ACTIVE

BGF China Bond Fund
Class A2 Hedged U.S. Dollar
BlackRock Global Funds

BlackRock

October 2026

Unless otherwise stated, Performance, Portfolio Breakdowns and Net Asset information as at: 31-Oct-2026. All other data as at 13-Nov-2026.

This document is marketing material. For Investors in the UK. Investors should read the KIID/PRIIPs document and prospectus prior to investing, and should refer to the prospectus for the funds full list of risks.

FUND OVERVIEW

- The Fund aims to maximise the return on your investment through a combination of capital growth and income on the Fund's assets.
- The Fund invests globally at least 70% of its total assets in fixed income (FI) securities issued or distributed either inside or outside of the People's Republic of China (PRC) and denominated in Renminbi or other non Chinese domestic currencies. These include bonds and money market instruments (i.e. debt securities with short term maturities) which may be issued by governments, government agencies, companies and supranationals (e.g. the Asian Development Bank).
- The Fund may invest in the full range of fixed income securities which may include investments with a relatively low credit rating or which are unrated.

RISK INDICATOR

Lower Risk
Potentially Lower Rewards

Higher Risk
Potentially Higher Rewards

1	2	3	**4**	5	6	7

CAPITAL AT RISK: The value of investments and the income from them can fall as well as rise and are not guaranteed. Investors may not get back the amount originally invested.

KEY RISKS:

- Credit risk, changes to interest rates and/or issuer defaults will have a significant impact on the performance of fixed income securities. Potential or actual credit rating downgrades may increase the level of risk.
- Emerging markets are generally more sensitive to economic and political conditions than developed markets. Other factors include greater 'Liquidity Risk', restrictions on investment or transfer of assets, failed/delayed delivery of securities or payments to the Fund and sustainability-related risks.
- Derivatives may be highly sensitive to changes in the value of the asset on which they are based and can increase the size of losses and gains, resulting in greater fluctuations in the value of the Fund. The impact to the Fund can be greater where derivatives are used in an extensive or complex way.
- Counterparty Risk: The insolvency of any institutions providing services such as safekeeping of assets or acting as counterparty to derivatives or other instruments, may expose the Fund to financial loss.
- Credit Risk: The issuer of a financial asset held within the Fund may not pay income or repay capital to the Fund when due.
- Liquidity Risk: Lower liquidity means there are insufficient buyers or sellers to allow the Fund to sell or buy investments readily.

KEY FACTS

Comparator 1 : 1Y China Household Savings Deposits Rate Index

Asset Class : Fixed Income

Fund Launch Date : 11-Nov-2011

Share Class Launch Date : 30-Oct-2019

Fund Base Currency : CNH

Share Class Currency : USD

Net Assets of Fund (M) : 10,558.36 CNH

Morningstar Category : Other Bond

SFDR Classification : Other

Domicile : Luxembourg

ISIN : LU2070343392

Use of Income : Accumulating

Management Company : BlackRock (Luxembourg) S.A.

FEES AND CHARGES

Annual Management Fee : 0.75%

Ongoing Charge : 0.98%

Performance Fee : 0.00%

DEALING INFORMATION

Settlement : Trade Date + 3 days

Dealing Frequency : Daily, forward pricing basis

PORTFOLIO CHARACTERISTICS

Effective Duration : 4.48 yrs

Average Weighted Maturity : 6.94 yrs

3y Beta : -

Standard Deviation (3y) : 2.48%

Yield To Maturity : 5.27%

Number of Holdings : 391

PORTFOLIO MANAGER(S)

Yii Hui Wong
Suanjin Tan
Yingbo Xu

Please refer to the Glossary for more details.

BGF China Bond Fund
Class A2 Hedged U.S. Dollar
BlackRock Global Funds

BlackRock

CALENDAR YEAR PERFORMANCE

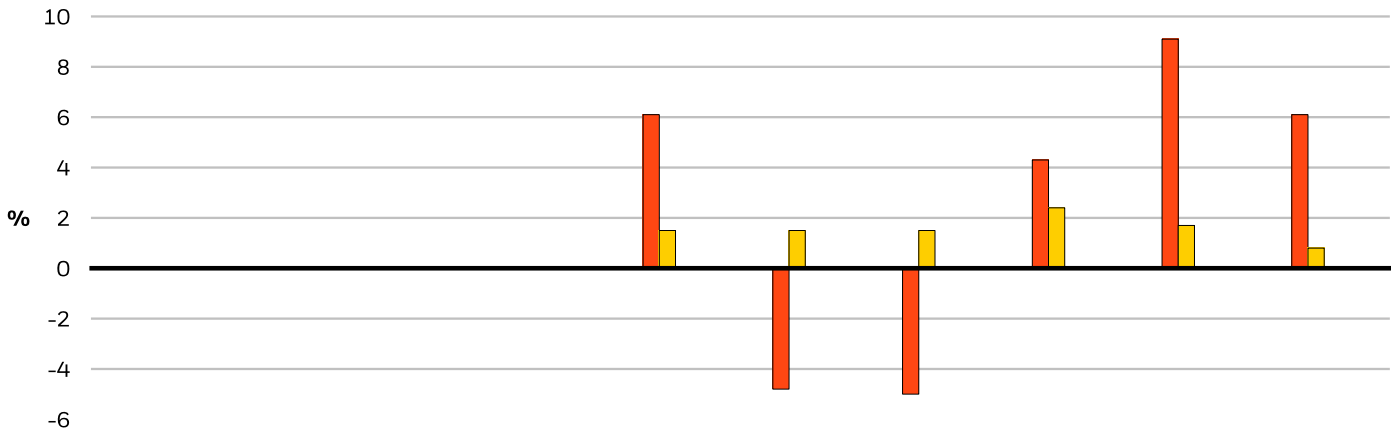

	2016	2017	2018	2019	2020	2021	2022	2023	2024	2025
Share Class	-	-	-	-	6.14	-4.76	-5.00	4.33	9.10	6.07
Comparator 1	-	-	-	-	1.50	1.50	1.50	2.39	1.69	0.80

GROWTH OF HYPOTHETICAL 10,000 USD SINCE INCEPTION

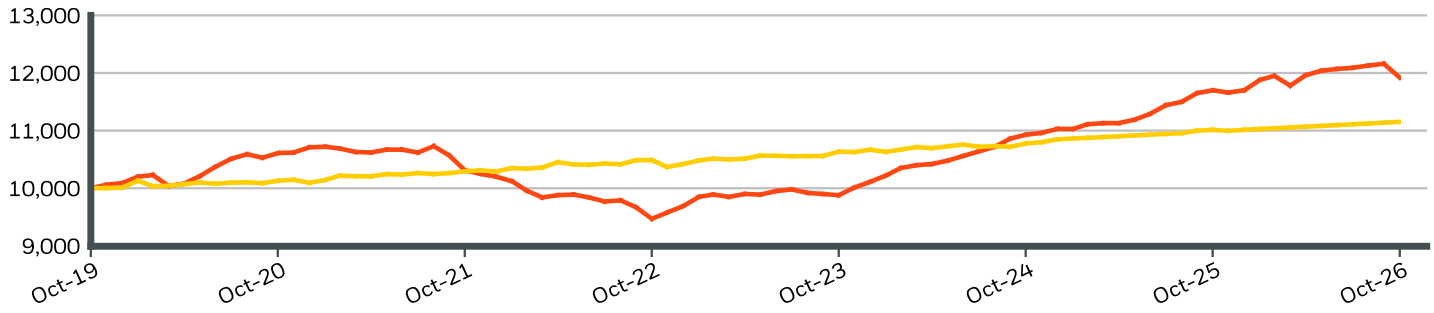

CUMULATIVE & ANNUALISED PERFORMANCE

	CUMULATIVE (%)					ANNUALISED (% p.a.)		
	1m	3m	6m	YTD	1y	3y	5y	Since Inception
Share Class	-1.97	-1.41	-0.33	1.88	1.88	6.46	2.94	2.54
Comparator 1	0.13	0.37	0.76	1.25	1.50	1.50	1.50	1.50

The figures shown relate to past performance. **Past performance is not a reliable indicator of future performance. Markets could develop very differently in the future. It can help you to assess how the fund has been managed in the past.** Performance is shown on a Net Asset Value (NAV) basis, with gross income reinvested where applicable. The return of your investment may increase or decrease as a result of currency fluctuations if your investment is made in a currency other than that used in the past performance calculation. Source: Blackrock

Share Class (USD) BGF China Bond Fund Class A2 Hedged U.S. Dollar

Comparator 1 (CNY) 1Y China Household Savings Deposits Rate Index

BGF China Bond Fund
Class A2 Hedged U.S. Dollar
BlackRock Global Funds

BlackRock

Top 10 Holdings

CHINA PEOPLES REPUBLIC OF (GOVERNM 2.15 08/25/2055	3.01%
CHINA PEOPLES REPUBLIC OF (GOVERNM 2.23 06/25/2056	2.91%
CHINA PEOPLES REPUBLIC OF (GOVERNM 2.38 01/15/2056	2.45%
CENTRAL PLAZA DEVELOPMENT LTD RegS 7.15 03/21/2028	1.32%
AGRICULTURAL BANK OF CHINA LTD RegS 2.02 12/01/2029	0.99%
CHINA CINDA (2020) I MANAGEMENT LT MTN RegS 2.43 08/04/2030	0.98%
DBS BANK CHINA LTD RegS 2.08 07/09/2036	0.98%
AM GREEN POWER BV RegS 11.3 03/31/2027	0.81%
ESTATE SKY LTD RegS 10.5 05/21/2028	0.80%
AIA GROUP LIMITED MTN RegS 2.875 09/11/2046	0.79%
Total of Portfolio	**15.04%**

Holdings subject to change

SECTOR BREAKDOWN (%)

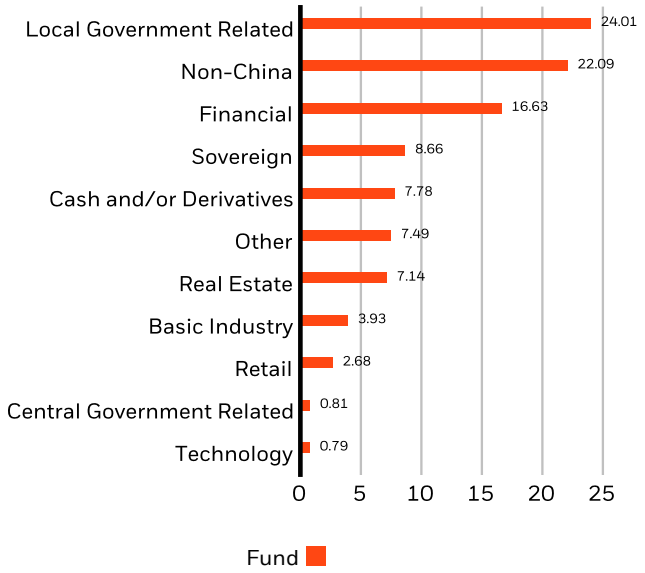

Negative weightings may result from specific circumstances (including timing differences between trade and settlement dates of securities purchased by the funds) and/or the use of certain financial instruments, including derivatives, which may be used to gain or reduce market exposure and/or risk management. Allocations are subject to change

GEOGRAPHIC BREAKDOWN (%)

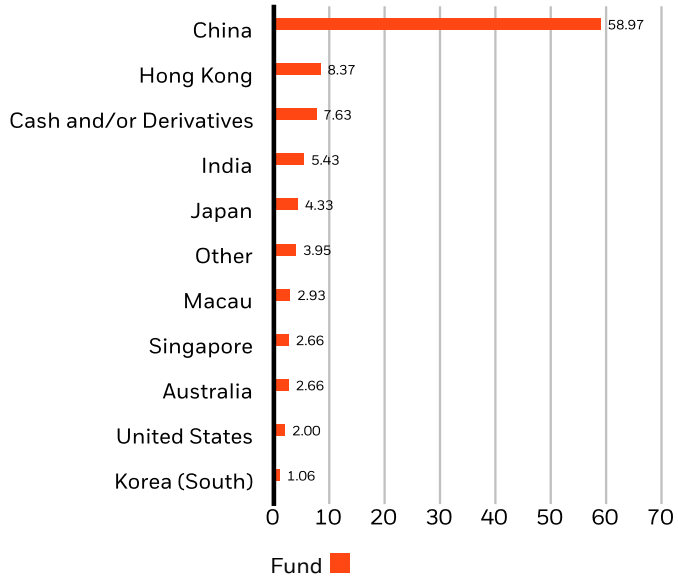

Allocations are subject to change. **Source:** BlackRock

CREDIT RATINGS (%)

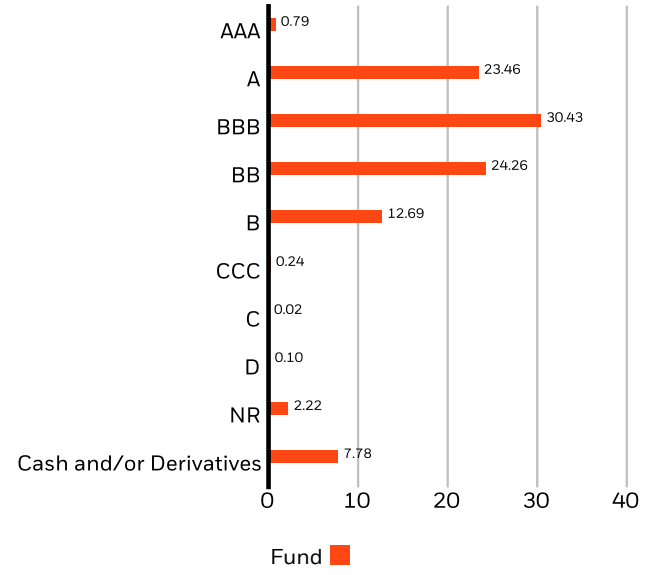

Allocations are subject to change. **Source:** BlackRock

BGF China Bond Fund
Class A2 Hedged U.S. Dollar
BlackRock Global Funds

BlackRock

GLOSSARY

SFDR Classification: Article 8: Products that promote environmental or social characteristics and promote good governance practices. **Article 9:** Products that have sustainable investments as an objective and follow good governance practices. **Other:** Products that do not meet the criteria to be classified as Article 8 or 9.

Yield to Maturity: Yield to Maturity (YTM) is the discount rate that equates the present value of bond's cash flows with its market price (including accrued interest). The fund YTM is the weighted average of fund's individual bond holding YTMs based upon Net Asset Value ('NAV'). The measure does not include fees and expenses. For callable bonds, YTM is the Yield-to-Worst.

Effective Duration: Effective duration is a measure of a fund's interest-rate sensitivity. Put simply, the longer a fund's duration, the more sensitive the fund is to shifts in interest rates. So a fund with a duration of 10 years is twice as volatile as a fund with a five-year duration.

IMPORTANT INFORMATION:

In the European Economic Area (EEA): this is issued by BlackRock (Netherlands) B.V., authorised and regulated by the Netherlands Authority for the Financial Markets. Registered office Amstelplein 1, 1096 HA, Amsterdam, Tel: +352 46268 5111. Trade Register No. 17068311 For your protection telephone calls are usually recorded.

In the UK and Non-European Economic Area (EEA) countries: this is issued by BlackRock Investment Management (UK) Limited, authorised and regulated by the Financial Conduct Authority. Registered office: 12 Throgmorton Avenue, London, EC2N 2DL. Tel: +352 46268 5111. Registered in England and Wales No. 02020394. For your protection telephone calls are usually recorded. Please refer to the Financial Conduct Authority website for a list of authorised activities conducted by BlackRock.

This is Marketing Material. BlackRock Global Funds (BGF) is an open-ended investment company established and domiciled in Luxembourg which is available for sale in certain jurisdictions only. BGF is not available for sale in the U.S. or to U.S. persons. Product information concerning BGF should not be published in the U.S. BlackRock Investment Management (UK) Limited is the Principal Distributor of BGF and it and/or the Management Company may terminate marketing at any time. In the UK subscriptions in BGF are valid only if made on the basis of the current Prospectus, the most recent financial reports and the Key Investor Information Document, and in the EEA and Switzerland subscriptions in BGF are valid only if made on the basis of the current Prospectus (Available in English, French, German, Italian and Polish languages), the most recent financial reports and the Packaged Retail and Insurance-based Investment Products Key Information Document (PRIIPs KID), which are available in the jurisdictions and local language where they are registered, these can be found at www.blackrock.com on the relevant country site and product pages. Prospectuses, Key Investor Information Documents (UK only), PRIIPs KID and application forms may not be available to investors in certain jurisdictions where the Fund in question has not been authorised. Any investment decision should be made on the basis of the information outlined above and Investors should understand all characteristics of the funds objective before investing, if applicable this includes sustainable disclosures and sustainable related characteristics of the fund as found in the prospectus, which can be found www.blackrock.com on the relevant country site and product pages for where the fund is registered for sale. For information on investor rights and how to raise complaints please go to https://www.blackrock.com/corporate/compliance/investor-right available in in local language in registered jurisdictions.UCITS HAVE NO GUARANTEED RETURN AND PAST PERFORMANCE DOES NOT GUARANTEE THE FUTURE ONES

Any research in this document has been procured and may have been acted on by BlackRock for its own purpose. The results of such research are being made available only incidentally. The views expressed do not constitute investment or any other advice and are subject to change. They do not necessarily reflect the views of any company in the BlackRock Group or any part thereof and no assurances are made as to their accuracy.

This document is for information purposes only and does not constitute an offer or invitation to anyone to invest in any BlackRock funds and has not been prepared in connection with any such offer.

© 2026 BlackRock, Inc. All Rights reserved. BLACKROCK, BLACKROCK SOLUTIONS, and iSHARES are trademarks of BlackRock, Inc. or its affiliates All other trademarks are those of their respective owners