PASSIVE

AGGG

iShares Core Global Aggregate Bond UCITS ETF

U.S. Dollar (Distributing)

iShares III plc

iShares by BlackRock

October 2026

Performance, Portfolio Breakdowns and Net Assets information as at: 31-Oct-2026. All other data as at 07-Nov-2026.

This document is marketing material. For Investors in Luxembourg. Investors should read the KIID/PRIIPs document and prospectus prior to investing, and should refer to the prospectus for the funds full list of risks.

FUND OVERVIEW

The iShares Global Aggregate Bond UCITS ETF seeks to track the investment results of an index composed of global investment grade bonds.

KEY BENEFITS

1. Direct investment in government, government-related, corporate and securitized bonds.
2. Diversified exposure to the global fixed income market.
3. Exposure to investment grade bonds.

RISK INDICATOR

Lower Risk — Potentially Lower Rewards

Higher Risk — Potentially Higher Rewards

1	2	**3**	4	5	6	7

CAPITAL AT RISK: The value of investments and the income from them can fall as well as rise and are not guaranteed. Investors may not get back the amount originally invested.

KEY RISKS:

- Credit risk, changes to interest rates and/or issuer defaults will have a significant impact on the performance of fixed income securities. Potential or actual credit rating downgrades may increase the level of risk.
- Currency Risk: The Fund invests in other currencies. Changes in exchange rates will therefore affect the value of the investment.
- Counterparty Risk: The insolvency of any institutions providing services such as safekeeping of assets or acting as counterparty to derivatives or other instruments, may expose the Share Class to financial loss.

PRODUCT INFORMATION

ISIN : IE00B3F81409
Share Class Launch Date : 21-Nov-2017
Share Class Currency : USD
Total Expense Ratio : 0,10%
Use of Income : Distributing
Net Assets of Share Class (M) : 2.743,79 USD

KEY FACTS

Asset Class : Fixed Income
Benchmark : Bloomberg Global Aggregate Bond Index
Fund Launch Date : 21-Nov-2017
Distribution Frequency : Semi-Annual
Net Assets of Fund (M) : 14.565,57 USD
SFDR Classification : Other
Domicile : Ireland
Methodology : Sampled
Issuing Company : iShares III plc
Product Structure : Physical

PORTFOLIO CHARACTERISTICS

Average Weighted Maturity : 8,08 yrs
Effective Duration : 6,06 yrs
Standard Deviation (3y) : 6,49%
3y Beta : 1,00
12m Trailing Yield : 3,34%
Yield to Worst : 4,27
Number of Holdings : 19.978

Please refer to the Glossary for more details.

iShares Core Global Aggregate Bond UCITS ETF

U.S. Dollar (Distributing)

iShares III plc

CALENDAR YEAR PERFORMANCE

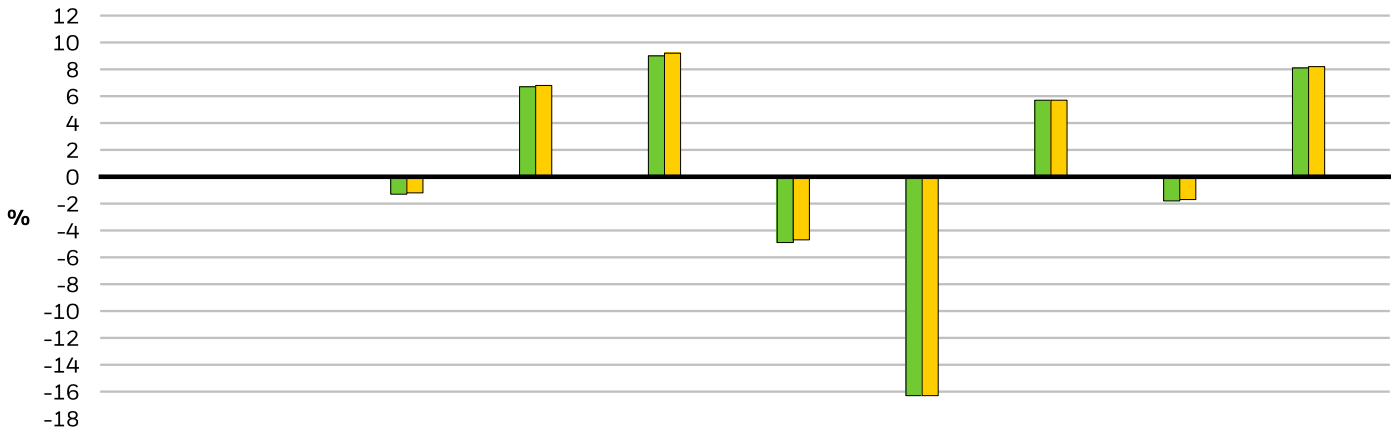

	2016	2017	2018	2019	2020	2021	2022	2023	2024	2025
Share Class	-	-	-1,31	6,74	9,02	-4,89	-16,27	5,71	-1,80	8,13
Benchmark	-	-	-1,20	6,84	9,20	-4,71	-16,25	5,72	-1,69	8,17

GROWTH OF HYPOTHETICAL 10,000 USD SINCE INCEPTION

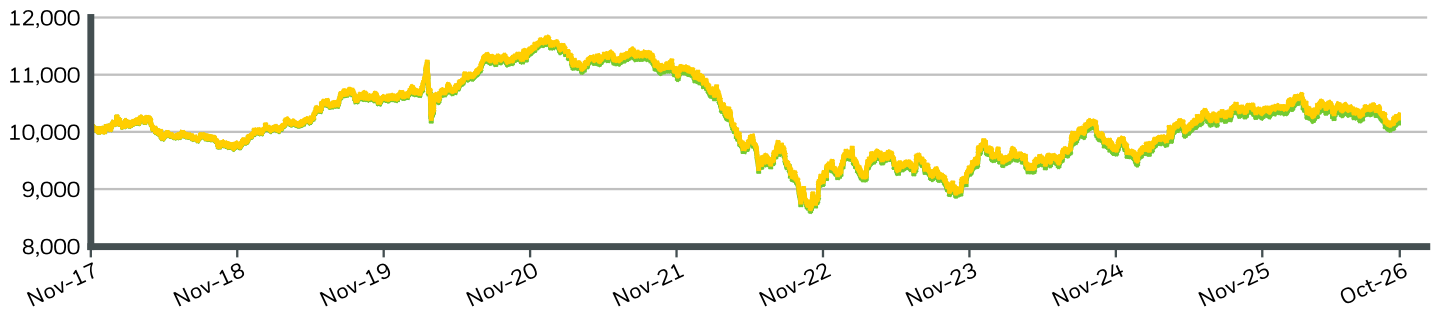

CUMULATIVE & ANNUALISED PERFORMANCE

	CUMULATIVE (%)					ANNUALISED (% p.a.)		
	1m	3m	6m	YTD	1y	3y	5y	Since Inception
Share Class	1,41	-0,59	-1,51	-1,37	-0,89	4,64	-1,60	0,24
Benchmark	1,41	-0,56	-1,46	-1,30	-0,81	4,72	-1,54	0,33

The figures shown relate to past performance. **Past performance is not a reliable indicator of future performance. Markets could develop very differently in the future. It can help you to assess how the fund has been managed in the past** Performance is shown on a Net Asset Value (NAV) basis, with gross income reinvested where applicable. Performance data is based on the net asset value (NAV) of the ETF which may not be the same as the market price of the ETF. Individual shareholders may realize returns that are different to the NAV performance. The return of your investment may increase or decrease as a result of currency fluctuations if your investment is made in a currency other than that used in the past performance calculation. Source: Blackrock

Share Class (USD) iShares Core Global Aggregate Bond UCITS ETF U.S. Dollar (Distributing)

Benchmark (USD) Bloomberg Global Aggregate Bond Index

iShares Core Global Aggregate Bond UCITS ETF

U.S. Dollar (Distributing)

iShares III plc

iShares by BlackRock

TOP ISSUERS

UNITED STATES TREASURY	19,30%
JAPAN (GOVERNMENT OF)	7,58%
CHINA PEOPLES REPUBLIC OF (GOVERNMENT)	6,70%
FEDERAL NATIONAL MORTGAGE ASSOCIATION	3,00%
FEDERAL HOME LOAN MORTGAGE CORPORATION	2,86%
UK CONV GILT	2,59%
FRANCE (REPUBLIC OF)	2,51%
ITALY (REPUBLIC OF)	2,50%
CHINA DEVELOPMENT BANK	2,36%
GOVERNMENT NATIONAL MORTGAGE ASSOCIATION II	2,29%
Total of Portfolio	**51,69%**

Holdings subject to change.

SECTOR BREAKDOWN (%)

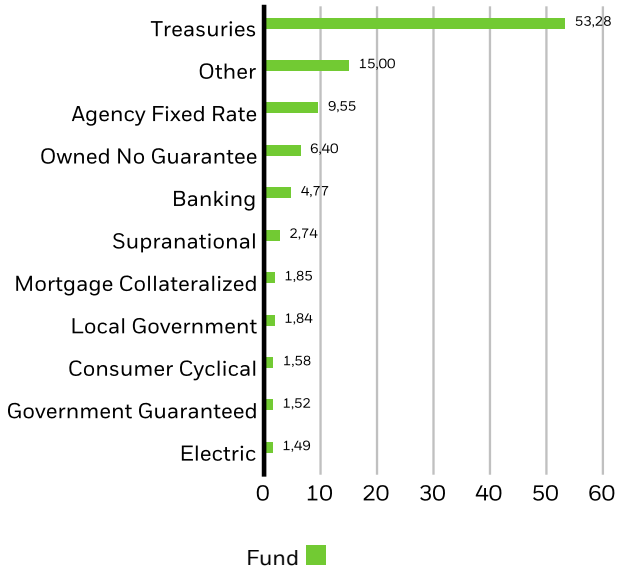

Allocations are subject to change. **Source:** BlackRock

TRADING INFORMATION

Exchange	London Stock Exchange	Xetra	London Stock Exchange
Ticker	AGGG	AGGG	SAGG
Bloomberg Ticker	AGGG LN	EUNU	SAGG LN
RIC	AGGG.L	EUNU.DE	SAGG.LN
SEDOL	B3F8140	BD1JY37	B3F8247
Listing Currency	USD	EUR	GBP

This product is also listed on: SIX Swiss Exchange

MATURITY BREAKDOWN (%)

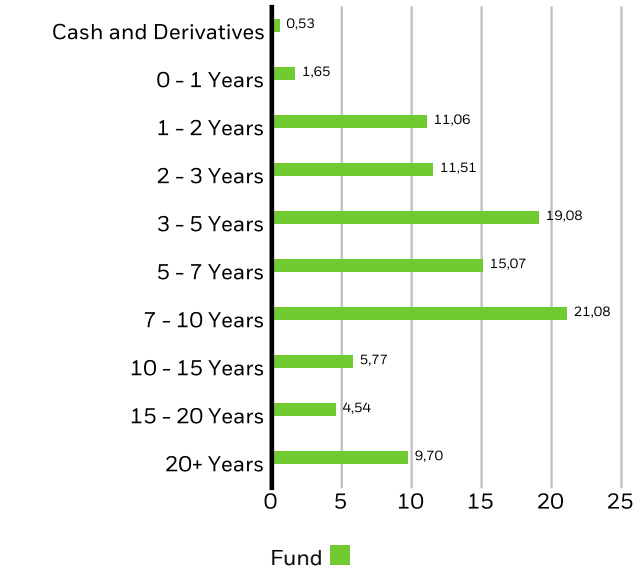

Allocations are subject to change. **Source:** BlackRock

CREDIT RATINGS (%)

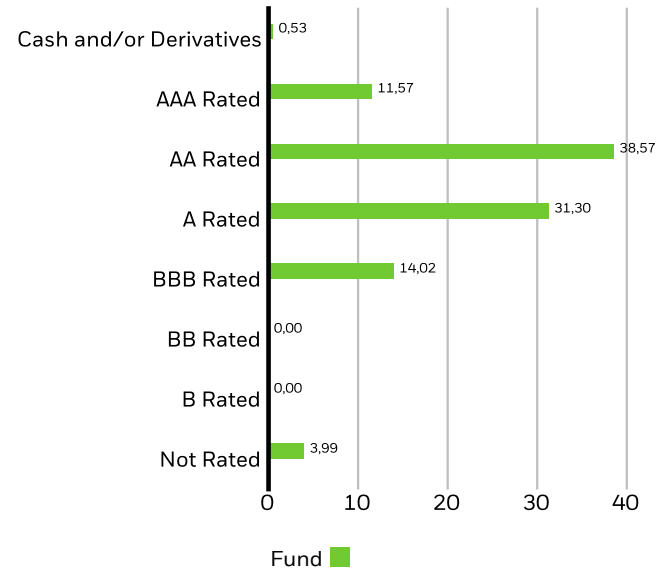

Credit quality ratings on underlying securities of the fund are received from S&P, Moody's and Fitch and converted to the equivalent S&P major rating category. This breakdown is provided by BlackRock and takes the median rating of the three agencies when all three agencies rate a security the lower of the two ratings if only two agencies rate a security and one rating if that is all that is provided. Unrated securities do not necessarily indicate low quality. Below investment-grade is represented by a rating of BB and below. Ratings and portfolio credit quality may change over time.

iShares Core Global Aggregate Bond UCITS ETF
U.S. Dollar (Distributing)
iShares III plc

iShares by BlackRock

GLOSSARY

SFDR Classification: Article 8: Products that promote environmental or social characteristics and promote good governance practices. **Article 9:** Products that have sustainable investments as an objective and follow good governance practices. **Other:** Products that do not meet the criteria to be classified as Article 8 or 9.

Yield to Maturity: Yield to Maturity (YTM) is the discount rate that equates the present value of bond's cash flows with its market price (including accrued interest). The fund YTM is the weighted average of fund's individual bond holding YTMs based upon Net Asset Value ('NAV'). The measure does not include fees and expenses. For callable bonds, YTM is the Yield-to-Worst.

Effective Duration: Effective duration is a measure of a fund's interest-rate sensitivity. Put simply, the longer a fund's duration, the more sensitive the fund is to shifts in interest rates. So a fund with a duration of 10 years is twice as volatile as a fund with a five-year duration.

IMPORTANT INFORMATION:

In the European Economic Area (EEA): this is Issued by BlackRock (Netherlands) B.V. is authorised and regulated by the Netherlands Authority for the Financial Markets. Registered office Amstelplein 1, 1096 HA, Amsterdam, Tel: 020 – 549 5200, Tel: 31-20-549-5200. Trade Register No. 17068311 For your protection telephone calls are usually recorded. For Ireland and only in relation to Per Se Professionals and/or Eligible Counterparties (i.e., Professional Investors), this may also be issued by BlackRock Investment Management (UK) Limited, authorised and regulated by the Financial Conduct Authority. Registered office: 12 Throgmorton Avenue, London, EC2N 2DL. Tel: + 44 (0)20 7743 3000. Registered in England and Wales No. 02020394. For your protection telephone calls are usually recorded. Please refer to the Financial Conduct Authority website for a list of authorised activities conducted by BlackRock.

In the UK and Non-European Economic Area (EEA) countries (excluding Switzerland),: this is Issued by BlackRock Investment Management (UK) Limited, authorised and regulated by the Financial Conduct Authority. Registered office: 12 Throgmorton Avenue, London, EC2N 2DL. Tel: + 44 (0)20 7743 3000. Registered in England and Wales No. 02020394. For your protection telephone calls are usually recorded. Please refer to the Financial Conduct Authority website for a list of authorised activities conducted by BlackRock.

This is Marketing Material. iShares plc, iShares II plc, iShares III plc, iShares IV plc, iShares V plc, iShares VI plc and iShares VII plc (together 'the Companies') are open-ended investment companies with variable capital having segregated liability between their funds organised under the laws of Ireland and authorised by the Central Bank of Ireland. The Prospectus (Available in French, German, Polish and English Languages) Key Investor Information document (UK only), PRIIPs KID and further information about the Fund and the Share Class, such as details of the key underlying investments of the Share Class and share prices, is available on the iShares website at www.ishares.com or by calling +44 (0)845 357 7000 or from your broker or financial adviser. The indicative intra-day net asset value of the Share Class is available at http://deutsche-boerse.com and/or http://www.reuters.com. A UCITS ETF's units / shares that have been acquired on the secondary market cannot usually be sold directly back to the UCITS ETF itself. Investors who are not Authorised Participants must buy and sell shares on a secondary market with the assistance of an intermediary (e.g. a stockbroker) and may incur fees and additional taxes in doing so. In addition, as the market price at which the Shares are traded on the secondary market may differ from the Net Asset Value per Share, investors may pay more than the then current Net Asset Value per Share when buying shares and may receive less than the current Net Asset Value per Share when selling them. UCITS HAVE NO GUARANTEED RETURN AND PAST PERFORMANCE DOES NOT GUARANTEE THE FUTURE ONES

This document is marketing material and will expire 12 months after issue

This document is not, and under no circumstances is to be construed as an advertisement or any other step in furtherance of a public offering of shares in the United States or Canada. This document is not aimed at persons who are resident in the United States, Canada or any province or territory thereof, where the companies/securities are not authorised or registered for distribution and where no prospectus has been filed with any securities commission or regulatory authority. The companies/securities may not be acquired or owned by, or acquired with the assets of, an ERISA Plan.

Any research in this document has been procured and may have been acted on by BlackRock for its own purpose. The results of such research are being made available only incidentally. The views expressed do not constitute investment or any other advice and are subject to change. They do not necessarily reflect the views of any company in the BlackRock Group or any part thereof and no assurances are made as to their accuracy

This document is for information purposes only and does not constitute an offer or invitation to anyone to invest in any BlackRock funds and has not been prepared in connection with any such offer.

© 2026 BlackRock, Inc. All Rights reserved. BLACKROCK, BLACKROCK SOLUTIONS, and iSHARES are trademarks of BlackRock, Inc. or its affiliates All other trademarks are those of their respective owners