PASSIVE

ACS World Multifactor ESG Screened and Optimised Equity Tracker Fund

Class X1 British Pound

BlackRock Authorised Contractual Scheme I

BlackRock

October 2026

Unless otherwise stated, Performance, Portfolio Breakdowns and Net Asset information as at: 31-Oct-2026. All other data as at 13-Nov-2026.

This document is marketing material. For Investors in the UK. Investors should read the KIID/PRIIPs document and prospectus prior to investing, and should refer to the prospectus for the funds full list of risks.

FUND OVERVIEW

- The Fund is a sub-fund of BlackRock Authorised Contractual Scheme I taking the form of a Co-ownership Scheme. As a consequence of this, the Fund may be treated as tax transparent for the purpose of income and/or capital gains by relevant taxing jurisdictions. Each investor should take appropriate professional advice as to the tax treatment of their investment in the Fund. Investors in the Fund must be Eligible Investors as defined in the Fund's prospectus and must have completed all relevant documentation prior to the purchase of units in the Fund.
- The Fund aims to provide a return on your investment, generated through an increase in the value of assets held by the Fund and/or income received from these assets, by tracking closely the performance of the STOXX World Equity Factor ESG Low Carbon Target Index, the Fund's benchmark index (the "Benchmark Index"). The Fund invests directly in the equity securities of companies that make up the Benchmark Index and, at times, indirectly in other equity-related investments giving exposure to such companies.
- The Benchmark Index aims to reflect the performance of a sub-set of equity securities within the STOXX Developed World Index (the "Parent Index") which remain after the index provider has: (a) excluded securities using pre-defined environmental, social and governance ("ESG") screens (as described in the Fund's prospectus); and (b) weighted securities using an optimization process, which: (1) maximises exposure to five target "style" factors (as described below), (2) has at least 50% lower carbon emissions intensity (measured by a company's annual emissions divided by its enterprise value in cash (EVIC) in millions (Euros) relative to the Parent Index, and (3) has an ISS ESG Performance Score not worse than that of the Parent Index.

RISK INDICATOR

Lower Risk — Potentially Lower Rewards

Higher Risk — Potentially Higher Rewards

1	2	3	4	**5**	6	7

CAPITAL AT RISK: The value of investments and the income from them can fall as well as rise and are not guaranteed. Investors may not get back the amount originally invested.

KEY RISKS:

- Investment risk is concentrated in specific sectors, countries, currencies or companies. This means the Fund is more sensitive to any localised economic, market, political, sustainability-related or regulatory events.
- The value of equities and equity-related securities can be affected by daily stock market movements. Other influential factors include political, economic news, company earnings and significant corporate events.
- Index Methodology Risk: Although the Index was created to select securities within the Parent Index which have a relatively higher exposure to four investment style factors, there is no guarantee this objective will be achieved.
- The benchmark index only excludes companies engaging in certain activities inconsistent with ESG criteria if such activities exceed the thresholds determined by the index provider. Such ESG screening may reduce the potential investment universe and this may adversely affect the value of the Fund's investments compared to a fund without such screening.
- Multi-Factor Focus Risk: Indices with a multi-factor focus are less diversified than their parent index because they focus on selected investment style factors rather than a broader market exposure. Therefore, they will be more exposed to factor related market movements. Investors should consider this Fund as part of a broader investment strategy
- Counterparty Risk: The insolvency of any institutions providing services such as safekeeping of assets or acting as counterparty to derivatives or other instruments, may expose the Fund to financial loss.
- Tax treatment of Fund: The tax treatment of this fund structure is so far untested which could lead to adverse tax consequences for the investor. Changes to the tax status of the Fund could lead to taxation being due.

RATINGS**

MORNINGSTAR obsr Silver ★★★★

KEY FACTS

Target 1 : STOXX World EQ Factor ESG Low Carbon Target 12UK NET

Asset Class : Equity

Fund Launch Date : 11-Jul-2019

Share Class Launch Date : 12-Jul-2019

Share Class Currency : GBP

Net Assets of Fund (M) : 3,491.77 GBP

Morningstar Category : Global Large-Cap Blend Equity

Domicile : United Kingdom

ISIN : GB00BGRLQN21

Use of Income : Accumulating

Management Company : BlackRock Fund Managers Ltd

Analyst-Driven %[i] : 20.00%

Data Coverage %[ii] : 75.00%

FEES AND CHARGES

Annual Management Fee : 0.00%

Ongoing Charge : 0.02%

Performance Fee : 0.00%

DEALING INFORMATION

Settlement : Trade Date + 3 days

Dealing Frequency : Daily, forward pricing basis

PORTFOLIO CHARACTERISTICS

Price to Book Ratio : 3.15x

Price to Earnings Ratio : 20.56x

3y Beta : 1.02

Standard Deviation (3y) : 11.64%

Number of Holdings : 304

PORTFOLIO MANAGER(S)

Kieran Doyle

Group Index Equity PM Inst LON

Please refer to the Glossary for more details.

ACS World Multifactor ESG Screened and Optimised Equity Tracker Fund

Class X1 British Pound

BlackRock Authorised Contractual Scheme I

BlackRock

CALENDAR YEAR PERFORMANCE

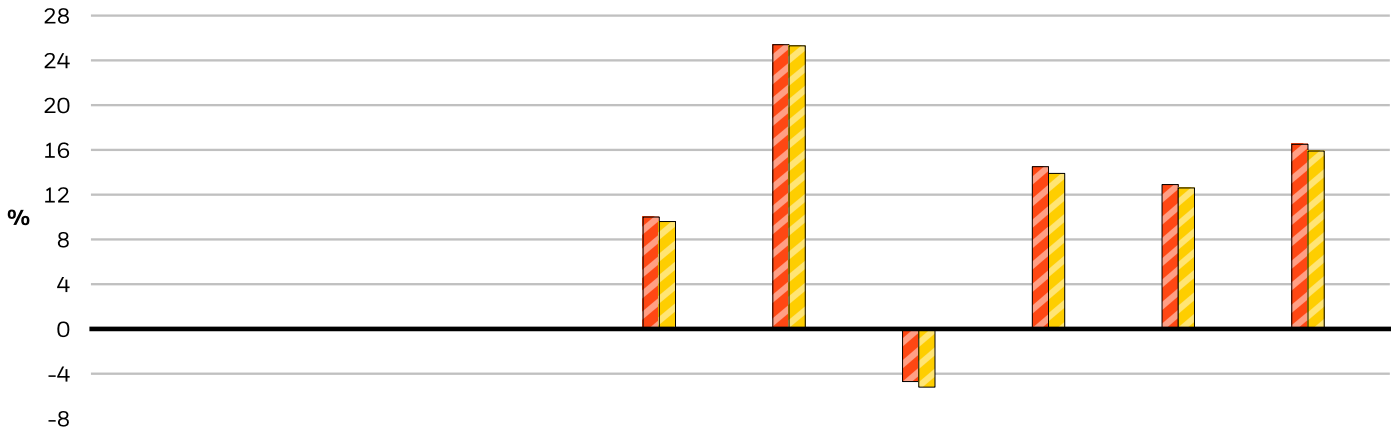

	2016	2017	2018	2019	2020	2021	2022	2023	2024	2025
Share Class	-	-	-	-	10.00	25.45	-4.65	14.50	12.88	16.50
Target 1	-	-	-	-	9.59	25.29	-5.18	13.89	12.64	15.86

During this period performance was achieved under circumstances that no longer apply.

GROWTH OF HYPOTHETICAL 10,000 GBP SINCE INCEPTION

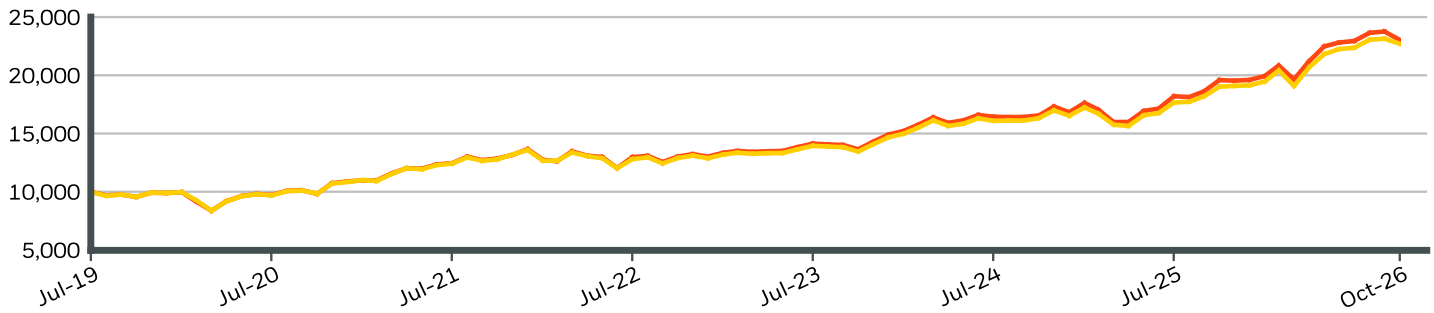

CUMULATIVE & ANNUALISED PERFORMANCE

	CUMULATIVE (%)					ANNUALISED (% p.a.)		
	1m	3m	6m	YTD	1y	3y	5y	Since Inception
Share Class	-3.05	0.37	8.75	17.50	17.60	19.06	12.37	12.61
Target 1	-1.91	1.48	9.91	18.61	19.37	19.05	12.16	12.37

The figures shown relate to past performance. Past performance is not a reliable indicator of current or future performance and should not be the sole factor of consideration when selecting a product or strategy. Share Class and Benchmark performance displayed in GBP, hedged share class benchmark performance is displayed in GBP. Performance is shown on a Net Asset Value (NAV) basis, with gross income reinvested where applicable. The return of your investment may increase or decrease as a result of currency fluctuations if your investment is made in a currency other than that used in the past performance calculation. **Source:** BlackRock

Share Class (GBP) ACS World Multifactor ESG Screened and Optimised Equity Tracker Fund Class X1 British Pound

Target 1 (GBP) STOXX World EQ Factor ESG Low Carbon Target 12UK NET

ACS World Multifactor ESG Screened and Optimised Equity Tracker Fund

Class X1 British Pound

BlackRock Authorised Contractual Scheme I

BlackRock

Top 10 Holdings

APPLE	5.22%
NVIDIA	5.10%
MICROSOFT	4.10%
ALPHABET CLASS C	2.76%
BROADCOM INC	1.81%
AMAZON.COM INC	1.80%
MCKESSON CORP	1.63%
MANULIFE FINANCIAL	1.57%
ABBVIE	1.46%
BANK OF NEW YORK MELLON CORP	1.38%
Total of Portfolio	**26.83%**

Holdings subject to change

SECTOR BREAKDOWN (%)

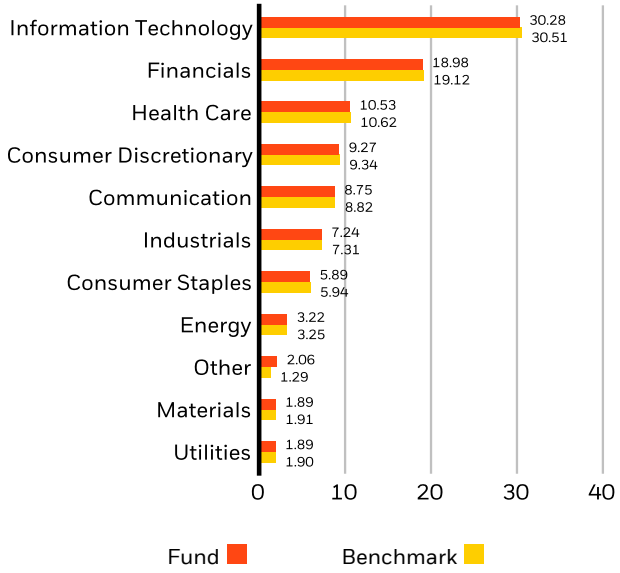

Negative weightings may result from specific circumstances (including timing differences between trade and settlement dates of securities purchased by the funds) and/or the use of certain financial instruments, including derivatives, which may be used to gain or reduce market exposure and/or risk management. Allocations are subject to change

GEOGRAPHIC BREAKDOWN (%)

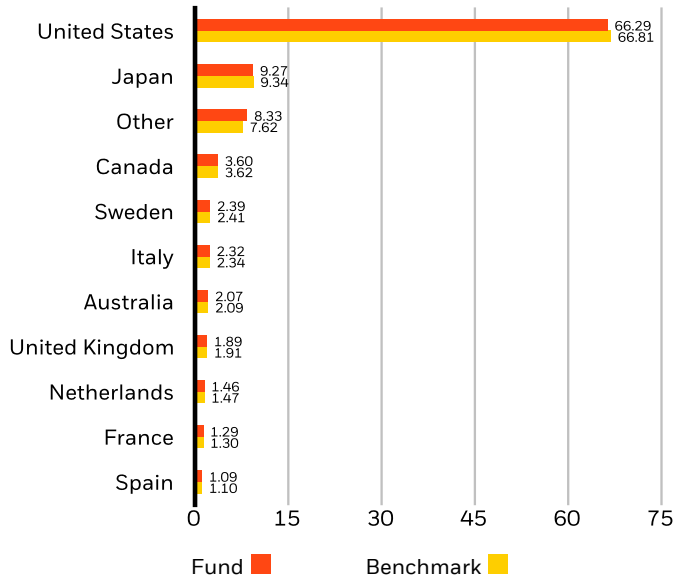

Allocations are subject to change. **Source:** BlackRock

ACS World Multifactor ESG Screened and Optimised Equity Tracker Fund

Class X1 British Pound

BlackRock Authorised Contractual Scheme I

BlackRock

GLOSSARY

Price to Book Ratio: represents the ratio of the current closing price of the share to the latest quarter's book value per share.

Analyst Driven %[i] is the analyst input into the overall rating assignment, including direct analyst coverage and inheritance of an analyst-rated pillar

Price to Earnings: A valuation ratio of a company's current share price compared to its per-share earnings in the current forecast year, calculated as current share price divided by current earnings per share.

Data Coverage %[ii] is available input data for rating calculation at the Pillar level

IMPORTANT INFORMATION:

** The Morningstar Medalist RatingTM is the summary expression of Morningstar's forward-looking analysis of investment strategies using a rating scale of Gold, Silver, Bronze, Neutral, and Negative. The ratings indicate which investments Morningstar believes are likely to outperform a relevant index or peer group average on a risk-adjusted basis over time. Analysts assign three pillar ratings (People, Parent and Process) based on their qualitative assessment, subject to the oversight of the Analyst Rating Committee, and monitor and reevaluate them at least every 14 months. For more detailed information about these ratings and methodology, please go to global.morningstar.com/managerdisclosures. The ratings are not statements of fact, nor credit or risk ratings. The rating (i) should not be used as the sole basis in evaluating an investment product, (ii) involves unknown risks which may cause expectations not to occur or to differ from what was expected, (iii) are not guaranteed to be based on complete or accurate assumptions, (iv) involve the risk that the return target will not be met due to unforeseen changes in management, technology, economic development, interest rate development, operating and/or material costs, competitive pressure, supervisory law, exchange and tax rates, and/or changes in political and social conditions, and (v) should not be considered an offer or solicitation to buy or sell the investment product.

In the European Economic Area (EEA): this is Issued by BlackRock (Netherlands) B.V. is authorised and regulated by the Netherlands Authority for the Financial Markets. Registered office Amstelplein 1, 1096 HA, Amsterdam, Tel: 020 – 549 5200, Tel: 31-20-549-5200. Trade Register No. 17068311 For your protection telephone calls are usually recorded. For Ireland and only in relation to Per Se Professionals and/or Eligible Counterparties (i.e., Professional Investors), this may also be issued by BlackRock Investment Management (UK) Limited, authorised and regulated by the Financial Conduct Authority. Registered office: 12 Throgmorton Avenue, London, EC2N 2DL. Tel: + 44 (0)20 7743 3000. Registered in England and Wales No. 02020394. For your protection telephone calls are usually recorded. Please refer to the Financial Conduct Authority website for a list of authorised activities conducted by BlackRock.

In the UK and Non-European Economic Area (EEA) countries (excluding Switzerland),: this is Issued by BlackRock Investment Management (UK) Limited, authorised and regulated by the Financial Conduct Authority. Registered office: 12 Throgmorton Avenue, London, EC2N 2DL. Tel: + 44 (0)20 7743 3000. Registered in England and Wales No. 02020394. For your protection telephone calls are usually recorded. Please refer to the Financial Conduct Authority website for a list of authorised activities conducted by BlackRock.

The BlackRock Authorised Contractual Scheme ('ACS') takes the form of a co-ownership scheme. As a consequence of this, any sub-Fund of the ACS ('the Fund') may be treated as tax transparent for the purpose of income and /or gains by relevant taxing jurisdictions. Each investor should take appropriate professional advice as to the tax treatment of their investment in the Fund. Investors in the Fund must be Eligible Investors as defined in the ACS prospectus and must have completed all relevant documentation prior to the purchase of units in the Fund which can be found at www.blackrock.com Investors should understand all characteristics of the funds objective before investing, if applicable this includes sustainable disclosures and sustainable related characteristics of the fund as found in the prospectus, which can be found www.blackrock.com on the relevant product pages for where the fund is registered for sale. BlackRock and/or the Management Company may terminate marketing at any time.

This document is marketing material and will expire 12 months after issue

Any research in this document has been procured and may have been acted on by BlackRock for its own purpose. The results of such research are being made available only incidentally. The views expressed do not constitute investment or any other advice and are subject to change. They do not necessarily reflect the views of any company in the BlackRock Group or any part thereof and no assurances are made as to their accuracy

This document is for information purposes only and does not constitute an offer or invitation to anyone to invest in any BlackRock funds and has not been prepared in connection with any such offer.

© 2026 BlackRock, Inc. All Rights reserved. BLACKROCK, BLACKROCK SOLUTIONS, and iSHARES are trademarks of BlackRock, Inc. or its affiliates All other trademarks are those of their respective owners