PASSIVE

# ACS World ESG Screened and Optimised Equity Tracker Fund

## Class X1RA British Pound

### BlackRock Authorised Contractual Scheme I

BlackRock

October 2026

**Unless otherwise stated, Performance, Portfolio Breakdowns and Net Asset information as at: 31-Oct-2026. All other data as at 12-Nov-2026.**

**This document is marketing material.** For Investors in the UK. Investors should read the KIID/PRIIPs document and prospectus prior to investing, and should refer to the prospectus for the funds full list of risks.

## FUND OVERVIEW

- The Fund is a sub-fund of BlackRock Authorised Contractual Scheme I taking the form of a Co-ownership Scheme. As a consequence of this, the Fund may be treated as tax transparent for the purpose of income and/or capital gains by relevant taxing jurisdictions. Each investor should take appropriate professional advice as to the tax treatment of their investment in the Fund. Investors in the Fund must be Eligible Investors as defined in the Fund's prospectus and must have completed all relevant documentation prior to the purchase of units in the Fund.
- The Fund aims to provide a return on your investment (generated through an increase to the value of the assets held by the Fund and/or income received from those assets) by tracking closely the performance of the MSCI World ESG Focus Low Carbon Screened Index, the Fund's benchmark index (the "Benchmark Index"). The Fund invests in equity securities (e.g. shares) of companies that make up the Benchmark Index The Fund may use derivatives (i.e. investments the prices of which are based on one or more underlying assets) to help achieve its investment objective or for efficient portfolio management purposes (EPM) (i.e. to reduce risk or costs within the Fund's portfolio, or generate additional income).The use of derivatives is expected to be limited. The Fund may engage in short-term secured lending of its investments to certain eligible third parties to generate additional income and off-set costs.
- The Benchmark Index aims to reflect the performance characteristics of a sub-set of equity securities within the MSCI World Index ("Parent Index") which remain after the index provider has excluded securities using pre-defined environmental, social and governance (ESG) screens and weighted securities using an optimisation process (as described in the Fund's prospectus), as determined by the index provider. The Fund may obtain indirect exposure (through including but not limited to, derivatives and units in collective investment schemes) to securities considered not to satisfy the ESG criteria.

## RISK INDICATOR

**Lower Risk**
Potentially Lower Rewards

**Higher Risk**
Potentially Higher Rewards

| 1 | 2 | 3 | 4 | **5** | 6 | 7 |
|---|---|---|---|---|---|---|

**CAPITAL AT RISK:** The value of investments and the income from them can fall as well as rise and are not guaranteed. Investors may not get back the amount originally invested.

## KEY RISKS:

- Investment risk is concentrated in specific sectors, countries, currencies or companies. This means the Fund is more sensitive to any localised economic, market, political, sustainability-related or regulatory events.
- The value of equities and equity-related securities can be affected by daily stock market movements. Other influential factors include political, economic news, company earnings and significant corporate events.
- The benchmark index only excludes companies engaging in certain activities inconsistent with ESG criteria if such activities exceed the thresholds determined by the index provider. Such ESG screening may reduce the potential investment universe and this may adversely affect the value of the Fund's investments compared to a fund without such screening.
- Counterparty Risk: The insolvency of any institutions providing services such as safekeeping of assets or acting as counterparty to derivatives or other instruments, may expose the Fund to financial loss.
- Tax treatment of Fund: The tax treatment of this fund structure is so far untested which could lead to adverse tax consequences for the investor. Changes to the tax status of the Fund could lead to taxation being due.

## KEY FACTS

**Target 1 :** MSCI World ESG Focus Low Carbon Screened NET Index MIDDAY (Perf Only) (GBP)

**Asset Class :** Equity

**Fund Launch Date :** 28-Jun-2019

**Share Class Launch Date :** 14-Jun-2023

**Share Class Currency :** GBP

**Net Assets of Fund (M) :** 7,560.73 GBP

**Morningstar Category :** Global Large-Cap Blend Equity

**Domicile :** United Kingdom

**ISIN :** GB00BNG5LN92

**Use of Income :** Accumulating

**Management Company :** BlackRock Fund Managers Ltd

## FEES AND CHARGES

**Annual Management Fee :** 0.00%

**Ongoing Charge :** 0.02%

**Performance Fee :** 0.00%

## DEALING INFORMATION

**Settlement :** Trade Date + 3 days

**Dealing Frequency :** Daily, forward pricing basis

## PORTFOLIO CHARACTERISTICS

**Price to Book Ratio :** 4.22x

**Price to Earnings Ratio :** 25.83x

**3y Beta :** 1.02

**Standard Deviation (3y) :** 12.10%

**Number of Holdings :** 438

## PORTFOLIO MANAGER(S)

Kieran Doyle
Group Index Equity PM Inst LON

Please refer to the Glossary for more details.

# ACS World ESG Screened and Optimised Equity Tracker Fund

## Class X1RA British Pound

### BlackRock Authorised Contractual Scheme I

BlackRock

## CALENDAR YEAR PERFORMANCE




| | 2021 | 2022 | 2023 | 2024 | 2025 |
|---|---|---|---|---|---|
| Share Class | - | - | - | 20.76 | 13.29 |
| Target 1 | - | - | - | 20.46 | 12.71 |

## GROWTH OF HYPOTHETICAL 10,000 GBP SINCE INCEPTION

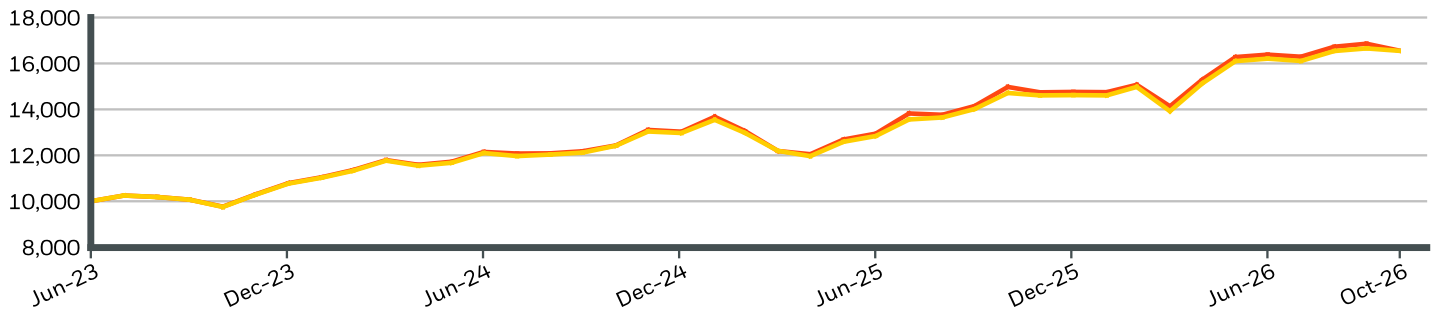


## CUMULATIVE & ANNUALISED PERFORMANCE

| | CUMULATIVE (%) | | | | | ANNUALISED (% p.a.) | | |
|---|---|---|---|---|---|---|---|---|
| | 1m | 3m | 6m | YTD | 1y | 3y | 5y | Since Inception |
| Share Class | -1.81 | 1.62 | 8.27 | 12.16 | 10.53 | 19.24 | - | 16.09 |
| Target 1 | -0.64 | 2.74 | 9.40 | 13.19 | 12.46 | 19.28 | - | 16.07 |

**The figures shown relate to past performance. Past performance is not a reliable indicator of current or future performance and should not be the sole factor of consideration when selecting a product or strategy.** Share Class and Benchmark performance displayed in GBP, hedged share class benchmark performance is displayed in GBP. Performance is shown on a Net Asset Value (NAV) basis, with gross income reinvested where applicable. The return of your investment may increase or decrease as a result of currency fluctuations if your investment is made in a currency other than that used in the past performance calculation. **Source:** BlackRock

Share Class (GBP) ACS World ESG Screened and Optimised Equity Tracker Fund Class X1RA British Pound

Target 1 (GBP) MSCI World ESG Focus Low Carbon Screened NET Index MIDDAY (Perf Only) (GBP)

# ACS World ESG Screened and Optimised Equity Tracker Fund

## Class X1RA British Pound

### BlackRock Authorised Contractual Scheme I

BlackRock

**Top 10 Holdings**

| | |
|---|---|
| APPLE | 5.62% |
| NVIDIA | 5.29% |
| MICROSOFT | 4.12% |
| ALPHABET CLASS C | 2.59% |
| AMAZON.COM INC | 2.58% |
| BROADCOM INC | 1.67% |
| META PLATFORMS CLASS A | 1.46% |
| TESLA INC | 1.30% |
| ELI LILLY | 1.25% |
| MICRON TECHNOLOGY | 1.13% |
| **Total of Portfolio** | **27.01%** |

Holdings subject to change

**SECTOR BREAKDOWN (%)**

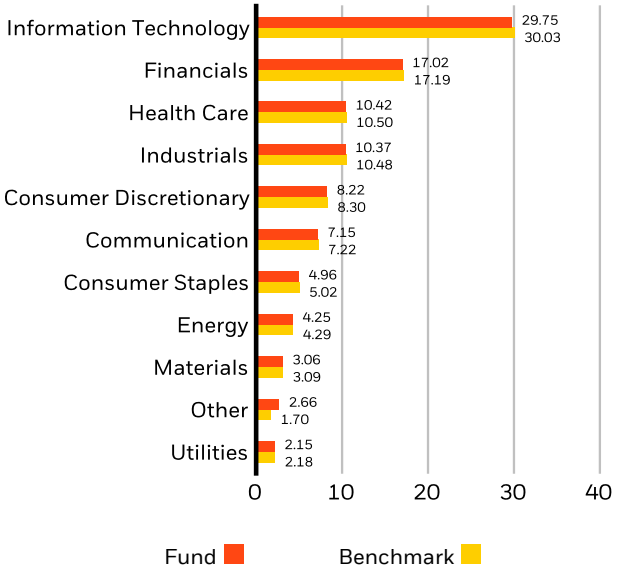


Negative weightings may result from specific circumstances (including timing differences between trade and settlement dates of securities purchased by the funds) and/or the use of certain financial instruments, including derivatives, which may be used to gain or reduce market exposure and/or risk management. Allocations are subject to change

**GEOGRAPHIC BREAKDOWN (%)**

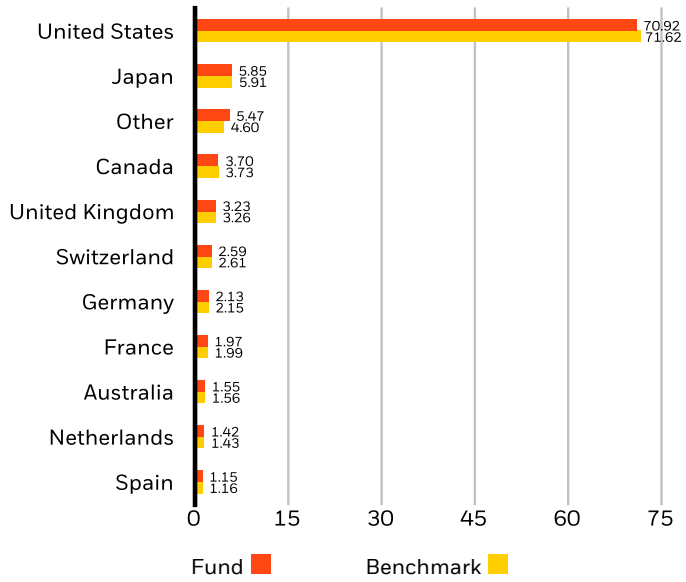


Allocations are subject to change. **Source:** BlackRock

# ACS World ESG Screened and Optimised Equity Tracker Fund
## Class X1RA British Pound
### BlackRock Authorised Contractual Scheme I

BlackRock

**GLOSSARY**

**Price to Book Ratio:** represents the ratio of the current closing price of the share to the latest quarter's book value per share.

**Price to Earnings:** A valuation ratio of a company's current share price compared to its per-share earnings in the current forecast year, calculated as current share price divided by current earnings per share.

**IMPORTANT INFORMATION:**

**In the European Economic Area (EEA):** this is Issued by BlackRock (Netherlands) B.V. is authorised and regulated by the Netherlands Authority for the Financial Markets. Registered office Amstelplein 1, 1096 HA, Amsterdam, Tel: 020 – 549 5200, Tel: 31-20-549-5200. Trade Register No. 17068311 For your protection telephone calls are usually recorded. For Ireland and only in relation to Per Se Professionals and/or Eligible Counterparties (i.e., Professional Investors), this may also be issued by BlackRock Investment Management (UK) Limited, authorised and regulated by the Financial Conduct Authority. Registered office: 12 Throgmorton Avenue, London, EC2N 2DL. Tel: + 44 (0)20 7743 3000. Registered in England and Wales No. 02020394. For your protection telephone calls are usually recorded. Please refer to the Financial Conduct Authority website for a list of authorised activities conducted by BlackRock.

**In the UK and Non-European Economic Area (EEA) countries (excluding Switzerland),:** this is Issued by BlackRock Investment Management (UK) Limited, authorised and regulated by the Financial Conduct Authority. Registered office: 12 Throgmorton Avenue, London, EC2N 2DL. Tel: + 44 (0)20 7743 3000. Registered in England and Wales No. 02020394. For your protection telephone calls are usually recorded. Please refer to the Financial Conduct Authority website for a list of authorised activities conducted by BlackRock.

The BlackRock Authorised Contractual Scheme ('ACS') takes the form of a co-ownership scheme. As a consequence of this, any sub-Fund of the ACS ('the Fund') may be treated as tax transparent for the purpose of income and /or gains by relevant taxing jurisdictions. Each investor should take appropriate professional advice as to the tax treatment of their investment in the Fund. Investors in the Fund must be Eligible Investors as defined in the ACS prospectus and must have completed all relevant documentation prior to the purchase of units in the Fund which can be found at www.blackrock.com Investors should understand all characteristics of the funds objective before investing, if applicable this includes sustainable disclosures and sustainable related characteristics of the fund as found in the prospectus, which can be found www.blackrock.com on the relevant product pages for where the fund is registered for sale. BlackRock and/or the Management Company may terminate marketing at any time.

**This document is marketing material and will expire 12 months after issue**

Any research in this document has been procured and may have been acted on by BlackRock for its own purpose. The results of such research are being made available only incidentally. The views expressed do not constitute investment or any other advice and are subject to change. They do not necessarily reflect the views of any company in the BlackRock Group or any part thereof and no assurances are made as to their accuracy

This document is for information purposes only and does not constitute an offer or invitation to anyone to invest in any BlackRock funds and has not been prepared in connection with any such offer.

**© 2026 BlackRock, Inc. All Rights reserved. BLACKROCK, BLACKROCK SOLUTIONS, and iSHARES are trademarks of BlackRock, Inc. or its affiliates All other trademarks are those of their respective owners**