BlackRock

BlackRock Income and Growth Investment Trust plc

Annual Report and Financial Statements 31 October 2025





Keeping in touch

We know how important it is to receive up-to-date information about the Company.

To ensure that you are kept abreast, please scan the QR code to the right of this page to visit our website. If you have a smartphone, you can activate the QR code by opening the camera on your device and pointing it at the QR code. This will then open a link to the relevant section on the Company's website. By visiting our website, you will have the opportunity to sign up to our monthly newsletter which includes our latest factsheets and market commentary, as well as upcoming events and webinars. Information about how we process personal data is contained in our privacy policy available on our website.

Use this QR code to take you to the Company's website where you can sign up to monthly insights and factsheets.

Further information about the Company can be found on our website at www.blackrock.com/uk/brig.

General enquiries about the Company should be directed to the Company Secretary at: cosec@blackrock.com.

Register here to watch this year's Annual General Meeting

For the benefit of shareholders who are unable to attend this year's AGM in person, we have arranged for the proceedings to be viewed via a webinar. You can register to watch the AGM by scanning the QR code opposite or by visiting our website at www.blackrock.com/uk/brig and clicking the registration banner.

Please note that it is not possible to speak or vote at the AGM via this medium and joining the webinar does not constitute attendance at the AGM. Shareholders wishing to exercise their right to attend, speak and vote at the AGM should either attend in person or exercise their right to appoint a proxy to do so on their behalf. For further details please see page 105.



Financial highlights

as at 31 October 2025

245.97p
Net asset value (NAV) per ordinary share
+14.3%[1,2]

11986.71
Benchmark Index
+22.5%[1]

219.00p
Ordinary share price
+17.3%[1,2]

£46.7m
Net assets
+6.8%

7.70p
Total dividends
+1.3%

3.5%[2,3]
Yield

7.23p
Revenue earnings per ordinary share
+0.4%[2]

The above financial highlights are at 31 October 2025 and percentage comparisons are against 31 October 2024.

1 NAV per ordinary share, share price and FTSE All-Share Index (the Benchmark Index) are calculated in Sterling terms with dividends reinvested.

2 Alternative Performance Measures, see Glossary on pages 114 to 118.

3 Based on dividends paid and declared for the year ended 31 October 2025 and share price as at 31 October 2025.

Aerospace, defence and power systems specialist Rolls Royce was a new addition to the portfolio during the year under review. We believe fundamental shifts in European defence spending will boost the medium and long-term growth potential of the company.

PHOTO COURTESY OF ROLLS ROYCE

Why BlackRock Income and Growth Investment Trust plc?

Investment objective

The Company's objective is to provide growth in capital and income over the long term through investment in a diversified portfolio of principally UK listed equities.

Reasons to invest

Strong and differentiated portfolio

The majority of the Company's holdings are companies which generate high returns and sustainable free cash flow growth. We also buy companies with strong long-term growth potential where there are high barriers to entry. 10% of our portfolio is in turnaround companies where we see significant recovery and return potential.

Long-term focus

We aim to look through the daily noise which impacts the market to identify the best long-term opportunities. We wish to be owners of companies, not traders of shares. We look to align ourselves with the best company management teams in the markets which we believe have the ability to create value for shareholders over the long term.

Closed-end structure

Investment trusts have an independent Board of Directors elected to protect shareholders' interests and enhance shareholder value. The closed-end structure means the Company does not have to sell assets to meet redemptions and can also retain a proportion of its income to help smooth dividend payments. It can also use gearing with the aim of increasing returns over time and can invest for the long term.

Expertise and idea generation

The Company is managed by Adam Avigdori and David Goldman who sit on BlackRock's Fundamental Active Equity team and benefit from its expertise and global reach. The team has the resources to undertake extensive, proprietary, on-the-ground research to get to know the management of the companies in which it invests. The team also generates investment ideas using a diverse range of sources, including BlackRock's research platform.

Flexible investment strategy

The portfolio managers are unconstrained by any investment style, making stock selection flexible and dynamic and are therefore able to adapt to changes in the market and to take advantage of opportunities as they may arise.

High conviction approach

The Company has a concentrated, high conviction portfolio which aims to provide a growing income and ensures the portfolio managers' best ideas contribute significantly to returns. Approximately 70% of the portfolio is invested in high cash flow generating companies which we believe can grow their dividends over time.

A member of the Association of Investment Companies

Further details about the Company, including the latest annual and half yearly financial reports, factsheets and stock exchange announcements are available on the BlackRock website at www.blackrock.com/uk/brig.

Contents

Section 1: Overview and performance

Financial highlights 1
Why BlackRock Income and Growth Investment Trust plc? 2
Performance record 4
Chairman's statement 5
Investment Manager's report 9
12 month performance attribution 14

Section 2: Portfolio

Ten largest investments 19
Distribution of investments 21
List of investments 22

Section 3: Governance

Governance structure 26
Directors' biographies 27
Strategic report 29
Responsible ownership: BlackRock's approach 44
Directors' report 45
Corporate governance statement 52
Directors' remuneration report 58
Directors' remuneration policy 61
Report of the audit committee 63
Statement of Directors' responsibilities in respect of the Annual Report and Financial Statements 68

Section 4: Financial statements

Independent auditor's report 72
Income statement 79
Statement of changes in equity 80
Balance sheet 81
Statement of cash flows 82
Notes to the financial statements 83

Section 5: Additional information

Shareholder information 104
Analysis of ordinary shareholders 108
Ten year record 109
Management & other service providers 110
AIFMD report on remuneration (unaudited) 111
Other AIFMD disclosures (unaudited) 112
Information to be disclosed in accordance with Listing Rule 6.6.1 113
Glossary 114

Section 6: Annual general meeting

Notice of annual general meeting 122

Performance record

	As at 31 October 2025	As at 31 October 2024
Net assets (£'000)[1]	46,715	43,760
Net asset value per ordinary share (pence)	245.97	222.22
Ordinary share price (pence)	219.00	193.50
Discount to net asset value[2]	11.0%	12.9%
FTSE All-Share Index[3]	11986.71	9785.37

Performance (with dividends reinvested)	For the year ended 31 October 2025	For the year ended 31 October 2024
Net asset value per share[2]	14.3%	18.1%
Ordinary share price[2]	17.3%	13.2%
FTSE All-Share Index[3]	22.5%	16.3%

Performance since 1 April 2012[4] (with dividends reinvested)	For the period since 1 April 2012[4] to 31 October 2025	For the period since 1 April 2012[4] to 31 October 2024
Net asset value per share[2]	171.5%	137.6%
Ordinary share price[2]	170.2%	130.3%
FTSE All-Share Index[3]	184.6%	132.3%

	For the year ended 31 October 2025	For the year ended 31 October 2024	Change %
Revenue			
Net profit after taxation (£'000)	1,400	1,454	-3.7
Revenue earnings per ordinary share (pence)[5]	7.23	7.20	+0.4
Dividends (pence)			
Interim	2.70	2.70	–
Final	5.00	4.90	+2.0
Total dividends payable/paid	**7.70**	**7.60**	**+1.3**

Performance from 1 November 2020 to 31 October 2025

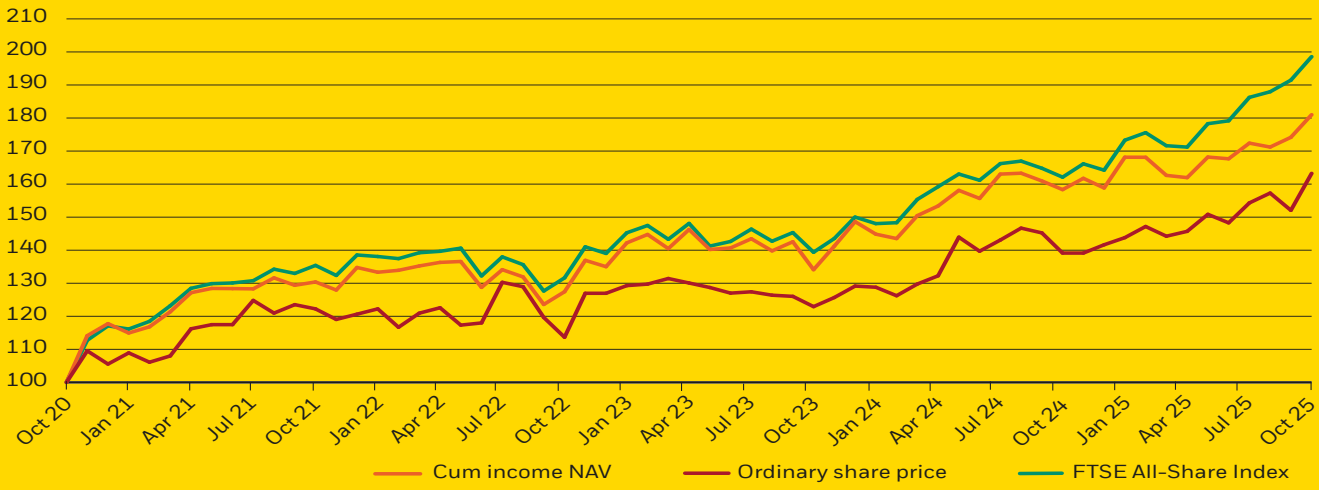

Sources: BlackRock and LSEG Datastream.
Performance with dividends reinvested in Sterling terms, rebased to 100 at 1 November 2020.

[1] The change in net assets reflects net revenue and capital profits, the purchase of the Company's own shares and dividends paid during the year.
[2] Alternative Performance Measures, see Glossary on pages 114 to 118.
[3] Benchmark Index.
[4] Since BlackRock's appointment as Investment Manager on 1 April 2012.
[5] Further details are given in the Glossary on page 118.

Chairman's statement

Dear Shareholder

Graeme Proudfoot
Chairman

Overview

2025 was one of the most tumultuous years in recent memory. The first half of the year was shaped by significant volatility across global markets. Ongoing and fluctuating levels of geopolitical tensions, including conflicts in Eastern Europe and the Middle East, remained a key source of market uncertainty. Inflationary pressure, while easing, continued to influence central bank policy, with interest rate paths diverging between the US and Europe. Global trade negotiations and the implementation, and subsequent pausing, of tariffs only added to the uncertainty. This was too much for many investors who reduced equity exposure and sought safe haven assets such as Gilts and gold. Despite this, equity markets on average performed strongly (albeit that strength was very concentrated) during the period under review, with the FTSE 100 reaching record highs, aided by strong earnings, low valuations, M&A activity and a weaker US dollar.

Given the volatility experienced, our portfolio managers approached this challenging backdrop with caution. However, as you will read in their report which follows, they have also sought to adjust the portfolio in response to the changing landscape. They increased portfolio exposure to Aerospace & Defence, a previous underweight, and repositioned some of the portfolio's domestic exposure as the types of company expected to perform well in this environment changed. Their approach meant that this year the portfolio delivered a double-digit absolute return for shareholders, but one which underperformed our benchmark index during the financial year. We are all very conscious of that underperformance and you will see from the Manager Report where they see it coming from and why they believe it is unlikely to continue into the future.

Performance

During the year the Company's Net Asset Value (NAV) per share returned 14.3%. By comparison, the Company's Benchmark Index, the FTSE All-Share Index, returned 22.5%. At the share price level, the Company returned 17.3% over the period as our discount narrowed from 12.9% at the start of the year to 11.0% as at 31 October 2025 (all percentages in Sterling terms with dividends reinvested).

As at 23 January 2026, since the year end the Company's NAV and share price have increased by 4.8% and 4.6%, respectively (all percentages are in Pound Sterling with dividends reinvested) and the Company's discount was 11.2%.

Further details of the key contributors and detractors from performance, and the portfolio managers' views on the outlook for the forthcoming year, can be found in their report which follows on pages 9 to 13.

Revenue earnings and dividends

Despite the market's volatility the Company's earnings remain resilient, with revenue earnings per share for the year ended 31 October 2025 of 7.23 pence compared with 7.20 pence for the previous year. The Directors are mindful of shareholders' desire for income in addition to capital growth and know that the Company's dividend is greatly valued by shareholders. The Board is therefore proposing a final dividend per share of 5.00 pence (2024: 4.90 pence). Subject to approval at the Annual General Meeting, the final dividend will be paid on 20 March 2026 to shareholders on the Company's register at the close of business on 13 February 2026 (ex-dividend date is 12 February 2026). This final dividend, combined with an interim dividend of 2.70 pence per share (2024: 2.70 pence) paid to shareholders on 2 September 2025, gives a total dividend for the year of 7.70 pence, an increase of 1.3% year-on-year and resulting in a yield of 3.5% based on a share price of 219.00 pence as at 31 October 2025.

One of the reasons the Company is in a position to increase dividends in this way is that the Company's investment trust structure allows it to retain up to 15% of total revenue each year to build up reserves which may be carried forward and used to pay dividends during leaner times. As at 31 October 2025 the Company held £1,990,000 in revenue reserve, equivalent to 10.48 pence per share before the payment of final dividend of 5.00 pence for the year ended 31 October 2025.

Share price discount and Buybacks

The Directors recognise that the discount to NAV at which the Company's shares trade is an important factor to investors and have therefore sought to use the Company's share buy back powers to seek to mitigate increases in the discount between the share price and the underlying NAV.

In using these powers during the year, a total of 700,818 ordinary shares were purchased at an average price of 202.62 pence per share, for a total consideration (including costs) of £1,420,000 and at an average discount of 14.2%. All ordinary shares bought back were cancelled. The average discount for the year to 31 October 2025 was 11.9% and the discount at the year end was 11.0%. To put this in context, the average discount for the investment company sector as a whole widened substantially this year and exceeded 13.1% as at 31 October 2025.

The Board's existing authority to buy back up to 14.99% of the Company's issued share capital (excluding treasury shares) will expire at the conclusion of the 2026 Annual General Meeting and a resolution will be put to shareholders to renew the authority at that meeting. Currently, ordinary shares representing up to 33% of the Company's issued ordinary share capital can be allotted as new ordinary shares or sold from treasury and the Board will also seek to renew this power.

Gearing

One of the advantages of the investment trust structure is that the Company can use gearing with the objective of increasing portfolio returns. The Company operates a flexible gearing policy which depends on prevailing market conditions and is subject to a maximum level of 20% of net assets at the time of investment. Net gearing during the financial year did not exceed that level. As at 31 October 2025, net gearing stood at 6.1% and at 23 January 2026 stood at 3.5%. At the year end, the Company had a borrowing facility in place of up to £8 million, provided by The Bank of New York Mellon (International) Limited. As at the date of this report it is drawn down by £6 million.

Board composition

At the date of this report the Board consists of four independent Non-executive Directors, two of whom have recently joined the Board as part of its ongoing succession planning. Following a search to identify a new Non-executive Director during the year, the Board was pleased to announce the appointment of Marcus Hine. Marcus is chair of the Company's audit committee and brings valuable professional and asset management expertise. Marcus will stand for election for the first time by shareholders at the forthcoming AGM. His full biography can be found on page 27.

In accordance with best practice and good corporate governance, the Directors continue to submit themselves for annual re-election. Further information on the Board's policy on board diversity, director tenure and succession planning can be found in the Directors' Report starting on page 45. As a small Board, all of whose members are considered independent of the Manager, the major Board committees including the Audit Committee comprise all four of the directors.

Corporate governance

The UK Code of Corporate Governance (the UK Code) requires enhanced disclosure setting out how the Board as Directors, have fulfilled our duties in taking into account the wider interests of stakeholders in promoting the success of the Company. The Board takes its governance responsibilities very seriously and follows the provisions of the UK Code as closely as possible.

As an investment company, the Company reports against the Association of Investment Companies Code of Corporate Governance which has been endorsed by the Financial Reporting Council as being appropriate for investment companies and fulfils the requirements of the UK Corporate Governance Code, as they are applicable to investment companies.

As it does each year, and as required by the Corporate Governance Code, the Company undertook a comprehensive Board evaluation this year. The overall conclusion highlighted the effectiveness of the Board, and the skills, expertise and commitment of the Directors.

Annual general meeting

This year's AGM will be held on Tuesday, 17 March 2026 at 12.00 noon at the offices of BlackRock at 12 Throgmorton Avenue, London, EC2N 2DL. Details of the business of the meeting are set out in the Notice of Annual General Meeting on pages 122 to 125 of this Annual Report.

We hope you can attend this year's AGM. The Board very much looks forward to meeting shareholders and answering any questions you may have on the day. We also value hearing shareholders' thoughts and feedback on the Company on a more informal basis following the AGM. If you hold your shares through a platform or nominee, you will need to contact them and ask them to appoint you as a representative in respect of your shares in order to attend, speak and vote at the AGM.

For those shareholders who are unable to attend the meeting in person, but who wish to follow the AGM proceedings, you can do so via a live webinar. Details on how to register, together with access instructions will be available shortly on the Company's website at: www.blackrock.com/uk/brig or by contacting the Company Secretary at cosec@blackrock.com. It is not possible to attend, speak or vote via this medium which is solely intended to provide shareholders with the ability to watch the proceedings, which we hope shareholders will find helpful if required.

Additionally, if you are unable to attend you can still exercise your right to vote by proxy or appoint a representative to attend in your place. Details of how to do this are included on the AGM Proxy Card provided to shareholders with the annual report.

Communication with shareholders

We appreciate how important access to regular information is to our shareholders. To supplement our Company website, we offer shareholders the ability to sign up to the Trust Matters newsletter which includes information on the Company and other news, views and insights. Further information on how to sign up is included on the inside front cover of this report.

Outlook

Our portfolio managers anticipate further volatility in 2026 and recent events regarding Venezuela and Greenland certainly support that expectation. They do however believe that risk appetite may return in a more benign environment of easing monetary policy and falling inflation. Notwithstanding party political turmoil and generalised gloominess, the UK consumer is in fact in good economic health, with savings rates high and growth in real wages. This more supportive backdrop should provide more fertile ground and encourage investment. The Bank of England's 25-basis point interest rate cut in December was welcome news and falling inflation could pave the way further cuts in 2026, reducing both the UK's fiscal burden and the cost of capital. A more supportive monetary policy may also provide UK business and industry with the confidence to invest for growth. The outlook in Europe also looks more positive with the ECB having reduced interest rates and a tailwind of significant fiscal expansion in Germany. In the US, equities are at near historical highs, with index performance predominantly driven by the A.I. tech rally. By contrast, UK equities are trading at low relative valuations but with, importantly, strong earnings. This provides opportunity for investors seeking both capital growth and diversification from any potential US equity market correction.

The Board has been reassured to see our portfolio managers enter 2026 with renewed optimism about the breadth of opportunity on offer in the UK equity market. Your Board remains fully supportive of their investment philosophy and place our confidence in their ability to continue to deliver on the Company's investment objective.

Graeme Proudfoot
Chairman
27 January 2026





Investment Manager's report





Adam Avigdori **David Goldman**

Performance

For the year ended 31 October 2025, the Company's NAV returned a strong 14.3%, representing a solid positive outcome for shareholders, although this underperformed its benchmark, the FTSE All-Share Index (the Benchmark Index), which returned 22.5% over the same period (all percentages are in Sterling with dividends reinvested). The year was characterised by a challenging and unusually concentrated market environment, which created a demanding backdrop for active management and weighed on relative performance. This outcome is front of mind for us and provides important context for the discussion of portfolio positioning and performance that follows.

Market review

Over the twelve months to 31 October 2025, global equity markets navigated a challenging mix of fiscal shifts, trade tensions, and evolving monetary policy. The period opened with the UK's 2024 October Budget, which delivered fiscal loosening funded by employer tax hikes. This drove gilt yields sharply higher, weighing on domestically exposed sectors such as housebuilders and mid-caps for the rest of the period, while banks benefited from expectations that interest rates would remain elevated.

Early 2025 brought significant shifts in market leadership by geography, sector and style; US equities retreated while UK and European markets advanced, the value factor outperformed growth and quality as economic and political uncertainty spurred a rally in defensive shares and widespread investor de-risking, as market participants reduced overall exposure in response to heightened volatility.

← Melrose Industries, the parent company of GKN Aerospace, was another new addition to the portfolio that we believe will benefit from shifts in European defence spending. The company provides components and systems for aircraft engines and structures in the civil and military aerospace sectors. The photograph opposite shows fan case mount ring production at the engines centre of excellence in Trollhättan, Sweden.

PHOTO COURTESY OF GKN AEROSPACE / MELROSE INDUSTRIES

Through spring, President Trump's "Liberation Day" tariff announcements triggered the largest spike in 30-year US Treasury yields since 2020, sparking a global sell-off. However, markets rebounded quickly as inflation eased and economic data proved resilient, with AI-driven optimism restoring tech leadership. Mega-cap names like Nvidia and Microsoft hit historic valuation milestones, even as cyclical rotations briefly disrupted momentum. European equities lagged global peers but held firm on fiscal support and defence spending, while global benchmarks posted broad gains through summer. In the UK, the Chancellor's Spring Statement reaffirmed a commitment to maintaining fiscal headroom, which had been questioned earlier in the quarter when gilt yields rose in January.

Mid-year delivered one of the strongest rallies in recent memory, supported by trade negotiations and multiple bilateral deals that reinforced risk-on sentiment. September defied its historical reputation as the weakest month, delivering the best gains in fifteen years after the Federal Reserve's first rate cut since 2024 and continued enthusiasm for AI. October extended this momentum but introduced fresh volatility as tariff rhetoric resurfaced and UK fiscal concerns dominated headlines. Chancellor Rachel Reeves signalled higher taxes and spending restraint to rebuild fiscal headroom in the upcoming Autumn Budget, alongside plans to accelerate investment through planning reforms.

For the period, global equities delivered solid gains as the FTSE All-Share Index returned +22.5% whilst the S&P 500 returned +21.5% and the Stoxx 600 returned +11.9%, underscoring resilience amid policy uncertainty and geopolitical shocks. Index returns were highly concentrated, with a small number of stocks contributing a disproportionate share of benchmark performance.

Contributors to and detractors from performance

Against this backdrop, the portfolio delivered a solid positive absolute return over the period, although it underperformed its benchmark in a highly concentrated market where a small number of stocks dominated index returns. The narrowness of the UK FTSE All-Share Index, with 10 names contributing more than 60% of the return on a year-to-date basis was a general headwind with the Trust being underweight or not owning a number of these names. Notably, the underweight to the Aerospace and Defence sector, particularly Rolls-Royce Holdings (Rolls-Royce) was a primary driver of the underperformance. Elsewhere, detractors included Tate & Lyle and WH Smith, impacted by stock-specific challenges, Segro, weighed down by subdued UK growth and political risk, and RELX, pressured by investor concerns over potential AI disruption.

The portfolio benefitted from its holding in Standard Chartered which carried on its strong 2024 performance into 2025.
PHOTO COURTESY OF STANDARD CHARTERED





We added private capital specialist Intermediate Capital to the portfolio. The company continues to deliver strong inflows and strategy performance.

PHOTO COURTESY OF ICG

We noted in the interim report that the underweight positioning in the Aerospace and Defence sector was a significant detractor from relative performance. This reflected major upgrades at **Rolls-Royce** and supported by increased investor interest following announcements around European defence spending. We discuss this change further in our transactions section.

A significant detractor from performance was **Tate & Lyle**, where the combination of tariff announcements, weakening US consumer confidence and a stagnant innovation pipeline amongst their customers led to unexpected profit weakness. Confronted with a challenging geopolitical backdrop, not dissimilar to COVID-19, their customers have slowed innovation which has exacerbated an already weak volume backdrop. Whilst we had previously reduced the position, we have retained it as we continue to believe the move towards a higher growth speciality business is the correct one, and will result in significant capital appreciation over time, but recognise the journey is non-linear.

Another significant detractor was **WH Smith**, which sold off following the announcement that the company has identified a significant 'overstatement' of the profitability of its North American division. This was entirely unexpected and caused the shares to fall c.40% on the day. This was a material breach of the investment thesis and we have subsequently sold the position.

RELX has enjoyed a significant acceleration in revenue growth over the past three years, benefitting from the launch of new AI capabilities, most notably in its legal division. However, the shares have recently derated sharply amid concerns that the company will, at some point, be disrupted by artificial intelligence (AI), a narrative that is very difficult to categorically disprove and that has impacted the wider information services and software names. We view AI as a source of both opportunity and threat and have focused our exposure to the theme in those companies that will benefit from the AI revolution. We strongly believe that AI will continue to be additive to RELX's growth and as such, continue to have conviction in the position.

In Real Estate, **Segro** shares have underperformed over the year. Whilst rental growth has continued to be strong, the development pipeline has slowed due to lower business confidence, primarily as a result of the UK political landscape. Stubbornly high gilt yields have posed a headwind to the risk premium for real estate assets in the UK and indeed, raised inflation expectations have meant higher-for-longer interest rates that have kept financing costs elevated. We discuss our approach further in transactions below.

Despite negative relative portfolio performance, the portfolio delivered a positive return where there were some bright spots. The portfolio benefitted from its holding in **Standard Chartered** which carried on its strong 2024 performance into 2025. The bank's performance has been very strong, a combination of the bank's ongoing transformation and a supportive rate backdrop enabling impressive earnings growth and cash distributions. The bank's growing wealth channel remains a standout and most recent guidance has been upgraded for revenue growth to the top end of the previously guided 5-7% range.

3i Group was one of the strongest contributors to portfolio returns over the 12 months to the end of October, supported by ongoing operational strength at its core asset, Action. Action has continued to deliver solid growth through store rollouts and robust underlying trading, although recent softness in like-for-like sales, particularly in France, has impacted the shares since the period end.

Lloyds Banking Group (Lloyds) had a good year with the shares rising almost 80% through the year as the potential for sizable cash returns has become more visible. Resolution of the motor commission investigation appears relatively benign while Lloyds continues to benefit from higher rates over the last two to three years feeding through to its profitability, which is still impacted by the low rate environment of 2020-2022. We had significantly increased the weighting in Lloyds towards the end of 2024 and early in 2025, benefitting the portfolio. Underweight positions, most notably in **Diageo** and **Glencore**, which the portfolio has zero exposure to, also contributed to performance as these shares underperformed.

Weir Group was another positive contributor to performance over the period, supported by the upbeat backdrop for mining activity, especially for copper and gold mining. The company's innovation, strong aftermarket performance and recent mining software acquisitions are key drivers to the group's growth potential.

Transactions

During the period, we purchased **BAE Systems**, **Melrose Industries** and **Rolls Royce**. The redrafting of global alliances has prompted a significant rethink by European countries of their plans for defence spending. President Trump's rhetoric has driven significant shifts within NATO and prompted a fundamental change in Europe's fiscal approach, led by Germany's commitment to spend "whatever it takes" to underpin the region's security and independence. We believe this will result in a material change in the medium, and long-term growth potential of these businesses.

Later in the period, we also started a position in **Babcock**, which appears well placed to deliver further upgrades driven by international marine orders, growth in its nuclear division and exposure to NATO's rearmament and training initiatives.

As we discussed in the performance section, we managed our portfolio exposure to the perception of AI disintermediation which remains a potential headwind. As part of this overall view, we sold the position in **Pearson**. The shares have performed strongly since entering the portfolio in 2021, primarily as execution across the business improved and early signs of investment began to pay dividends. Our thesis came under pressure in early 2025 as stricter immigration policies, notably in the US and Australia, impacted international students and thus the growth potential of the assessments division combined with threats from AI disintermediation and US government spending reform.

We sold our position in **SGS** following the announcement of potential merger with its peer, Bureau Veritas. Whilst this would have created the largest Testing and Inspection business globally, we sold our position as this was a significant departure from our investment thesis which was predicated on the self-help potential on offer rather than a large deal and complex integration. We have a high threshold for capital allocation and remain cautious of large-scale M&A particularly when undertaken by a relatively new management team at a time of significant geopolitical uncertainty and tariff announcements. During the period we also sold **Hays** and **Big Yellow**. These changes partially reflect a further reduction in UK domestic exposure whilst the exit of Hays recognises a depressed employment landscape which is unlikely to improve.

We purchased a position in **Intermediate Capital Group**. The private capital specialist continues to deliver strong inflows and strategy performance. As discussed in the performance section, we added to **Lloyds** to reflect our view that the shares had been overly punished on fears relating to the motor finance commission liability and that the fundamentals of the bank remain attractive.

Gearing

Historically, we have managed the Company with a modest and consistent level of gearing, typically between 5-8% to enhance income generation and capital growth. However, as market volatility has picked up, we have been more active over the last two years, varying both the level of gearing and using a broader range (0-10%) depending on the opportunities or risks presenting themselves at the time. As at 31st October, the Company had employed net gearing of 6.1%.

Outlook

The outlook for investment markets continues to be driven by a complex interplay of elevated geopolitical uncertainty, easing monetary policy and strong thematic winds in AI, Defence and Financials sectors. The first half of 2025 saw global markets fall sharply as tariffs were threatened only to be followed by an impressive recovery as proposed tariff levels were lowered and their implementation delayed. However, tariffs remain a key source of market volatility with the potential for outsized impacts on specific industries and companies. Expectations of Fed rate cuts have consistently been pushed out this year. US President Trump's unpredictability, whether tariff related or more generally, suggests volatility in both equity and bond markets is likely to remain elevated. These factors have also driven weakness in the US Dollar impacting companies with US Dollar earnings. Our response is to focus on those companies that have strong and sustainable competitive advantages alongside sufficient pricing power to navigate these uncertain times while seeking opportunities that may result from elevated volatility in markets.

The outlook for Europe is buoyed by a combination of rate cuts by the ECB (from 3.0% to 2.0%) and significant fiscal expansion from Germany with an emphasis on defence and infrastructure spending. This has already led to the significant outperformance of European defence exposed companies though the question is whether this spend stimulates economic activity more broadly in Germany and then Europe as a whole. In our conversations with corporates, those exposed to highlighted industries, such as defence, are very optimistic, yet the outlook more generally suggests stabilisation rather than anything more for now. Meanwhile, China continues to fight weak domestic demand and deflationary pressures with a broad range of fiscal and monetary tools with limited success to date; the uncertainty created by US tariff announcements clearly hampering their efforts.

The UK index continues to be relatively immune to the political challenges of the UK government and economy, as the strong performance during 2025. However, for the domestic exposed companies which represent c.20% of the index, the challenges of politics have been notable for investor confidence. The hope of 'certainty' delivered by a large majority in 2024, has given way to an elevated equity risk premium as both equity, and indeed gilt markets, continue to suffer from the fractures within this majority. Whilst fiscal consolidation is welcomed as the sensible path for a highly indebted nation, there remains little confidence in either its delivery or its architects surviving a potential leadership challenge. The UK saver remains robust, with high savings rates and real wages continue to grow highlighting the potential for UK economic recovery when consumer and business confidence improves. While economic data has shown signs of stability, uncertainty around the growth outlook and future policy direction has constrained investor confidence.

The UK stock market remains very depressed in valuation terms relative to other developed markets offering double-digit discounts across a range of valuation metrics. This valuation anomaly saw further reactions from UK corporates who continue to use excess cash flows to fund buybacks. Combining this with a dividend yield of 3.2% (FTSE All-Share Index yield as at end of October 2025; source: FT), the cash return of the UK market is attractive in absolute terms and higher than other developed markets. This valuation anomaly has also been evidenced by the continuation of inbound M&A for UK listed companies. Although we anticipate further volatility ahead, we believe that risk appetite will return and opportunities are emerging.

We continue to focus the portfolio on cash generative businesses that we believe offer durable, competitive advantages as we believe these companies are best placed to drive superior returns over the long term. Whilst we anticipate economic and market volatility will persist throughout the year ahead, we expect that this will create opportunities; by seeking to identify the companies that strengthen their long-term prospects as well as attractive turnaround situations.

Adam Avigdori and David Goldman
BlackRock Investment Management (UK) Limited
27 January 2026

12 month performance attribution

for the year ended 31 October 2025

Sector	Contribution to return[1]			Commentary
	Allocation	Selection[2]	Total Effect	
Basic Materials	0.15%	0.33%	0.48%	The Company's underweight exposure to Glencore contributed to relative performance.
Health Care	0.23%	0.04%	0.27%	The Company's underweight position in Health Care contributed positively to relative performance during the year.
Technology	0.07%	0.00%	0.07%	The lack of exposure to the Technology sector had a marginal impact on relative returns.
Oil & Gas	0.18%	-0.19%	-0.01%	The underweight position in the Oil & Gas sector had a marginal impact on relative returns.
Consumer Goods	0.05%	-0.15%	-0.10%	Within Consumer Goods, the overweight position in Tate & Lyle detracted from performance.
Telecommunications	-0.19%	0.00%	-0.19%	The lack of exposure to Telecommunications detracted from performance.
Utilities	-0.28%	0.04%	-0.24%	Sector allocation in the Utilities sector, where the Company maintained an underweight position, negatively impacted relative returns.
Financials	0.54%	-2.68%	-2.14%	Financials weighed on relative performance, driven primarily by holdings in Segro and London Stock Exchange Group.
Consumer Services	-0.48%	-1.67%	-2.15%	The Company's overweight exposure to WH Smith and RELX negatively impacted relative returns.
Industrials	-0.35%	-2.46%	-2.82%	Within Industrials, underweight exposure to Aerospace and Defence names, notably, Rolls-Royce and BAE Systems detracted from performance.

[1] Due to the limitations of a static attribution methodology, the numbers quoted are indicative and not exact.

[2] The interaction effect is included with stock selection.



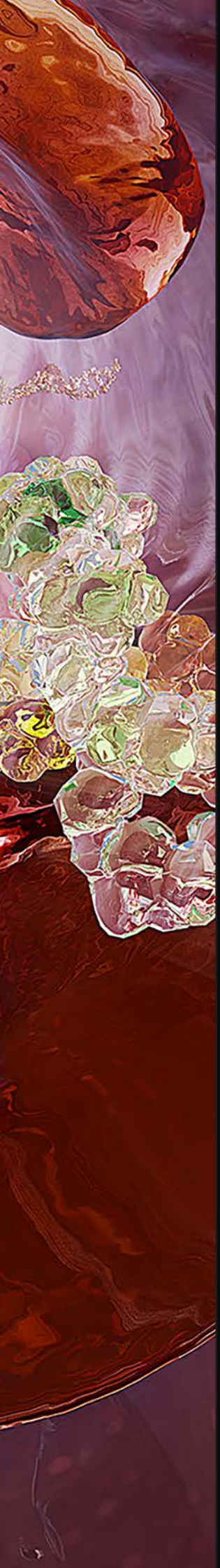

Portfolio

Multinational pharmaceutical and biotechnology company AstraZeneca was once again the portfolio's largest holding at year end.

PHOTO COURTESY OF ASTRAZENECA





















PHOTOS COURTESY OF ASTRAZENECA, RELX, SHELL VISUAL CONTENT TEAM, STANDARD CHARTERED, UNILEVER, HSBC, RIO TINTO, RECKITT, ACTION/3I GROUP.

Ten largest investments

Together, the Company's ten largest investments represented 45.3% of the Company's portfolio as at 31 October 2025 (2024: 44.0%)

1 ▶ AstraZeneca (2024: 1st)

Sector: Pharmaceuticals & Biotechnology

Market Value: £3,932,000
Share of investments: 7.9% (2024: 6.5%)

AstraZeneca is a leading multinational pharmaceutical and biotechnology company headquartered in Cambridge, UK. It specializes in innovative medicines across oncology, cardiovascular, respiratory, neuroscience, and other therapeutic areas. With a strong global footprint and significant R&D investment, AstraZeneca remains a major player in the pharmaceutical industry.

2 ▶ RELX (2024: 2nd)

Sector: Media

Market Value: £2,719,000
Share of investments: 5.5% (2024: 5.9%)

RELX is a global provider of information-based analytics and decision tools for professional and business customers across industries including science, healthcare, risk, and legal sectors. It leverages data and technology to deliver insights that help clients make better decisions, positioning itself as a critical partner in knowledge-driven markets.

3 ▶ Shell (2024: 3rd)

Sector: Oil & Gas Producers

Market Value: £2,353,000
Share of investments: 4.8% (2024: 5.7%)

Shell is one of the world's largest integrated energy companies, operating across the oil and gas value chain, including exploration, production, refining, and marketing. It is actively transitioning towards cleaner energy solutions while maintaining a strong presence in traditional hydrocarbons, reflecting its strategic pivot in the evolving energy landscape.

4 ▲ Standard Chartered (2024: 9th)

Sector: Banks

Market Value: £2,124,000
Share of investments: 4.3% (2024: 3.2%)

Standard Chartered is a British multinational bank with a strong focus on Asia, Africa, and the Middle East. It provides corporate and investment banking, wealth management, and treasury services. Despite its UK headquarters, it generates most of its profits outside the UK, emphasising emerging market growth.

5 ▲ Lloyds Banking Group (2024: 43rd)

Sector: Banks

Market Value: £2,017,000
Share of investments: 4.1% (2024: 0.8%)

Lloyds Banking Group is one of the UK's largest retail and commercial banks, providing a wide range of financial services including personal banking, insurance, and wealth management. It has a strong domestic franchise and is focused on digital transformation to enhance customer experience.

Ten largest investments

continued

6 ▲ Unilever (2024: 7th)

Sector: Personal Goods

Market Value: £1,970,000
Share of investments: 4.0% (2024: 3.7%)

Unilever is a global consumer goods company with a diverse portfolio of well-known brands in food, beverages, personal care, and home care. With a significant presence in emerging markets, Unilever emphasises sustainability and innovation to drive growth and meet changing consumer preferences worldwide.

7 ▼ HSBC (2024: 5th)

Sector: Banks

Market Value: £1,917,000
Share of investments: 3.9% (2024: 4.1%)

HSBC is one of the world's largest banking and financial services organisations, operating globally across Europe, Asia, the Americas, the Middle East, and Africa. It offers a broad range of services including retail banking, commercial banking, wealth management, and global banking and markets. HSBC continues to focus on growth in Asia while managing its extensive international network.

8 ▼ Rio Tinto (2024: 4th)

Sector: Mining

Market Value: £1,834,000
Share of investments: 3.7% (2024: 4.5%)

Rio Tinto one of the world's largest mining and metals companies operating in about 36 countries around the world, producing iron ore, copper, diamonds, gold and uranium.

9 ▲ Reckitt (2024: 14th)

Sector: Household Goods & Home Construction

Market Value: £1,794,000
Share of investments: 3.6% (2024: 2.6%)

Reckitt Benckiser Group is a leading British multinational company specialising in consumer health, hygiene, and nutrition products. Its portfolio includes globally recognised brands such as Dettol, Nurofen, Durex, and Lysol. The group places strong emphasis on science-led innovation and brand strength to deliver long-term growth while addressing evolving consumer health and wellbeing needs across developed and emerging markets.

10 ▼ 3i Group (2024: 6th)

Sector: Financial Services

Market Value: £1,727,000
Share of investments: 3.5% (2024: 4.1%)

3i Group is an international investment company focused on private equity and infrastructure investments. It aims to generate attractive returns by backing growth-oriented businesses and infrastructure projects, primarily in Europe and North America, combining active ownership with long-term capital deployment.

All percentages reflect the value of the holding as a percentage of total investments.

Arrows indicate the change in relative ranking of the position in the portfolio compared to its ranking as at 31 October 2024.

Percentages in brackets represent the value of the holding as at 31 October 2024.

Distribution of investments

as at 31 October 2025

Analysis of portfolio by sector

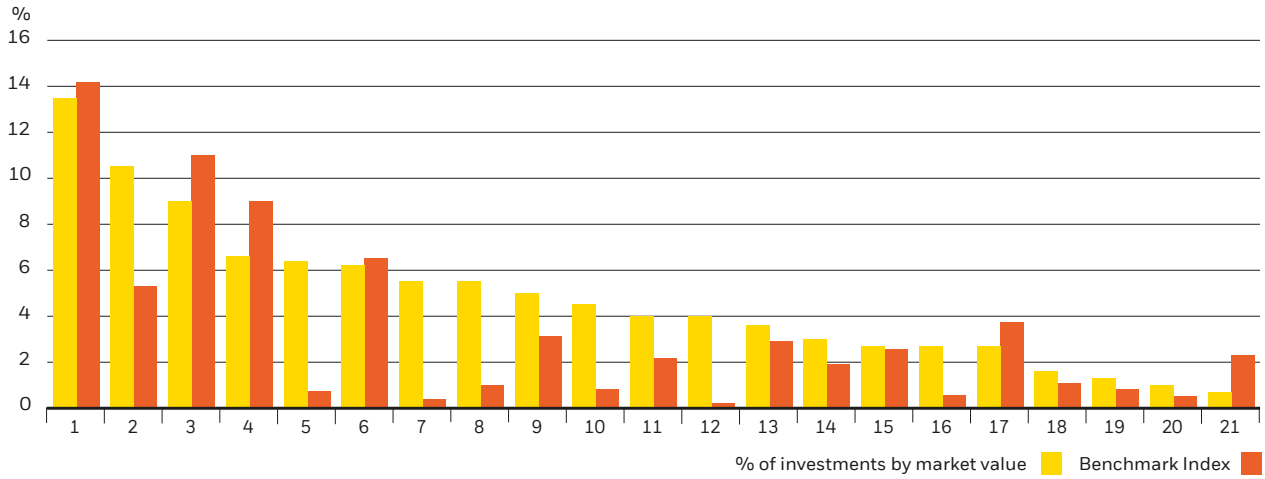

1 Banks
2 Financial Services
3 Pharmaceuticals & Biotechnology
4 Oil & Gas Producers
5 Non-Life Insurance
6 Aerospace & Defence
7 Mining
8 Media
9 General Retailers
10 Household Goods & Home Construction
11 Real Estate Investment Trusts
12 Personal Goods
13 Support Services
14 Travel & Leisure
15 Life Insurance
16 Industrial Engineering
17 Tobacco
18 Electronic & Electrical Equipment
19 General Industrials
20 Food Producers
21 Beverages

Sources: BlackRock and LSEG Datastream.

Investment size



Source: BlackRock.

List of investments

as at 31 October 2025

	Market value £'000	% of investments
Banks		
Standard Chartered	2,124	4.3
Lloyds Banking Group	2,017	4.1
HSBC	1,917	3.9
NatWest	595	1.2
	6,653	**13.5**
Financial Services		
3i Group	1,727	3.5
London Stock Exchange Group	1,191	2.4
Rosebank	881	1.8
Intermediate Capital Group	769	1.6
Ashmore Group	610	1.2
	5,178	**10.5**
Pharmaceuticals & Biotechnology		
AstraZeneca	3,932	7.9
GSK	566	1.1
	4,498	**9.0**
Oil & Gas Producers		
Shell	2,353	4.8
BP Group	893	1.8
	3,246	**6.6**
Non-Life Insurance		
Admiral Group	1,466	3.0
Hiscox	1,172	2.4
Lancashire Holdings	493	1.0
	3,131	**6.4**
Aerospace & Defence		
Rolls-Royce Holdings	1,427	2.9
Melrose Industries	597	1.2
BAE Systems	570	1.2
Babcock	459	0.9
	3,053	**6.2**
Mining		
Rio Tinto	1,834	3.7
Anglo American	914	1.8
	2,748	**5.5**
Media		
RELX	2,719	5.5
	2,719	**5.5**
General Retailers		
Next	1,158	2.3
Howden Joinery	804	1.6
Inchcape	565	1.1
	2,527	**5.0**

	Market value £'000	% of investments
Household Goods & Home Construction		
Reckitt	1,794	3.6
Bellway	454	0.9
	2,248	**4.5**
Real Estate Investment Trusts		
Great Portland Estates	1,107	2.2
Segro	909	1.8
	2,016	**4.0**
Personal Goods		
Unilever	1,970	4.0
	1,970	**4.0**
Support Services		
Mastercard[1]	1,092	2.2
Rentokil Initial	704	1.4
	1,796	**3.6**
Travel & Leisure		
Compass Group	1,475	3.0
	1,475	**3.0**
Life Insurance		
Phoenix Group	1,359	2.7
	1,359	**2.7**
Industrial Engineering		
Weir Group	1,356	2.7
	1,356	**2.7**
Tobacco		
British American Tobacco	1,324	2.7
	1,324	**2.7**
Electronic & Electrical Equipment		
Oxford Instruments	805	1.6
	805	**1.6**
General Industrials		
Coats Group	618	1.3
	618	**1.3**
Food Producers		
Tate & Lyle	488	1.0
	488	**1.0**
Beverages		
Fevertree Drinks	361	0.7
	361	**0.7**
Total investments	**49,569**	**100.0**

[1] Non-UK listed investments.

All investments are in ordinary shares unless otherwise stated. The total number of investments held at 31 October 2025 was 41 (2024: 46).

As at 31 October 2025, the Company did not hold any equity interests comprising more than 3% of any company's share capital.


RACK 6
DT 29
RACK 5
DU 29



Governance

Although shares have derated recently, we believe AI will ultimately be additive to information-based analytics and decision tools provider RELX's growth.

PHOTO COURTESY OF RELX

Governance structure

Responsibility for good governance lies with the Board. The governance framework of the Company reflects that as an investment company the Company has no employees, the Directors are all non-executive and the investment management and administration functions are outsourced to the Manager and other external service providers.

The Board

4 scheduled meetings per annum

During the financial year there were four non-executive Directors (NEDs), all independent of the Manager

Chairman: Graeme Proudfoot (since 12 March 2020)

Key objectives:

- To determine and review the investment policy, guidelines, strategy and parameters;
- To provide leadership within a framework of prudent and effective controls which enable risk to be assessed and managed and the Company's assets to be safeguarded; and
- To challenge constructively and scrutinise performance of all outsourced activities.

Audit Committee

2 scheduled meetings per annum

Chairman: Marcus Hine (since September 2025)

Membership: All NEDs

Key objectives:

- To oversee financial reporting;
- To consider the adequacy of the control environment and risk;
- To review and form an opinion on the effectiveness of the external audit process; and
- To review the provisions relating to whistleblowing and fraud.

Management Engagement Committee

1 scheduled meeting per annum

Chairman: Graeme Proudfoot

Membership: All NEDs

Key objectives:

- To review the performance of the Manager and Investment Manager;
- To ensure that the provisions of the management agreement remain competitive;
- To consider whether the continuing appointment of the Manager is in the best interests of shareholders as a whole; and
- To review third party service providers.

Nomination Committee

1 scheduled meeting per annum

Chairman: Graeme Proudfoot

Membership: All NEDs

Key objectives:

- To review the Board's structure, size, composition and effectiveness; and
- To be responsible for Board succession planning.

Directors' biographies

Graeme Proudfoot
Chairman
(Appointed 1 November 2019)

Mr Proudfoot has considerable asset management experience and expertise having spent the bulk of his executive career at Invesco, latterly as Managing Director, EMEA and CEO of Invesco Pensions. Prior to joining Invesco, Mr Proudfoot began his career at Wilde Sapte Solicitors, practising as a corporate finance lawyer in London and New York. He is also a non-executive Director of VPC Specialty Lending Investments plc.

Attendance record:
Board: 4/4
Audit Committee: 2/2
Management and Engagement Committee: 1/1
Nomination Committee: 1/1

Marcus Hine
Audit Committee Chairman
(Appointed 16 September 2025)

Mr Hine is a former partner at PricewaterhouseCoopers having retired in 2021. During his career he specialised in providing audit and related services to clients in the insurance and asset management industries and has audited and provided advice to Boards of many investment trust companies. He is a chartered accountant. Mr Hine is currently non executive director and chair of the Audit and Risk committees at Through Transport Mutual Association Limited and Barclays Investment Solutions Limited, non executive director at UK Mutual War Risks Association, and Chair of the Board of Trustees at Beyond Food Foundation, a registered charity. He is also an independent member and currently co chair of the Audit and Risk Committee at NHS Resolution.

Attendance record*:
Board: 1/1
Audit Committee: 0/0
Management and Engagement Committee: 0/0
Nomination Committee: 0/0

* Mr Hine has attended all meetings since his appointment on 16 September 2025.

None of the Directors has a service contract with the Company. The terms of their appointment are detailed in a letter. These letters are available for inspection at the registered office of the Company and will be available at the Annual General Meeting.

Directors' biographies
continued

Charles Worsley
(Appointed 19 April 2010)

Mr Worsley has over 30 years' experience in commercial and residential property management and has been a shareholder of the Company since its launch. Mr Worsley has formerly been a director of retail and media companies. He is currently a director of a commercial property company, a renewable energy development company and a trustee director of a private family office.

Attendance record:
Board: 4/4
Audit Committee: 2/2
Management and Engagement Committee: 1/1
Nomination Committee: 1/1

Chrysoula Zervoudakis
(Appointed 19 December 2024)

Mrs Zervoudakis worked for 28 years in asset management in the UK and France, investing in UK and Continental European Equities for retail and institutional clients. Most recently she was a director at AXA IM until 2015 and co-Head of Research. She has managed Growth and Income funds and analysed both industrial and consumer sectors with a focus on corporate governance and sustainability. She has been involved in promoting funds in the UK and internationally. She currently serves as non-executive director of OFI Invest AM in France where she chairs the Engagement and Ethics Committee and as Governor of West Thames College. She was previously a non-exec director of Quadpack Industries SA and chair of the audit and risk committee.

Attendance record:
Board: 4/4
Audit Committee: 2/2
Management and Engagement Committee: 1/1
Nomination Committee: 1/1

None of the Directors has a service contract with the Company. The terms of their appointment are detailed in a letter. These letters are available for inspection at the registered office of the Company and will be available at the Annual General Meeting.

Strategic report

The Directors present the Strategic Report of the Company for the year ended 31 October 2025.

Investment objective

The Company's objective is to provide growth in capital and income over the long term through investment in a diversified portfolio of principally UK listed equities.

Business and management of the company

BlackRock Income and Growth Investment Trust plc is an investment trust company that has a premium listing on the London Stock Exchange. Its principal activity is portfolio investment. Investment trusts, like unit trusts and open-ended investment companies (OEICs), are pooled investment vehicles which allow exposure to a diversified range of assets through a single investment thus spreading, although not eliminating, investment risk.

Investment trusts, unlike unit trusts and OEICs, have the ability to borrow for investment purposes and to manage dividend distributions through revenue reserves. They also enjoy, unlike unit trusts and OEICs, the benefit of continuous dealing during market hours.

The Company is an Alternative Investment Fund in accordance with the Alternative Investment Fund Managers Directive (AIFMD). BlackRock Fund Managers Limited (the Manager) is the Company's Alternative Investment Fund Manager. The management of the investment portfolio and the administration of the Company have been contractually delegated to the Manager. The Manager, operating under guidelines determined by the Board, has direct responsibility for decisions relating to the running of the Company and is accountable to the Board for the investment, financial and operating performance of the Company.

The Company delegates fund accounting services to BlackRock Investment Management (UK) Limited (BIM (UK) or the Investment Manager), which in turn sub-delegates these services to the Fund Accountant, The Bank of New York Mellon (International) Limited (BNY), and also delegates registration services to the Registrar, Computershare Investor Services PLC. Other service providers include the Depositary, also performed by The Bank of New York Mellon (International) Limited (BNY). Details of the contractual terms with these service providers are set out in the Directors' Report on page 46.

Business model

The Company invests in accordance with the investment objective. The Board is collectively responsible to shareholders for the long-term success of the Company and is its governing body. There is a clear division of responsibility between the Board and the Manager. Matters reserved for the Board include setting the Company's strategy, including its investment objective and policy, setting limits on gearing, setting the dividend, capital structure, governance, and appointing and monitoring the performance of service providers, including the Manager.

The Company's business model follows that of an externally managed investment trust, therefore the Company does not have any employees and outsources its activities to third party service providers, including the Manager which is the principal service provider.

Investment strategy and policy

The Company's policy is that the portfolio will usually consist of approximately 30-60 securities and the Company will invest primarily in the securities of companies listed or admitted to trading in the UK. The Company may invest up to 20% of the gross asset value of the Company in the securities of companies that are not listed or admitted to trading in the UK.

The Company may hold a maximum of 10% of the issued ordinary share capital of any company. No more than 15% of the gross asset value of the Company may be invested in the securities of any one issuer, calculated at the time of any relevant investment. Cash may not exceed 10% of the net asset value of the Company. The performance of the Company is measured by reference to the FTSE All-Share Index (the Benchmark Index) on a total return basis. Non-Benchmark Index securities (including securities that are not listed or admitted to trading in the UK) may not exceed 20% of the gross asset value of the Company. Any non-Benchmark Index securities which are listed or admitted to trading in the UK shall be limited to 10% of the gross asset value of the Company. Each investee company that is a constituent of the Benchmark Index is subject to a lower limit of 0% and an upper limit of plus 4 percentage points of the Company's gross asset value against such investee company's weighting in the Index on an ongoing basis, subject to an absolute sector weighting upper limit of 20% of the Company's net asset value at any time.

The Company may deal in derivatives, including options, futures, contracts for difference and derivatives not traded on or under the rules of a recognised or designated investment exchange for the purpose of efficient portfolio management. Derivatives and exchange traded funds may be dealt in only with the prior consent of the Board.

The Company achieves an appropriate spread of risk by investing in a diversified portfolio of securities.

No material change can be made to the investment policy without the approval of shareholders by ordinary resolution.

Investment approach and process

In assembling the Company's portfolio, a relatively concentrated approach to investment is adopted to ensure that the fund manager's best ideas contribute significantly to returns. We believe that it is the role of the portfolio overall to achieve a premium level of yield rather than every individual company within it. This gives increased flexibility to invest where returns are most attractive. This relatively concentrated approach results in a portfolio which differs substantially from the Benchmark Index and in any individual year, the returns will vary, sometimes significantly, from those of the Benchmark Index. Over longer periods the objective is to achieve total returns greater than the Benchmark Index.

Investment approach

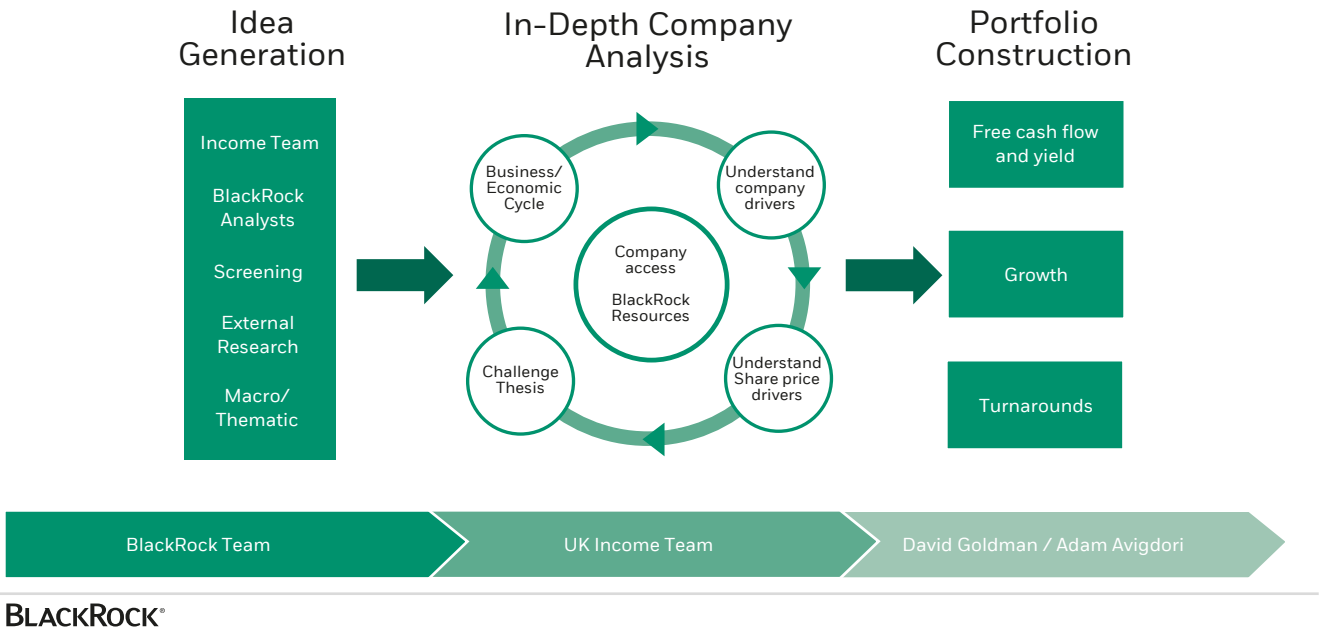

The foundation of the portfolio, approximately 70% by value, is in high free cash flow companies that can sustain cash generation and pay a growing yield whilst aiming to deliver a double-digit total return. Additionally, the Investment Manager seeks to identify and invest 20% by value of the portfolio in 'growth' companies that have significant barriers to entry and scalable business models that enable them to grow consistently. Turnaround companies are also sought, at around 10% by value, which represent those companies that are out of favour by the market, facing temporary challenges with high yields/ very low valuations, but with recovery potential. The return from this segment is expected to contribute meaningfully to returns over time.

Gearing and borrowings

The appropriate use of gearing can add value and the Company may, from time to time, use borrowings to achieve this. The Board is responsible for the level of gearing in the Company and reviews the position at every meeting. Gearing, including borrowings and gearing through the use of derivatives (which requires prior Board approval), when aggregated with underwriting participations, will not exceed 20% of the net asset value at the time of investment, drawdown or participation. There are no derivative positions at 31 October 2025. Any borrowing, except for short-term liquidity purposes, is used for investment purposes or to fund the purchase of the Company's own shares.

The Company has put in place a revolving credit facility with a limit of £8 million, extended to the Company by The Bank of New York Mellon (International) Limited (BNY). At the date of this report the facility was drawn down in the sum of £6 million.

Performance

The Board reviews regularly the Company's performance attribution analysis to understand how performance was achieved. This provides an understanding of how components such as sector exposure, stock selection and asset allocation impact performance. The table on the next page provides performance information for the current and prior year.

Details of the Company's performance for the year are also given in the Chairman's Statement on pages 5 to 7. The Investment Manager's Report on pages 9 to 13 includes a review of the main developments during the year, together with information on investment activity within the Company's portfolio.

Results and dividends

The Company's revenue earnings for the year amounted to 7.23p per share (2024: 7.20p per share). The total net profit for the year, after taxation, was £5,848,000 (2024: £6,835,000) of which the net revenue profit amounted to £1,400,000 (2024: £1,454,000) and the net capital profit amounted to £4,448,000 (2024: £5,381,000). Details of dividends paid and declared in respect of the year are set out in the Chairman's Statement on page 5.

Key performance indicators

At each Board meeting, the Directors consider a number of performance measures to assess the Company's success in achieving its objectives. The key performance indicators (KPIs) used to measure the progress and performance of the Company over time, and which are comparable to other investment trusts, are set out in the following table. As indicated in the footnote to the table, some of these KPIs fall within the definition of 'Alternative Performance Measures' under guidance issued by the European Securities and Markets Authority (ESMA) and additional information explaining how these are calculated is set out in the Glossary on pages 114 to 118.

Additionally, the Board regularly reviews the performance of the portfolio, the net asset value, share price, discount to NAV and ongoing charges of the Company and compares this against various companies and indices. Information on the Company's performance is given in the Chairman's Statement.

The principal KPIs are described below.

Performance against the Benchmark Index

The performance of the portfolio together with the performance of the Company's net asset value and share price are reviewed at each Board meeting and compared to the return of the Company's Benchmark Index, the FTSE All-Share Index.

Premium/discount to NAV

At each meeting the Board monitors the level of the Company's premium or discount to NAV and considers strategies for managing any premium or discount. Further details of the discount policy are provided on pages 5 and 6. In the year to 31 October 2025, the Company's share price to NAV traded in the range of 6.9% to 15.8%, both on a cum income basis. The Company bought back a total of 700,818 ordinary shares during the year at an average discount of 14.2% and at an average price of 202.62p per share. The total consideration (including costs) was £1,420,000. No ordinary shares were reissued from treasury during the year.

Performance against the Company's peers

Whilst the principal objective is to achieve growth in capital and income relative to the Benchmark Index, the Board also monitors performance relative to a range of competitor funds, particularly those also within the AIC UK Equity Income sector.

Ongoing charges

The Board reviews the ongoing charges and monitors the expenses incurred by the Company at each meeting. The Board also compares the level of ongoing charges against those of its peers.

	Year ended 31 October 2025	Year ended 31 October 2024
NAV per share[1]	245.97p	222.22p
Share price	219.00p	193.50p
Net asset value total return[2, 3]	+14.3%	+18.1%
Share price total return[2, 3]	+17.3%	+13.2%
Change in Benchmark Index[4]	+22.5%	+16.3%
Discount to net asset value[3]	11.0%	12.9%
Revenue earnings per share	7.23p	7.20p
Dividends per share	7.70p	7.60p
Ongoing charges[3, 5]	1.15%	1.15%

1 Calculated in accordance with accounting policies adopted by the Company and AIC guidelines.

2 This measures the Company's share price and NAV total return, which assumes dividends paid by the Company have been reinvested.

3 Alternative Performance Measures, see Glossary on pages 114 to 118.

4 FTSE All-Share Index (total return).

5 Ongoing charges represent the management fee and all other operating expenses, excluding finance costs, direct transaction costs, custody transaction charges, VAT recovered, taxation, prior year expenses written back and certain non-recurring items as a % of average daily net assets.

Principal risks

The Company is exposed to a variety of risks and uncertainties. As required by the UK Corporate Governance Code, the Board has undertaken a robust assessment of the principal and emerging risks facing the Company, including those that would threaten its business model, future performance, solvency or liquidity.

In making this assessment, the Board has considered, amongst other factors, the impact of the conflicts in Ukraine and the Middle East and their impact on the global economy. Emerging risks are considered by the Board as they come into view and are incorporated into the existing review of the Company's risk register. There has been no material change in the risks faced by the Company as identified and assessed during the year.

A core element of this process is the Company's risk register which identifies the risks facing the Company and assesses the likelihood and potential impact of each risk and the controls established for mitigation. A residual risk rating is then calculated for each risk. The risk register is regularly reviewed and the risks reassessed. The risk environment in which the Company operates is also monitored and regularly appraised. New risks are also added to the register as they are identified which ensures that the document continues to be an effective risk management tool. The risk register, its method of preparation and the operation of key controls in the Investment Manager's and third-party service providers, systems of internal control are reviewed on a regular basis by the Audit Committee.

Additionally, the Investment Manager considers emerging risks in numerous forums and the Risk and Quantitative Analysis team produces an annual risk survey. Any material risks of relevance to the Company identified through the annual risk survey will be communicated to the Board. The board has considered several emerging risks including the potential impact of advancements in technology, specifically the evolution of artificial intelligence.

In order to gain a more comprehensive understanding of the Investment Manager's and other third-party service providers' risk management processes and how these apply to the Company's business, the Audit Committee periodically receives presentations from BlackRock's Internal Audit and Risk & Quantitative Analysis functions. The Audit Committee also reviews Service Organisation Control (SOC 1) reports from the Company's service providers.

The current risk register includes a range of risks which are categorised under the following headings:

- investment performance;
- income/dividend;
- gearing;
- legal, regulatory and tax compliance;
- operational;
- market; and
- financial.

The principal risks identified are described in detail within the following tables, together with an explanation of how they are managed and mitigated. The Board will continue to assess these risks on an ongoing basis.

Investment performance

Principal risk

The Board is responsible for:

- setting the investment strategy to fulfil the Company's objective; and
- monitoring the performance of the Investment Manager and the implementation of the investment strategy.

An inappropriate investment strategy may lead to:

- poor performance compared to the Benchmark Index and the Company's peer group;
- a widening discount to NAV;
- a reduction or permanent loss of capital; and
- dissatisfied shareholders and reputational damage.

The Board is also aware of the long-term risk to performance from inadequate attention to ESG issues and in particular the impact of climate change.

Mitigation/Control

To manage this risk the Board:

- regularly reviews investment performance;
- regularly reviews the Company's investment mandate and long-term strategy;
- is required to provide prior consent to the use of derivatives and exchange traded funds;
- has set investment restrictions and guidelines which the Investment Manager monitors and regularly reports on;
- reviews changes in gearing and the rationale for the composition of the investment portfolio;
- monitors the maintenance of an adequate spread of investments in order to minimise the risks associated with factors specific to particular sectors, based on the diversification requirements inherent in the investment policy; and
- monitors the discount to NAV and use of the granted buy back powers.

Income/dividend

Principal risk

The amount of dividends and future dividend growth will depend on the Company's underlying portfolio and the dividends paid by the underlying investee companies.

Changes in the composition of the portfolio and any change in the tax treatment of the dividends or interest received by the Company may alter the level of dividends received by shareholders.

Mitigation/Control

The Board monitors this risk through the receipt of detailed income forecasts and considers the level of income at each meeting. The Company also has a revenue reserve and powers to pay dividends from capital which could potentially be used to support the Company's dividend if required.

Gearing

Principal risk

The Company's investment strategy may involve the use of gearing to enhance investment returns.

Gearing may be generated through borrowing money or increasing levels of market exposure through the use of derivatives. The Company currently has an unsecured revolving credit facility provided by The Bank of New York Mellon (International) Limited (BNY). The use of gearing exposes the Company to the risks associated with borrowing.

Mitigation/Control

To manage this risk the Board has limited gearing, including borrowings and gearing through the use of derivatives, to 20% of NAV at the time of investment, drawdown or participation.

The Investment Manager will only use gearing when confident that market conditions and opportunities exist to enhance investment returns.

Legal, regulatory and tax compliance

Principal risk

The Company has been approved by HM Revenue & Customs as an investment trust, subject to meeting the relevant eligibility conditions and operating as an investment trust in accordance with Sections 1158 and 1159 of the Corporation Tax Act 2010. As such, the Company is exempt from capital gains tax on the profits realised from the sale of its investments. Any breach of the relevant eligibility conditions could lead to the Company losing investment trust status and being subject to corporation tax on capital gains realised within the Company's portfolio.

The Company is required to comply with the provisions of the Companies Act 2006, the Alternative Investment Fund Managers Directive (the AIFMD), the Market Abuse Regulation, the UK Listing Rules and the FCA's Disclosure Guidance & Transparency Rules.

Any serious breach could result in the Company and/or the Directors being fined or the subject of criminal proceedings or the suspension of the Company's shares which would in turn lead to a breach of the Corporation Tax Act 2010.

Mitigation/Control

Compliance with the accounting rules affecting investment trusts are regularly monitored.

The Investment Manager monitors investment movements, the level and type of forecast income and expenditure and the amount of proposed dividends, if any, to ensure that the provisions of Chapter 4 of Part 24 of the Corporation Tax Act 2010 are not breached. The results are reported to the Board at each meeting. The Board is aware of the risk of potential changes in law and taxation and will continue to monitor this closely.

The Company Secretary and the Company's professional advisers provide regular reports to the Board in respect of compliance with all applicable rules and regulation.

The Company and its appointed Alternative Investment Fund Manager (AIFM and/or Manager) are subject to the risks that the requirements of AIFMD are not correctly complied with. The Board and the Manager also monitor changes in government policy and legislation which may have an impact on the Company.

The Market Abuse Regulation came into force on 3 July 2016. The Board has taken steps to ensure that individual Directors (and their Persons Closely Associated) are aware of their obligations under the regulation and has updated internal processes, where necessary, to ensure the risk of non-compliance is effectively mitigated.

Operational

Principal risk

In common with most other investment trust companies, the Company has no employees. The Company therefore relies upon the services provided by third parties and is dependent on the control systems of BlackRock (the Investment Manager and AIFM), and of The Bank of New York Mellon (International) Limited (BNY) (the Depositary and Fund Accountant), which ensures safe custody of the Company's assets and maintains the Company's accounting records. The Company's share register is maintained by the Registrar, Computershare Investor Services PLC.

Failure by any service provider to carry out its obligations to the Company could have a material adverse effect on the Company's performance. Disruption to the accounting, payment systems or custody records, as a result of a cyber-attack or otherwise, could impact the monitoring and reporting of the Company's financial position.

The security of the Company's assets, dealing procedures, accounting records and maintenance of regulatory and legal requirements, depend on the effective operation of these systems.

Mitigation/Control

Due diligence is undertaken before contracts are entered into with third party service providers. Thereafter, the performance of the provider is subject to regular review and reports to the Board.

The Bank of New York Mellon's and BlackRock's internal control processes are regularly tested and monitored throughout the year and are evidenced through their Service Organisation Control (SOC 1) reports, which are subject to review by an Independent Service Assurance Auditor. The SOC 1 reports provide assurance in respect of the effective operation of internal controls. These reports are regularly reviewed by the Audit Committee.

The Company's assets are subject to a strict liability regime and in the event of a loss of assets, the Depositary must return assets of an identical type or the corresponding amount, unless able to demonstrate the loss was a result of an event beyond its reasonable control.

The Board reviews the overall performance of the Manager, Investment Manager and all other third party service providers on a regular basis and compliance with the Investment Management Agreement regularly. The Board also considers the business continuity arrangements of the Company's key service providers.

The Board considers the business continuity arrangements of the Company's key service providers on an ongoing basis and reviews these as part of its review of the Company's risk register. Having considered these arrangements and reviewed service levels, the Board is confident that a good level of service has and will be maintained.

Market

Principal risk
Market risk arises from volatility in the prices of the Company's investments. It represents the potential loss the Company might suffer through realising investments at a time of negative market movements.

There is also the potential for the Company to suffer loss through holding investments in a period of negative market movements.

Mitigation/Control
The Board considers the diversification of the portfolio, asset allocation, stock selection, and levels of gearing on a regular basis and has set investment restrictions and guidelines which are monitored and reported on by the Investment Manager.

The Board monitors the implementation and results of the investment process with the Investment Manager.

The Board also recognises the benefits of a closed-end fund structure in extremely volatile markets such as major geopolitical events and their impact on markets. Unlike open-ended counterparts, closed-end funds are not obliged to sell-down portfolio holdings at low valuations to meet liquidity requirements for redemptions. During times of elevated volatility and market stress, the ability of a closed-end fund structure to remain invested for the long term enables the Investment Manager to adhere to disciplined fundamental analysis from a bottom-up perspective.

Financial

Principal risk
The Company's investment activities expose it to a variety of financial risks that include market risk.

Mitigation/Control
Details of these risks are disclosed in note 16 to the financial statements, together with a summary of the policies for managing these risks.

Viability statement

In accordance with the UK Corporate Governance Code, the Directors have assessed the prospects of the Company over a longer period than the twelve months referred to by the 'Going Concern' guidelines. The Company is an investment trust with the objective of achieving capital growth and income.

The Directors believe that five years is an appropriate investment horizon to assess the viability of the Company. This is based on the Company's long-term mandate, the low turnover in the portfolio and the investment holding period investors generally consider while investing in the UK market. This period has also been selected as it is aligned to the Company's objective of achieving long-term growth in capital and income. The Board is aware of the current heightened global geopolitical tensions and has considered their impact on the economy, and the prospects for many of the Company's portfolio holdings. Notwithstanding the impact of these events, and given the factors stated below, the Board expects the Company to continue to meet its liabilities as they fall due for the foreseeable future.

The Board conducted its review for the period up to the AGM in 2031, being a five-year period from the date that this annual report will be laid before shareholders for approval. In making this assessment the Board has considered the following factors:

- the Company's principal risks as set out above;
- the ongoing relevance of the Company's investment objective in the current environment;
- the level of demand for the Company's shares;
- the performance of the Company versus its benchmark index;
- good communication with major shareholders; and
- at the close of business on 23 January 2026 the Company's shares were trading at a discount to NAV of 11.2%.

As part of its assessment the Board has also considered:

- the level of ongoing charges, both current and historical;
- the level at which the shares trade relative to NAV;
- the level of income generated; and
- future income forecasts.

The Board has concluded that the Company would be able to meet its ongoing operating costs and net current liabilities as they fall due as a consequence of:

- a liquid portfolio; and
- overheads which comprise a small percentage of net assets.

Therefore, the Board has concluded that even in exceptionally stressed operating conditions, the Company would comfortably be able to meet its ongoing operating costs as they fall due.

However, investment companies may face other challenges. These include regulatory changes, changes to the tax treatment of investment trusts, a significant decrease in size due to poor investment performance or substantial share buy back activity, which may result in the Company no longer being of sufficient market capitalisation to represent a viable investment proposition or no longer being able to continue in operation.

Based on the results of their analysis, the Directors have a reasonable expectation that the Company will be able to continue in operation and meet its liabilities as they fall due over the period of their assessment.

Strategic report
continued

Future prospects
The Board's main focus is the achievement of income and capital growth. The future performance of the Company is dependent upon the success of the investment strategy.

The outlook for the Company is discussed in the Chairman's Statement on pages 5 to 7 and in the Investment Manager's Report on pages 9 to 13.

Social, community and human rights issues
As an investment trust, the Company has no direct social or community responsibilities.

However, the Company believes that it is in shareholders' interests to consider environmental, social and governance factors and human rights issues when selecting and retaining investments. Details of the Company's approach to socially responsible investment are set out on page 43.

Modern slavery act
As an investment vehicle the Company does not provide goods or services in the normal course of business and does not have customers. Accordingly, the Directors consider that the Company is not required to make any slavery or human trafficking statement under the Modern Slavery Act 2015. In any event, the Board considers the Company's supply chain, dealing predominantly with professional advisers and service providers in the financial services industry, to be low risk in relation to this matter.

Directors, gender representation and employees
The Directors of the Company on 31 October 2025, all of whom, with the exception of Mr Hine, held office throughout the year, are set out in the Governance Structure and Directors' biographies on pages 26 to 28.

The Board recognises the importance of having a range of experienced Directors with the right skills and knowledge to enable it to fulfil its obligations. As at 31 October 2025, the Board consisted of three male Directors and one female Director. The Company does not have any employees.

Promoting the success of BlackRock Income and Growth Investment Trust plc

The Companies (Miscellaneous Reporting) Regulations 2018 require directors to explain more fully how they have discharged their duties under Section 172(1) of the Companies Act 2006 in promoting the success of their companies for the benefit of members as a whole. This enhanced disclosure covers how the Board has engaged with and understands the views of stakeholders and how stakeholders' needs have been taken into account, the outcome of this engagement and the impact that it has had on the Board's decisions.

As the Company is an externally managed investment company and does not have any employees or customers, the Board considers the main stakeholders in the Company to be the shareholders, key service providers (being the Manager and Investment Manager, the Custodian, Depositary, Registrar and Broker) and investee companies. The reasons for this determination, and the Board's overarching approach to engagement, are set out below.

Stakeholders

Shareholders

Continued shareholder support and engagement are critical to the continued existence of the Company and the successful delivery of its long-term strategy. The Board is focused on fostering good working relationships with shareholders and on understanding the views of shareholders in order to incorporate them into the Board's strategy and objectives in delivering long-term growth and income.

Manager and Investment Manager

The Board's main working relationship is with the Manager, who is responsible for the Company's portfolio management (including asset allocation, stock and sector selection) and risk management, as well as ancillary functions such as administration, secretarial, accounting and marketing services.

The Manager has sub-delegated portfolio management to the Investment Manager. Successful management of shareholders' assets by the Investment Manager is critical for the Company to deliver successfully its investment strategy and meet its objective. The Company is also reliant on the Manager as AIFM to provide support in meeting relevant regulatory obligations under the AIFMD and other relevant legislation.

Other key service providers

In order for the Company to function as an investment trust with a listing on the premium segment of the official list of the FCA and trade on the London Stock Exchange's (LSE) main market for listed securities, the Board relies on a diverse range of service providers and advisors for support in meeting relevant obligations and safeguarding the Company's assets. For this reason the Board considers the Company's Custodian, Depositary, Registrar and Broker to be stakeholders. The Board maintains regular contact with its key external providers and receives regular reporting from them through the Board and committee meetings, as well as outside of the regular meeting cycle.

Investee companies

Portfolio holdings are ultimately shareholders' assets, and the Board recognises the importance of good stewardship and communication with investee companies in meeting the Company's investment objective and strategy. The Board monitors the Investment Manager's stewardship activities and receives regular feedback from the Investment Manager in respect of meetings with the management of portfolio companies.

A summary of the key areas of engagement undertaken by the Board with its key stakeholders in the year under review and how Directors have acted upon this to promote the long-term success of the Company are set out in the table below.

Area of Engagement

Investment mandate and objective

Issue
The Board is committed to promoting the role and success of the Company in delivering on its investment mandate to shareholders over the long term. Consideration of sustainable investment is a key part of the investment process and must be factored in when making investment decisions. The Board also has responsibility to shareholders to ensure that the Company's portfolio of assets is invested in line with the stated investment objective and in a way that ensures an appropriate balance between spread of risk and portfolio returns.

Engagement
The Board believes that responsible investment and sustainability are important to the longer-term delivery of growth in capital and income and has worked closely with the Manager throughout the year to review regularly the Company's performance, investment strategy and underlying policies and to understand how sustainability considerations are integrated into the investment process.

The Manager's approach to the consideration of ESG factors in respect of the Company's portfolio, as well as its engagement with investee companies to encourage the adoption of sustainable business practices which support long-term value creation, are kept under review by the Board. The Manager reports to the Board in respect of its consideration of ESG factors and how these are integrated into the investment process.

Impact
The portfolio activities undertaken by the Investment Manager and the performance delivered for shareholders during the year can be found in the Investment Manager's Report on pages 9 to 13.

Discount strategy

Issue
The Board believes that strong performance and an attractive dividend yield enhances demand for the Company's shares, which will help to narrow the Company's discount of share price to NAV over time.

Engagement
The Manager reports total return performance statistics to the Board on a regular basis, along with the portfolio yield and the impact of dividends paid on brought forward distributable reserves.

The Board reviews the Company's discount/premium to NAV on a regular basis and holds regular discussions with the Manager and the Company's broker regarding the discount/premium level.

The Board has authority to buy back up to 14.99% of the Company's issued share capital (excluding treasury shares) and has an active buy back programme in place. The Company bought back a total of 700,818 ordinary shares during the year at an average discount of 14.2% and at an average price of 202.62p per share. As at the financial year end, the Company's shares were trading at a discount to NAV of 11.0%.

The Manager provides the Board with feedback and key performance statistics regarding the success of the Company's marketing initiatives which include messaging to highlight the dividends.

The Board also reviews feedback from shareholders in respect of the level of dividend.

Impact
The average discount for the year to 31 October 2025 was 11.9%. During the year the Company's share price has traded at a minimum discount of 6.9% to a maximum discount of 15.8%, both on a cum income basis.

The Board believes the buy back activity undertaken during the year has been effective in reducing the discount volatility and increasing liquidity in the Company's shares. All shares were purchased at a discount to the prevailing NAV and were accretive to the NAV.

Service levels of third party providers

Issue

The Board acknowledges the importance of ensuring that the Company's principal suppliers are providing a suitable level of service: including the Manager in respect of investment performance and delivering on the Company's investment mandate; the Custodian and Depositary in respect of their duties towards safeguarding the Company's assets; the Registrar in its maintenance of the Company's share register and dealing with investor queries and the Company's Brokers in respect of the provision of advice and acting as a market maker for the Company's shares.

Engagement

The Manager reports to the Board on the Company's performance on a regular basis. The Board carries out a robust annual evaluation of the Manager's performance, their commitment and available resources.

The Board performs an annual review of the service levels of all third party service providers and concludes on their suitability to continue in their role.

The Board receives regular updates from the AIFM, Depositary, Registrar and Brokers.

The Board has worked closely with the Manager to gain comfort that relevant business continuity plans are operating effectively for all of the Company's service providers.

Impact

Performance evaluations were performed on a timely basis and the Board concluded that all third party service providers, including the Manager, Custodian, Depositary and Fund Administrator were operating effectively and providing a good level of service.

The Board has received updates in respect of business continuity planning from the Manager, Custodian, Depositary, Fund Administrator, Brokers and Registrar, and is confident that arrangements are in place to ensure that a good level of service will continue to be provided in the event of disruption, for example the COVID-19 pandemic.

Board composition

Issue

The Board is committed to ensuring that its own composition brings an appropriate balance of knowledge, experience, diversity and skills, and that it is compliant with best corporate governance practice under the UK Code of Corporate Governance, including guidance on tenure and the composition of the Board's committees.

Engagement

The Board keep succession planning under regular review and (discharging the duties of a Nomination Committee) has agreed the selection criteria and the method of selection, recruitment and appointment. The importance of Board diversity, including gender, was taken into account when establishing the criteria. Tenure is also kept under review.

With these criteria in mind, and as part of its succession planning process, the Board initiated a search and selection process in the year to identify a new non-executive Director. As a result of this process, Mr Marcus Hine has been appointed as a Non-executive Director with effect from 16 September 2025. Mr Hine has also been appointed Chair of the Company's audit committee. His full biography can be found on page 27.

As at the date of this report, the Board is comprised of three men and one woman. Mr Worsley, a long serving Director, currently has a tenure in excess of nine years. As set out on page 53, the Board has considered the independence of all Directors, including that of the Chairman, and notwithstanding the length of tenure of individual Directors, the Board deems all Directors to be independent in character, with no relationships or circumstances which are likely to affect their judgement. The Board is cognisant of the need to balance the value of highly-experienced directors with the benefits of bringing new skills, diverse perspectives, and fresh ideas. It has a formal director tenure policy and operates an ongoing succession plan to ensure it composition is appropriate. The Board has undergone a process of refreshment, with two new Directors appointed in 2024 and 2025 respectively and one long serving Director having recently retired.

The Board subscribes to the view expressed in the AIC Code that long-serving Directors should not be prevented from forming part of an independent majority. It does not consider that the length of a Director's tenure reduces his or her ability to act independently. The Board's policy on tenure is that continuity and experience add significantly to the strength of the Board and, as such, no limit on the overall length of service of any of the Company's Directors has been imposed, although the Board believes in the merits of periodic and progressive refreshment of its composition as evidenced by the succession planning actions taken through the course of the year as described above.

All Directors are subject to a formal evaluation process on an annual basis (more details and the conclusions in respect of the 2025 evaluation process are given on page 52). All Directors stand for re-election by shareholders annually. Shareholders may attend the AGM and raise any queries in respect of Board composition or individual Directors in person, or may contact the Company Secretary or the Chairman using the details provided on page 110 if they wish to raise any issues.

Impact

The Board recognises the benefits of diversity and a structured process of ongoing refreshment and will continue to consider regularly its composition.

The Directors are not aware of any issues that have been raised directly by shareholders in respect of Board composition in 2025. Through its Manager and Corporate Broker, there is regular contact with major shareholders. Shareholders are able to raise any concerns in this regard at the AGM or alternatively they may write to the Chairman of the Board. Details of the proxy voting results in favour and against individual Directors' re-election at the 2025 AGM are given on the Company's website at www.blackrock.com/uk/brig. Historical proxy voting results can be found under the 'Further Literature' tab.

Shareholders

Issue

Continued shareholder support and engagement are critical to the continued existence of the Company and the successful delivery of its long-term strategy.

Engagement

The Board is committed to maintaining open channels of communication and to engage with shareholders. The Company welcomes and encourages attendance and participation from shareholders at its Annual General Meetings. Shareholders therefore have the opportunity to meet the Directors and Investment Manager and to address questions to them directly.

The Annual Report and Half Yearly Financial Report are available on the BlackRock website and are also circulated to shareholders either in printed copy or via electronic communications. In addition, regular updates on performance, monthly factsheets, the daily NAV and other information are also published on the website at www.blackrock.com/uk/brig.

The Company also has an arrangement in place whereby at every fifth Annual General Meeting of the Company, shareholders shall be asked to approve the continuation of the Company as an investment trust by ordinary resolution. This mechanism provides shareholders with a regular opportunity at which they can realise the value of their shares. The Board, through its Manager and corporate advisers, engaged with major shareholders on the continuation vote held in March 2023 and it was confirmed that there was no dissatisfaction and that they would support continuation. The vote was subsequently passed with 99.8% in favour of continuation.

The Board also works closely with the Investment Manager to develop the Company's marketing strategy, with the aim of ensuring effective communication with shareholders in respect of the investment mandate and objective. Unlike trading companies, one-to-one shareholder meetings usually take the form of a meeting with the Investment Manager as opposed to members of the Board. As well as attending regular investor meetings the Investment Manager holds regular discussions with wealth management desks and offices to build on the case for, and understanding of, long-term investment opportunities in the UK market.

The Investment Manager also coordinates public relations activity, including meetings with relevant industry publications to set out their vision for the portfolio strategy and outlook for the UK equity market. The Investment Manager releases monthly portfolio updates to the market to ensure that investors are kept up to date in respect of performance and other portfolio developments, and maintains a website on behalf of the Company that contains relevant information in respect of the Company's investment mandate and objective. If shareholders wish to raise issues or concerns with the Board, they are welcome to do so at any time.

The Chairman is available to meet directly with shareholders periodically to understand their views on governance and the Company's performance. He may be contacted via the Company Secretary whose details are given on page 110.

Impact

The Chairman and other directors are available to meet directly with shareholders periodically to understand their views on governance, the Company's performance, strategy and prospects.

Feedback and questions will also help the Company evolve its reporting, aiming to make reports more transparent and understandable. Feedback from all substantive meetings between the Investment Manager and shareholders will be shared with the Board. The Directors will also receive updates from the Company's broker on any feedback from shareholders, as well as share trading activity, share price performance and an update from the Investment Manager.

The Board's approach to Sustainability and ESG

Material environmental, social and governance (ESG) issues can present both opportunities and threats to long-term investment performance. These issues are a key focus of the Board and your Board is committed to a diligent oversight of the activities of the Manager in these areas. The Board believes that effective engagement by the Investment Manager with investee companies can contribute to investment performance. The Board believes that BlackRock is well placed as Manager to fulfil these requirements due to the integration of ESG into its investment processes, its approach in its investment stewardship activities and its position in the industry as one of the largest suppliers of sustainable investment products in the global market. More information on BlackRock's approach to responsible investing is set out on page 44.

BlackRock's approach to material ESG integration

BlackRock's clients have a wide range of perspectives on a variety of issues and investment themes. Given the wide range of unique and varied investment objectives sought by our clients, BlackRock's investment teams have a range of approaches to considering financially material E, S, and/or G factors. As with other investment risks and opportunities, the relevance of E, S and/or G considerations may vary by issuer, sector, product, mandate, and time horizon. Depending on the investment approach, this financially material E, S and/or G data or information may help inform due diligence, portfolio or index construction, and/or monitoring processes of our portfolios, as well as our approach to risk management.

BlackRock's ESG integration framework is built upon our history as a firm founded on the principle of thorough and thoughtful risk management. Aladdin, our core risk management and investment technology platform, allows investors to leverage financially material E, S and/or G data or information as well as the combined experience of our investment teams to effectively identify investment opportunities and investment risks. Our heritage in risk management combined with the strength of the Aladdin platform enables BlackRock's approach to ESG integration. More information in respect of BlackRock's approach to ESG integration can be found at https://www.blackrock.com/corporate/ literature/publication/blk-esg-investment-statement-web.pdf.

By order of the Board

KEVIN MAYGER
For and on behalf of
BlackRock Investment Management (UK) Limited
Company Secretary
27 January 2026

Responsible ownership: BlackRock's approach

Stewardship at BlackRock

At BlackRock, investment stewardship is core to our role as an asset manager and a fiduciary to our clients.

As stewards of our clients' assets, we engage with companies and vote at shareholder meetings to encourage sound corporate governance and business practices that support companies in delivering durable, risk-adjusted financial returns over time. We are committed to building strong relationships through constructive, on-going dialogue with the boards and executive management of the companies in which our clients are invested, in order to make more informed voting decisions.

BlackRock Active Investment Stewardship

The BlackRock Active Investment Stewardship (BAIS) team was established in January 2025 following the firm's decision to more closely align the range of investment strategies on the active investment platform. BlackRock Active Investment Stewardship covers active equity holdings in BlackRock's fundamental equity, systematic equity and multi-asset solutions strategies. It also may cover holdings in BlackRock's index and active fixed income strategies, to the extent those strategies hold voting securities or conduct issuer engagements.

BAIS' Approach to Stewardship

Engagement with public companies can play a role in helping our stewardship specialists make an informed voting decision. Through direct dialogue with company leadership, we seek to understand their businesses and how they manage risks and opportunities to deliver durable, risk-adjusted financial returns. Generally, portfolio managers and stewardship specialists engage jointly on substantive stewardship matters. Our discussions focus on topics relevant to a company's success over time including governance and leadership, corporate strategy, capital structure and financial performance, operations and sustainability-related risks, as well as macro-economic, geopolitical and sector dynamics. We aim to be informed investors and generally vote in support of management teams' recommendations when a company has a track record of financial value creation. BAIS votes at shareholder meetings when authorised to do so on behalf of clients. BAIS' voting record is disclosed quarterly on the BlackRock website.

BAIS Engagement and Voting Guidelines

The BAIS Engagement and Voting Guidelines provide clients and companies factors we consider when we engage and vote on matters that are commonly on shareholder meeting agendas. They are not prescriptive and are applied in the context of a company's operating environment and an active equity portfolio manager's investment strategy, anchored in our fiduciary duty to clients. BAIS undertakes the analysis related to the items on the agenda of the annual or special shareholder meeting and makes voting recommendations to the active portfolios managers with holdings. Any active portfolio manager may override the BAIS recommendation if they determine that voting differently is more aligned with the investment objectives of their fund. The Guidelines are reviewed annually and updated as necessary to reflect changes in market standards and regulations, insights gained over the year through third-party or our own research, and feedback from clients and companies. The Guidelines are published on the BlackRock website.

Directors' report

The Directors present the Annual Report and Financial Statements of the Company for the year ended 31 October 2025.

Status of the Company

The Company carries on business as an investment trust. It has been approved by HM Revenue & Customs as an investment trust in accordance with Sections 1158 and 1159 of the Corporation Tax Act 2010, subject to the Company continuing to meet eligibility conditions. The Directors are of the opinion that the Company has conducted its affairs in a manner which will satisfy the conditions for continued approval.

The Company, incorporated in England and Wales with company number 4223927, is domiciled in the UK as an investment company within the meaning of Section 833 of the Companies Act 2006. It is not a close company and has no employees.

As an investment company that is managed and marketed in the United Kingdom, the Company is an Alternative Investment Fund (AIF) falling within the scope of, and subject to the requirements of the Alternative Investment Fund Managers Directive (as implemented and transposed into UK law) (AIFMD). The Manager is governed by the provisions of The Alternative Investment Fund Managers Regulations 2013 (the Regulations) and is required to be authorised by the Financial Conduct Authority (FCA). It must comply with a number of obligations, including ensuring the appointment of a depositary to carry out certain functions. The AIFM must also comply with the Regulations in respect of leverage, outsourcing, conflicts of interest, risk management, valuation, remuneration and capital requirements and must also make additional disclosures to both shareholders and the FCA. Further details are set out on the Company's website at www.blackrock.com/uk/brig, the AIFM Disclosures section on pages 111 and 112 and in the notes to the financial statements on pages 83 to 100.

The Company's ordinary shares are eligible for inclusion in the stocks and shares component of an Individual Savings Account (ISA).

The Common Reporting Standard

On 1 January 2016, tax legislation under the Organisation for Economic Cooperation and Development (OECD) Common Reporting Standard for Automatic Exchange of Financial Account Information (the Common Reporting Standard) was introduced.

The legislation requires investment trust companies to provide personal information to HMRC about investors who purchase shares in investment trusts. The Company must provide information annually to the local tax authority on the tax residencies of a number of non-UK based certificated shareholders and corporate entities. The local tax authority to which the information is initially passed may in turn exchange the information with the tax authorities of another country or countries in which the shareholder may be tax resident, where those countries (or tax authorities in those countries) have entered into agreements to exchange financial account information.

All new shareholders, excluding those whose shares are held in CREST, entered on to the share register will be sent a certification form for the purposes of collecting this information.

Shareholder Rights Directive II

The Shareholder Rights Directive II took effect from 10 June 2019 with some transitional provisions. It encourages long-term shareholder engagement and transparency between companies and shareholders. In substantive terms the changes are small for investment companies and the majority of requirements apply to the Company's remuneration policy and disclosure of processes, as well as related party transactions. There are also additional rules for Alternative Investment Fund Managers and proxy advisers.

GDPR

Data protection rights were harmonised across the European Union following the implementation of the General Data Protection Regulation (GDPR) on 25 May 2018. The Board has sought and received assurances from its third-party service providers that they have taken appropriate steps to ensure compliance with the regulation.

Facilitating retail investments

The Company currently conducts its affairs so that the shares issued by the Company can be recommended by independent financial advisers to ordinary retail investors in accordance with the FCA's rules in relation to non-mainstream pooled investments and intends to continue to do so for the foreseeable future.

The shares are excluded from the FCA's restrictions which apply to non-mainstream pooled investments because they are shares in an investment trust.

Directors' report
continued

Dividends
Details of dividends paid and payable in respect of the year are set out in the Chairman's Statement on page 5.

Investment management and administration
BlackRock Fund Managers Limited (BFM) was appointed as the Company's AIFM with effect from 2 July 2014. The management contract is terminable by either party on six months' notice. BlackRock Investment Management (UK) Limited (BIM (UK)) acts as the Company's Investment Manager under a delegation agreement with BFM. BIM (UK) also acted as the Secretary of the Company throughout the year. BFM receives a fee of 0.60% of the market capitalisation of the Company. Further details are provided in note 4 on page 86. The Board believes the current fee structure to be appropriate for an investment company in this sector.

The Company contributes to a focused investment trust sales and marketing initiative operated by BIM (UK) on behalf of the investment trusts under its management. For 2025, the Company's contribution to the consortium element of the initiative, which enables the trusts to achieve efficiencies by combining certain sales and marketing activities, represented 0.025% per annum of its net assets (£47.4 million) as at 31 December 2025 and this contribution is matched by BIM (UK). In addition, a budget of a further £15,000 has been allocated for Company specific sales and marketing activity. The purpose of the programme is to ensure effective communication with existing shareholders and to attract new shareholders to the Company. This has the benefit of improving liquidity in the Company's shares and helps sustain the stock market rating of the Company.

BFM and BIM (UK) are subsidiaries of BlackRock, Inc. which is a publicly traded corporation on the New York Stock Exchange operating as an independent firm.

Appointment of the Manager
The Board considers the arrangements for the provision of management, investment management and other services to the Company on an ongoing basis and a formal review is conducted annually. As part of the annual review the Board considered the quality and continuity of the personnel assigned to handle the Company's affairs, the investment process and the results achieved to date.

The Board believes that the continuing appointment of BFM (the Manager) as AIFM, and the delegation of investment management services to BIM (UK) (the Investment Manager), on the terms disclosed above, are in the interests of shareholders as a whole given their track record in managing the Company's equity portfolio.

Depositary and Custodian
The AIFMD requires that the Company have an AIFMD compliant depositary. The Company appointed BNY Mellon Trust & Depositary (UK) Limited (BNYTD) in this role with effect from 2 July 2014. The Depositary's duties and responsibilities are outlined in the investment fund legislation (as set out in the FCA AIF Rulebook). The main role of the Depositary under AIFM Directive is to act as a central custodian with additional duties to monitor the operations of the Company, including monitoring cash flows and ensuring that the Company's assets are valued appropriately in accordance with the relevant regulations and guidance. The Depositary is also responsible for enquiring into the conduct of the AIFM in each annual accounting period. The Depositary receives a fee payable at a rate of 0.0095% of the net assets of the Company. The Company has appointed the Depositary in a tripartite agreement, to which the Manager as AIFM is also a signatory. The Depositary is also liable for the loss of financial instruments held in custody.

Under the depositary agreement, custody services in respect of the Company's assets have been delegated to The Bank of New York Mellon (International) Limited (BNY or the Custodian) which also performs the Custodian function. BNY receives a custody fee payable by the Company at rates depending on the number of trades effected and the location of securities held. The depositary agreement is subject to 90 days' notice of termination by any party.

Registrar
The Company has appointed Computershare Investor Services PLC as its registrar (the Registrar). The principal duty of the Registrar is the maintenance of the register of shareholders (including registering transfers). It also provides services in relation to any corporate actions, dividend administration and shareholder documentation, the Common Reporting Standard and the Foreign Account Tax Compliance Act. Computershare receive a fixed fee, plus disbursements and VAT. Fees in respect of corporate actions are negotiated on an arising basis.

Exercise of voting rights in Investee Companies

The exercise of voting rights attached to the Company's portfolio has been delegated by the Company to the Investment Manager via BFM. BlackRock Active Investment Stewardship (BAIS) works with active portfolio managers to vote their holdings, making voting recommendations that, in BAIS' assessment serve the financial interests of clients in the context of their active equity investment mandates. Portfolio managers determine the votes cast for their holdings and may vote differently to BAIS' recommendations based on their portfolio investment objectives and strategy.

During the year under review, the Investment Manager voted on 959 proposals at 49 general meetings on behalf of the Company. At these meetings the Investment Manager voted in favour of most resolutions, as should be expected when investing in well-run companies, but did not support eight management resolutions and abstained from voting on one resolution. Most of the votes against were in respect of resolutions relating to directors' remuneration, or to elect or remove directors due to board composition being an outlier compared to market norms, which were deemed by the Investment Manager as not being in the best interests of shareholders.

Continuation of the Company

The Company's Articles of Association (the Articles) provide for an ordinary resolution for the continuation of the Company as an investment trust to be proposed at every fifth Annual General Meeting (AGM). The next such resolution will be put to shareholders at the forthcoming AGM in 2028.

Principal risks

The key risks faced by the Company are set out in the Strategic Report on pages 33 to 36.

Going concern

The financial statements of the Company have been prepared on a going concern basis.

The Directors believe that having considered the Company's investment objective (see page 29), risk management policies (see pages 93 to 99), capital management policies and procedures (see page 99), the nature of the portfolio and revenue as well as cash flow/expenditure projections and net current liability position at 31 October 2025, the Company has adequate resources, an appropriate financial structure and suitable management arrangements in place to continue in operational existence for the foreseeable future.

The Board has reviewed the investment portfolio and has considered the current heightened global geopolitical tensions and their longer-term effects on the global economy and the investment portfolio.

The Company's investments are in quoted securities which are readily realisable and exceed its liabilities significantly. Gearing levels and compliance with loan covenants are reviewed by the Board on a regular basis. The forecast revenue projections are stress tested for the potential impact of foreign exchange movements and the actual revenue received and the Company's performance are reviewed on a regular basis throughout the period.

The Company is able to meet all of its financial liabilities from its assets and for the financial year to 31 October 2025, the ongoing charges amounted to 1.15% of average daily net assets.

The Directors are satisfied that the Company has adequate resources to continue in operational existence for a period of at least 12 months from the date of approval of these financial statements and is financially sound.

The Company's longer-term viability is considered in the Viability Statement on page 37.

Directors

The Directors of the Company as at 31 October 2025 and their biographies are set out on pages 27 and 28. Details of Directors' interests in the ordinary shares of the Company are set out on page 59 in the Directors' Remuneration Report. All the Directors held office throughout the year under review.

The Board may appoint additional Directors to the Board, but any Director so appointed must stand for election by the shareholders at the next AGM. Directors are also required to retire if they have served more than nine years on the Board, but then may offer themselves for annual re-election.

Directors' report
continued

The Company's Articles require that each Director submit themselves for re-election at least every three years. However, in accordance with best practice and developing Corporate Governance, the Board has agreed that all Directors will retire and, if eligible, offer themselves for re-election at each AGM, unless they have otherwise agreed to step down from the Board. Further details of the independence of the Board and Board tenure is provided in the Corporate Governance Statement on page 53.

Having considered the retiring Directors' performance within the annual Board performance evaluation process, further details of which are provided on page 52, the Board believes that the performance of all Directors continues to be effective and that they bring extensive knowledge and commercial experience to the Board and demonstrate a range of valuable business, financial and asset management skills and that they remain wholly independent. The Board therefore recommends that shareholders vote in favour of each Director's proposed re-election or election as applicable.

There were no contracts subsisting during the year under review or up to the date of this report in which a Director of the Company is or was materially interested and which is or was significant in relation to the Company's business.

Conflicts of interest
The Board has put in place a framework for Directors to report conflicts of interest, or potential conflicts of interest.

All Directors are required to notify the Company Secretary of any situations, or potential situations where they consider that they have or may have, a direct or indirect interest, or duty that conflicts, or possibly conflicts, with the interests of the Company. All such situations are reviewed by the Board and duly authorised. Directors are also made aware at each meeting that there remains a continuing obligation to notify the Company Secretary of any new situations that may arise, or any changes to situations previously notified. It is the Board's intention to continue to review all notified situations on a regular basis.

Directors' remuneration report and policy
The Directors' Remuneration Report is set out on pages 58 to 60. An advisory ordinary resolution to approve this report will be put to shareholders at the Company's AGM. The Company is also required to put the Director's Remuneration Policy to a binding shareholder vote every three years. The Company's Remuneration Policy was last put to shareholders at the AGM in 2023, therefore, an ordinary resolution to approve the Remuneration Policy will next be put to shareholders at the forthcoming AGM in 2026. Further details are given on pages 61 and 62.

Directors' responsibilities
The Directors' responsibilities in preparing these financial statements are noted on pages 68 and 69.

Substantial share interests
As at 31 October 2025, the Company had received notification in accordance with the FCA's Disclosure and Transparency Rule 5.1.2R of the following interests in 3% or more of the voting rights attaching to the Company's issued share capital.

Shareholder	Number of ordinary shares	% of issued share capital
JM Finn Nominees on behalf of Mrs J. E. Worsley	1,500,000	7.89
JM Finn Nominees on behalf of the Worsley Family	1,364,495	7.18
Luna Nominees Limited	1,345,041	7.08
Bank of New York Nominees Limited	1,279,332	6.74
Rock Nominees Limited	1,265,489	6.67
JM Finn Nominees on behalf of Mrs J. J. Worsley	1,190,000	6.26
Rathbones Nominees Limited	1,015,629	5.35
Brewin Nominees Limited	708,263	3.73
JM Finn Private Clients	698,929	3.68

As at 23 January 2026, the Company had not received notification of any changes to these interests.

Share capital

Details of the Company's issued share capital are given in note 14 to the financial statements on page 91. Details of the voting rights are given in note 16 to the Notice of AGM on page 125. The ordinary shares carry the right to receive dividends and have one voting right per ordinary share. There are no restrictions on the voting rights or transfer of the ordinary shares. There are no shares which carry specific rights with regard to the control of the Company.

Share repurchases

The Company has the authority to purchase ordinary shares in the market, to be held in treasury or for cancellation. The latest authority to repurchase ordinary shares was granted to Directors on 6 March 2025 and expires at the conclusion of the 2026 AGM. The Directors are proposing that the authority to buy back shares be renewed at the forthcoming AGM.

During the year 700,818 ordinary shares with a nominal value of 1 pence per share, which represented 3.6% of the Company's ordinary shares in issue at the start of the year (excluding shares held in treasury), were bought back in the year under review for a total consideration of £1,420,000 (including costs). All ordinary shares bought back were subsequently cancelled. Shares will only be bought back at a discount to Net Asset Value (NAV). The Company's share rating narrowed from a discount of 12.9% as at 31 October 2024 to a discount of 11.0% as at 31 October 2025.

The main objective of any buy back is to enhance the NAV per share of the remaining shares and to reduce the absolute level and volatility of any discount to NAV at which shares may trade. Although the Manager initiates the buy backs, the policy and parameters are set by the Board and are reviewed at regular intervals.

Share issues

No new ordinary shares were issued and no existing shares were reissued from treasury during the year. The existing authority to issue new ordinary shares or sell shares from treasury was granted on 6 March 2025 and will expire at the conclusion of the forthcoming AGM. A resolution to renew this authority to issue shares or sell shares out of treasury in respect of 33% of the Company's share capital will be put to shareholders at the forthcoming AGM.

Treasury shares

As described above, the Company is authorised to purchase its own ordinary shares to be held in treasury for reissue, or cancellation at a future date.

Treasury shares will only be reissued at prices at or above the estimated NAV per share thereby giving the Company the ability to reissue shares quickly and cost effectively, improving liquidity and providing the Company with additional flexibility in the management of its capital base. It also ensures a positive overall effect for continuing shareholders when shares are bought back at a discount and then sold at a price at or above the NAV per share.

The Board has not determined a limit for the number of shares that can be held in treasury for reissue at any one time. However, the Company intends to cancel any treasury shares purchased in excess of 33% of the issued share capital. As at 31 October 2025, 10,081,532 ordinary shares were held in treasury, representing 34.7% of the Company's issued share capital.

Streamlined Energy and Carbon Reporting (SECR) statement: Greenhouse Gas (GHG) emissions and energy consumption disclosure

As an externally managed investment company, the Company has no greenhouse gas emissions to report from its operations, nor does it have any responsibility for any other emissions producing sources under the Companies Act (Strategic Report and Directors' Reports) Regulations 2013. For the same reason, the Company considers itself to be a low energy user under the SECR regulations and therefore is not required to disclose energy and carbon information.

Articles of Association

Any amendments to the Company's Articles of Association must be made by special resolution.

Business of the AGM

Annual General Meeting

The following information to be discussed at the forthcoming AGM is important and requires your immediate attention. If you are in any doubt about the action you should take, you should seek advice from your stockbroker, bank manager, solicitor, accountant or other financial adviser authorised under the Financial Services and Markets Act 2000 (as amended).

Directors' report
continued

If you have sold or transferred all of your ordinary shares in the Company you should pass this document, together with any other accompanying documents (but not the personalised Forms of Proxy), as soon as possible to the purchaser or transferee, or to the stockbroker, bank or other agent through whom the sale or transfer was effected, for onward transmission to the purchaser or transferee.

The business of this year's AGM consists of 14 resolutions. Resolutions 1 to 11 are proposed as ordinary resolutions and resolutions 12 to 14 are being proposed as special resolutions.

Resolution 1 – Approval of the Annual Report and Financial Statements
This resolution seeks shareholder approval of the Annual Report and Financial Statements for the year ended 31 October 2025 and the Auditor's report thereon.

Resolution 2 – Approval of the Directors' Remuneration Report
This resolution is an advisory vote on the Directors' Remuneration Report, which is set out on pages 58 to 60, excluding any content relating to the remuneration policy.

Resolution 3 – Approval of the Directors' Remuneration Policy
This is a binding resolution to approve the Directors' Remuneration Policy as set out on pages 61 and 62.

Resolution 4 – Approval of a final dividend
This resolution seeks shareholder approval of a final dividend of 5.00 pence per ordinary share for the year ended 31 October 2025.

Resolutions 5 to 8 relate to the election and re-election of the Directors
The biographies of the Directors are set out on pages 27 and 28 and summarise the respective skills and experience that each Director brings to the Board enabling them to promote the long-term success of the Company.

Resolutions 9 and 10 – Re-appointment of the external Auditor and the Auditor's Remuneration
These resolutions relate to the appointment and remuneration of the Company's auditor. In line with emerging best corporate governance practice and The Statutory Auditors and Third Country Auditors (amendment) (EU Exit) Regulations 2019 (as amended) on mandatory audit rotation, an audit tender process was carried out by the Company during 2023 and, as a result, it was recommended that Ernst & Young LLP be appointed as the Company's independent auditors. A resolution to re-appoint Ernst & Young LLP as auditors of the Company is being proposed at the forthcoming Annual General Meeting, together with a resolution to authorise the Audit Committee to determine their remuneration.

Resolutions relating to the following items of special business will be proposed at the forthcoming AGM.

Resolution 11 – Authority to allot shares
The Directors seek to renew the authority for the Directors to allot ordinary shares, for cash up to an aggregate nominal amount of £62,019.52 per annum which is equivalent to 6,201,952 ordinary shares of 1p each and represents 33% of the Company's issued ordinary share capital, excluding treasury shares, as at the date of the Notice of the AGM.

Special Resolution 12 – Authority to disapply pre-emption rights
Resolution 12 empowers the Directors to allot new shares for cash or to sell shares held by the Company in treasury, otherwise than to existing shareholders on a pro rata basis, up to an aggregate nominal amount of £62,019.52 which is equivalent to 6,201,952 ordinary shares of 1p each and represents 33% of the Company's issued ordinary share capital, excluding treasury shares, as at the date of the Notice of the AGM. The special resolution to be proposed will enable the Directors, at their discretion, to allot a limited number of equity securities for cash and will also provide the Directors with greater flexibility should appropriate business opportunities arise.

Special Resolution 13 – Authority to buy back shares
The special resolution to be proposed will seek to renew the authority granted to Directors enabling the Company to purchase its own shares. Purchases of shares will only be made through the market for cash at prices below the estimated NAV per share at the time of the transaction.

Under the Listing Rules of the Financial Conduct Authority, the maximum price which can be paid is the higher of (i) an amount equal to 5% above the average of the market values of the ordinary shares for the five business days immediately preceding the date on which the purchase is made; and (ii) the higher of the price quoted for (a) the last independent trade of, and (b) the highest current independent bid for, any number of ordinary shares on the trading venue where the purchase is carried out.

The Directors are seeking authority to purchase up to 2,817,190 ordinary shares, being approximately 14.99% of the issued share capital, excluding treasury shares, as at the date of the Notice of the AGM.

Special Resolution 14 – Notice period for General Meetings

Special Resolution 14 empowers the Directors to hold general meetings (other than annual general meetings) on 14 days' notice, which is the minimum notice period permitted by the Companies Act 2006. The EU Shareholder Rights Directive increases the minimum notice period to 21 days unless two conditions are met.

The first condition is that the Company offers facilities for shareholders to vote by electronic means. The second condition is that there is an annual resolution of shareholders approving the reduction in the minimum notice period from 21 days to 14 days, hence this resolution being proposed. It is not intended that this power will be used as a matter of course, rather that this flexibility will be utilised where the Board believes that the nature of the business to be conducted requires that a general meeting be convened at 14 days' notice.

Recommendation

The Board considers that the resolutions to be proposed at the AGM are likely to promote the success of the Company for the benefit of its shareholders as a whole and are in the best interests of the Company and its shareholders as a whole. The Directors unanimously recommend that you vote in favour of each resolution as they intend to do in respect of their own beneficial holdings.

Corporate governance

Full details are given in the Corporate Governance Statement on pages 52 to 57. The Corporate Governance Statement forms part of this Directors' Report.

Future prospects

The Board's main focus is the achievement of income and capital growth. The future performance of the Company is dependent upon the success of the investment strategy.

Listing rule disclosures

The disclosures in accordance with Listing Rule 6.6.1 can be found on page 113.

Audit information

As required by Section 418 of the Companies Act 2006 the Directors who held office at the date of this report each confirm that, so far as they are aware, there is no relevant audit information of which the Company's Auditor is unaware and each Director has taken all the steps that they ought to have taken as a Director to make themselves aware of any relevant audit information and to establish that the Company's Auditor is aware of that information.

Auditor

A resolution to appoint Ernst & Young LLP as the Company's auditors is being proposed at the forthcoming Annual General Meeting, together with a resolution to authorise the Audit Committee to determine their remuneration.

The Directors' Report was approved by the Board at its meeting on 27 January 2026.

By order of the Board

KEVIN MAYGER
For and on behalf of
BlackRock Investment Management (UK) Limited
Company Secretary
27 January 2026

Corporate governance statement

Chairman's introduction

Corporate Governance is the process by which the Board seeks to look after shareholders' interests and protect and enhance shareholder value. Shareholders hold the Directors responsible for the stewardship of the Company, delegating authority and responsibility to the Directors and holding them accountable for its performance.

The Board is ultimately responsible for framing and executing the Company's strategy and for monitoring material risks. We seek to ensure that the Company is managed in a manner which is responsible and consistent with our belief in honesty, transparency and accountability. In our view, good governance means having effective oversight of the Company's business and engaging effectively with investors. We consider the practice of good governance to be an integral part of the business and we are committed to maintaining high standards of financial reporting, transparency and business integrity.

Compliance

Listed companies are required to disclose how they have applied the main principles of the UK Corporate Governance Code, as issued by the Financial Reporting Council (FRC).

The Board has also considered the principles and recommendations of the 2019 AIC Code of Corporate Governance (AIC Code) by reference to the AIC Corporate Governance Guide for Investment Companies (AIC Guide). The AIC Code, as explained by the AIC Guide, addresses all the principles set out in the UK Corporate Governance Code, as well as setting out additional principles and recommendations on issues that are of specific relevance to listed investment companies.

The Board considers that reporting against the principles and recommendations of the AIC Code, and by reference to the AIC Guide (which incorporates the UK Corporate Governance Code), will provide better information to shareholders. The Company has complied with the recommendations of the AIC Code and the relevant provisions of the UK Corporate Governance Code, except as set out below.

The UK Corporate Governance Code includes provisions relating to:

- the role of the chief executive;
- executive directors' remuneration; and
- the need for an internal audit function, as explained on page 63.

For the reasons set out in the AIC Guide, and as explained in the UK Corporate Governance Code, the Board considers these provisions are not relevant to the Company, being an externally managed investment company. In particular, all of the Company's day-to-day management and administrative functions are outsourced to third parties. As a result, the Company has no executive directors, employees or internal operations. The Company has therefore not reported further in respect of these provisions.

The AIC Code is available from the Association of Investment Companies (www.theaic.co.uk). The UK Corporate Governance Code is available from the Financial Reporting Council website (www.frc.org.uk).

Performance evaluation

A formal process to evaluate thoroughly the performance of the Board, its Committees and the individual Directors on an annual basis has been established. The evaluations for the year ended 31 October 2025 have been carried out and took the form of online questionnaires and, where appropriate, interviews. In addition, the Chairman reviewed in respect of each Director their individual performance, contribution and commitment. The appraisal of the Chairman followed the same format and was led by Mr Hine. The results of these evaluations were presented to and discussed by the Board. It was agreed that the composition of the Board reflected a suitable mix of skills and experience, and that the Board, as a whole, and its Committees, continue to function effectively. No material weaknesses were identified.

Board composition

The Board currently consists of four non-executive Directors, all of whom are independent of the Company's Manager.

The Directors' biographies on pages 27 and 28 demonstrate a broad range of investment, professional, commercial and financial skills which enable them to provide effective strategic leadership and proper governance of the Company. Details of the Chairman's other significant time commitments can also be found on page 27.

The composition of the Board is kept under review and further details of the role of the Nomination Committee in this process is provided on page 55.

Diversity

The Board recognises the benefits of diversity at Board level and believes that directors should have a mix of different skills, experience, and backgrounds. A broad range of factors are taken into account when setting an appointment brief and during the search and selection process. The Board believes that all Board appointments must be made on merit, in the context of the skills, experience, independence and knowledge which the Board as a whole requires to be effective.

Listing Rule 9.8.6R (9) requires listed companies to include a statement in their annual reports and accounts in respect of certain targets on board diversity, or if those new targets have not been met to disclose the reasons for this.

In respect of the Board's diversity, at 31 October 2025, there were three male Directors and one female Director on the Board, which falls short of the target for at least 40% female representation on boards set by the UK Government backed FTSE Women Leaders Review. Therefore as at the date of this report, the Board is moving towards the 40% target, with 25% female representation on the Board. At present the Board does not contain any representation from ethnic minorities and does not meet the criteria that at least one board member should be from a non-white ethnic background, as defined by the Office of National Statistics criteria. While it is the Board's policy that the appointment of non-executive directors will be made on merit and the best person for the role, the Board continues to take into account the benefits of having a diverse range of experience, skills, perspectives, opinions and backgrounds, including gender and ethnicity.

Further information on the composition and diversity of the Board and its Committees as at the date of this report can be found in the disclosure table which follows below:

Gender	Number of Board members	Percentage of Board	Number of senior roles held[1]
Men	3	75%	2
Women	1	25%	0
Ethnicity[2,3]			
White British (or any other white background)	4	100%	2
Other ethnic group, including Arab	0	0%	0
Black/African/Caribbean/Black British	0	0%	0
Mixed/Multiple Ethnic Groups Asian/Asian British	0	0%	0

[1] According to the Listing Rules, the Chair and Senior Independent Director are defined as senior positions. In addition, the Company considers that the role of the Audit and Management Engagement Chair is a senior position.

[2] Categorisation of ethnicity is stated in accordance with the Office of National Statistics classification.

[3] Columns corresponding to the 'Number in executive management' and 'Percentage of executive management' are not included in the table. These are inapplicable as the Company is externally managed and does not have executive management functions.

Board independence and tenure

The Board's independence, including that of the Chairman, has been considered and all of the Directors are deemed to be independent in character and have no relationships or circumstances which are likely to affect their judgement.

The Board subscribes to the view expressed in the AIC Code that long-serving Directors should not be prevented from forming part of an independent majority. It does not consider that the length of a Director's tenure reduces his or her ability to act independently. The Board's policy on tenure is that continuity and experience add significantly to the strength of the Board and, as such, no limit on the overall length of service of any of the Company's Directors has been imposed, although the Board believes in the merits of periodic and progressive refreshment of its composition.

It is considered that Mr Worsley, who has served as a Director for over nine years, continues to be independent in both character and judgement and exhibits the commitment required to discharge effectively his duty to the Company and to serve the best interest of its shareholders and stakeholders. The Board also considered the independence of Mr Worsley specifically, and has determined that he continues to act in the best interests of shareholders generally and remains independent notwithstanding he has close family ties with a significant shareholder of the Company.

Corporate governance statement
continued

Directors' appointment, retirement and rotation
The provisions relating to the appointment of Directors are set out in the Company's Articles and further details are provided on pages 47 and 48 of the Directors' Report.

The Board has considered the position of each of the Directors as part of the annual evaluation process and believes it would be in the Company's best interests for all of the Directors to stand for re-election at the forthcoming AGM given their broad experience and expertise, level of contribution and ongoing commitment to the Company.

The Directors support a planned and progressive renewing of the Board. The Board's tenure and succession policy seeks to ensure that there is an appropriate balance of skills, knowledge, independence, experience and diversity on the Board. This is achieved through the regular evaluation of both the composition and performance of the Board and, where required, the appointment of new Directors who possess appropriate skills and experience and who are able to commit the necessary time to carry out their duties effectively. Additionally, the Board is mindful of the UK Corporate Governance Code. Further information in respect of Directors tenure can be found in the Corporate Governance Statement on page 53.

Directors' training and induction
When a new Director is appointed to the Board, they will participate in an induction programme and time will be spent with representatives of the Manager. The Director will also be provided with all relevant information regarding the Company including its strategy, policies, operations, and details of third-party service providers.

The Company's policy is to encourage Directors to keep up to date and attend training courses on matters which are directly relevant to their involvement with the Company. The Directors also receive regular briefings from, amongst others, the Auditor and the Company Secretary regarding any proposed developments or changes in laws or regulations that could affect the Company and/or the Directors.

Directors' liability insurance
The Company has maintained appropriate Directors' Liability Insurance cover throughout the year.

Board's responsibilities
The Board's responsibilities are set out on page 26 along with information on the frequency of meetings. The Board may have additional ad hoc meetings to consider particular issues as they arise. Between meetings there is regular contact with the Investment Manager. A formal schedule of matters specifically reserved for decision by the Board has been adopted. The Board is supplied in a timely manner with information in a form and of a quality appropriate to enable it to discharge its duties.

Strategic issues and all operational matters of a material nature are determined by the Board. The Directors have access to the advice and services of the Company Secretary, which is responsible to the Board for ensuring that Board procedures are followed and that it complies with applicable rules and regulations. Where necessary, in the furtherance of their duties, the Directors may seek independent professional advice at the expense of the Company.

Delegation of responsibilities
The Board has delegated the following areas of responsibility:

Management and administration
The management of the investment portfolio and the administration of the Company have been delegated to BlackRock Fund Managers Limited (BFM) as the Company's AIFM, and BFM (with the permission of the Company) has delegated certain investment management and other ancillary services to BlackRock Investment Management (UK) Limited (BIM (UK)), the Investment Manager. The contractual arrangements with, and assessment of, the Manager are summarised on page 46.

The Manager, operating under guidelines determined by the Board, has direct responsibility for the decisions relating to the day-to-day running of the Company and is accountable to the Board for the investment, financial and operating performance of the Company.

The assets of the Company have been entrusted to the Depositary for safekeeping. The Depositary is The Bank of New York Mellon (International) Limited (BNY). The address at which this business is conducted is given on page 110.

The Board has delegated the exercise of voting rights attaching to the securities held in the portfolio to the Manager who has in turn delegated this to the Investment Manager. Details of the Investment Manager's voting policy are set out on page 47.

Much of the Board's corporate governance responsibility is discharged through the Audit, the Management Engagement and the Nomination Committees. These Committees all operate within clearly defined written terms of reference which are available upon request at the Company's registered office. More detail is given below in respect of the individual Committees.

Audit Committee
The Report of the Audit Committee, chaired by Marcus Hine, is contained on pages 63 to 67.

Management Engagement Committee
The Management Engagement Committee, chaired by Graeme Proudfoot, comprises the full Board. The Committee annually reviews the appropriateness of the Manager's continued appointment, together with the terms and conditions thereof.

In addition to reviewing performance, the Manager is also assessed in relation to the quality of the fund management and administration teams, commitment to their investment trust business, strength of relationships with shareholders and the appropriateness of the management contract, including fees.

Remuneration Committee
As stated in the Directors' Remuneration Report on page 58, the full Board determines the level of Directors' fees and accordingly there is no separate Remuneration Committee.

Nomination Committee
The Nomination Committee, chaired by Graeme Proudfoot, comprises the full Board. The Committee meets at least annually to review the structure, size and composition of the Board and its balance of skills, experience, independence, knowledge and diversity. Consideration will also be given to succession planning for Directors, including the Chairman, taking into account the challenges and opportunities facing the Company and the skills and expertise needed for the future. From this evaluation the Committee will consider the appointment of additional Directors. A description of the role would be prepared setting out the capabilities required. The Committee would also take into account the need to have a balance of skills, experience, knowledge, independence and all aspects of diversity, including gender. Any appointments to the Board will be based on merit.

The method of selection, recruitment and appointment will also be agreed by the Committee and the services of external search consultants may be used to identify potential candidates.

Details of the number of scheduled Board and Committee meetings attended by each Director are provided on pages 26 to 28.

Internal controls
The Board is responsible for:

- the Company's systems of internal controls and for reviewing their effectiveness;
- ensuring that financial information, published or used within the business, is reliable; and
- regularly monitoring compliance with regulations governing the operation of investment trusts.

These responsibilities are addressed through the Company's risk register, which sets out the risks relevant to the Company and describes the controls that the Board, the AIFM, the Investment Manager and other third-party service providers have in place to mitigate these risks. The Board has delegated the review of this register to the Audit Committee, which reviews the effectiveness of these internal control systems on an ongoing basis to identify, evaluate and manage the Company's significant risks.

As part of that process, there are procedures designed to capture and evaluate any failings or weaknesses. Should a significant issue be identified, procedures exist to ensure that necessary action is taken to remedy the failings. The Board is not aware of any significant failings or weaknesses arising in the year under review.

Control of the risks identified, covering financial, operational, compliance and risk management, is embedded in the operations of the Manager. There is a monitoring and reporting process to review these controls, which has been in place throughout the year under review and up to the date of this report, carried out by BlackRock's corporate audit department. This accords with the Financial Reporting Council's Guidance on Risk Management and Internal Control.

The Company's risk register sets out the risks relevant to the Company and describes the controls that the Board has in place as well as the internal controls that are in place at the AIFM, the Investment Manager and other third party service providers to mitigate these risks. The Audit Committee formally reviews this register on a semi-annual basis and the Manager will report on any significant issues that have been identified in the period relevant to the risk register.

Corporate governance statement
continued

In addition, BlackRock's internal audit department regularly reports to the Audit Committee on the results of testing performed in relation to BlackRock's internal control processes. The Depositary also reviews the control processes in place at the Custodian, the Fund Accountant and the AIFM and reports formally to the Audit Committee twice yearly.

Both the Manager and the Depositary will escalate issues and report to the Audit Committee outside of these meetings on an ad hoc basis to the extent that this is required.

The Audit Committee also receives regular Service Organisation Control (SOC 1) Reports respectively from BlackRock and The Bank of New York Mellon on the internal controls of their respective operations, together with the opinion of their reporting accountants.

The Board recognises that these control systems can only be designed to manage rather than eliminate the risk of failure to achieve business objectives, and to provide reasonable, but not absolute, assurance against material misstatement or loss, and relies on the operating controls established by the Manager and the Depositary.

The Board receives revenue forecasts and management accounts which allow the Board to assess the Company's activities and review its performance. The Board and the Investment Manager have agreed clearly defined investment criteria, specified levels of authority and exposure limits. Reports on these issues, including performance statistics and investment valuations, are submitted to the Board at each meeting. These reports form part of the documentation used by the Board to determine the appropriateness of adopting the going concern basis for the production of the Company's Annual Report and Financial Statements. Conclusions on the Company's longer-term viability and going concern are set out on pages 37 and 47.

The Company does not have its own internal audit function, as explained in the Report of the Audit Committee on page 63.

Financial reporting

The Statement of Directors' Responsibilities in respect of the Annual Report and Financial Statements is set out on pages 68 and 69, the Independent Auditor's Report on pages 72 to 78 and the statement of going concern on page 47.

Socially responsible investment and ESG considerations

Generally, investment trusts do not employ staff and accordingly have no direct impact on social matters but can be significant investors in the economies of the regions in which they invest. The Board believes that it is important to consider whether investee companies act responsibly in respect of environmental, ethical and social issues. The Manager's evaluation procedures and financial analysis of the companies within the portfolio includes research and appraisal, and also takes into account environmental policies, social, ethical and other business issues. However, the Company invests primarily on financial grounds to meet its stated investment objective. In this regard, the Manager's UK Equities team works closely with their internal Active Investment Stewardship team.

The Manager defines environmental, social, and governance (ESG) integration as the practice of incorporating material ESG information into investment decisions in order to enhance risk-adjusted returns. The Manager can use ESG information when conducting research and due diligence on new investments, and again when monitoring investments in a portfolio. Of course, ESG information is not the sole consideration for investment decisions; instead, the Manager's investment professionals assess a variety of economic and financial indicators, which can include ESG issues, to make investment decisions appropriate for clients' objectives.

The Manager's approach to ESG integration is to broaden the total amount of information its investment professionals consider in order to improve investment analysis, seeking to meet or exceed economic return and financial risk targets.

Further information on responsible investing and ESG matters can be found on page 44 and the Board's policy is set out on pages 30 and 31.

Criminal Finances Act

The Criminal Finances Act 2017 introduced a new corporate criminal offence of "failing to take reasonable steps to prevent the facilitation of tax evasion". The Board has confirmed that it is the Company's policy to conduct all of its business in a transparent and ethical manner. The Board takes a zero-tolerance approach to facilitation of tax evasion.

Bribery prevention policy

The provision of bribes of any nature to third parties in order to gain a commercial advantage is prohibited and is a criminal offence. The Board has a zero-tolerance policy towards bribery and has a commitment to carry out business fairly, honestly and openly. The Board takes seriously its responsibility for the Manager, on its behalf, to prevent bribery and BlackRock has anti-bribery policies and procedures in place which are high level, proportionate and risk based. The Company's service providers have been contacted in respect of their anti-bribery policies and, where necessary, contractual changes are made to existing agreements in respect of anti-bribery provisions.

Communication with shareholders

The Notice of AGM sets out the business of the Meeting and any item not of an entirely routine nature is explained in the Directors' Report on pages 50 and 51. In accordance with corporate governance best practice, separate resolutions are proposed for substantive issues.

The Board encourages all shareholders to attend the AGM. However, if you are unable to attend in person you can still exercise your shareholder rights by voting by proxy. Further information on how to vote electronically can be found on page 105 or you can fill out and return your proxy card. Alternatively, if you hold your shares via an investment platform or nominee you will need to contact them directly to vote your shares at the AGM.

Regular updates on performance are available to shareholders on the Company's website at: www.blackrock.com/uk/brig. The Investment Manager will review the Company's portfolio and performance at the AGM, when the Chairman of the Board and the Chairman of the Audit Committee and representatives of the Investment Manager will be available to answer shareholders' queries. Proxy voting figures will be announced to shareholders at the AGM and will be available on the Company's website shortly after the meeting. In accordance with provisions of the UK Code of Corporate Governance, when, in the opinion of the Board, a significant proportion of votes have been cast against a resolution at any general meeting, the Board will explain, when announcing the results of voting, what actions it intends to take to understand the reasons behind the vote result.

The Board is keen to understand the views of all shareholders and is available to meet shareholders with, or without, representatives of the Manager or Investment Manager being present. There is also a programme of presentations made by the Investment Manager. The Board discusses with the Investment Manager at each Board meeting any feedback from meetings with shareholders and also receives reports from its corporate broker.

The Board welcomes feedback from shareholders and there is also a clear channel for communication between the Board and the Company's shareholders via the Company Secretary. The Company Secretary has no express authority to respond to enquiries addressed to the Board and all communication, other than junk mail, is redirected to the Chairman. Should you wish to contact the Board you can do so by writing to cosec@blackrock.com.

The Company's financial statements, regular factsheets and other information are also published on the BlackRock website at www.blackrock.com/uk/brig. Should you wish to contact the Board you can do so by writing to cosec@blackrock.com.

The work undertaken by the Auditor does not involve consideration of the maintenance and integrity of the website and, accordingly, the Auditor accepts no responsibility for any changes that have occurred to the accounts since they were initially presented on the website. Visitors to the website need to be aware that legislation in the United Kingdom governing the preparation and dissemination of the accounts may differ from legislation in their jurisdiction.

There is also a section within this report entitled "Additional Information – Shareholder Information", on pages 104 to 107, which provides an overview of useful information available to shareholders.

Disclosure guidance and transparency rules

Other information required to be disclosed pursuant to the Disclosure Guidance and Transparency Rules has been placed in the Directors' Report on pages 45 to 51 because it is information which refers to events that have taken place during the course of the year.

For and on behalf of the Board

GRAEME PROUDFOOT
Chairman
27 January 2026

Directors' remuneration report

The Board presents the Directors' Remuneration Report for the year ended 31 October 2025 which has been prepared in accordance with Sections 420-422 of the Companies Act 2006 and the Large and Medium-sized Companies and Groups (Accounts and Reports) Regulations 2008.

The law requires the Company's Auditor to audit certain of the disclosures provided. Where disclosures have been audited, they are indicated as such. The Auditor's opinion is included in their report on pages 72 to 78.

Statement by the Chairman

A key driver of the remuneration policy is that fees payable to Directors should be sufficient to attract and retain individuals with suitable knowledge and experience.

The Company's Directors' Remuneration Policy was last reviewed on 13 January 2026. Following this review, it was agreed that that Directors' fees would be increased to the levels set out in the remuneration policy on page 62. The basis for determining the level of any change in Directors' remuneration is also set out in the remuneration policy on pages 61 and 62. Prior to this increase, Directors' fees were last increased on 1 November 2024. No discretionary fees have been paid to Directors during the year or previous year or since inception and the payment of such fees is expected to be a rare occurrence, only necessary in exceptional circumstances. Any discretionary fees paid to the Directors will be clearly disclosed in the Directors' Remuneration Report accompanied by an explanation of the work undertaken and why it was deemed necessary to pay such additional remuneration.

Remuneration committee

The Board as a whole fulfils the function of the Remuneration Committee and considers any change in the Directors' remuneration policy. A separate Committee has therefore not been established. The Company's Directors are all non-executive and are independent of the Manager. No advice or services were provided by any external agencies or third parties.

Implementation of the Remuneration Policy

The Directors intend that the Remuneration Policy will be implemented as set out on pages 61 and 62.

Remuneration/service contracts

The maximum remuneration of the Directors is determined within the limits of the Company's Articles and currently amounts in aggregate to £150,000. No element of the Directors' remuneration is performance related. The Company has not awarded any share options or long-term performance incentives to any of the Directors. None of the Directors has a service contract with the Company or receives any non-cash benefits or pension entitlements. The terms of their appointment are detailed in an appointment letter issued to them when they join the Board. These letters are available for inspection at the registered office of the Company.

Remuneration implementation report

A single figure for the total remuneration of each Director is set out in the table below for the years ended 31 October 2025 and 2024. The information in the table below has been audited.

	31 October 2025			31 October 2024		
Directors	**Base Salary**	**Taxable benefits**	**Total**	**Base Salary**	**Taxable benefits**	**Total**
	£	**£**	**£**	**£**	**£**	**£**
Graeme Proudfoot[1]	33,750	–	33,750	32,750	–	32,750
Marcus Hine[2]	3,440	–	3,440	–	–	–
Nicholas Gold[3]	9,631	–	9,631	27,000	–	27,000
Charles Worsley[4]	24,250	–	24,250	23,500	–	23,500
Win Robbins[5]	–	–	–	8,305	–	8,305
Chrysoula Zervoudakis[6]	20,995	–	20,995	–	–	–
Total	**92,065**	**–**	**92,065**	**91,555**	**–**	**91,555**

[1] Appointed as a Director on 1 November 2019 and became Chairman on 12 March 2020.

[2] Appointed as a Director and Chairman of the Audit Committee on 16 September 2025.

[3] Appointed as a Director on 17 December 2008 and became Chairman of the Audit Committee on 20 April 2009. Retired as a Director on 6 March 2025.

[4] Appointed as a Director on 19 April 2010.

[5] Appointed as a Director on 15 December 2020 and retired as a Director on 7 March 2024.

[6] Appointed as a Director on 19 December 2024.

No discretionary payments were made in the year to 31 October 2025 (2024: nil).

The information in the table on the previous page and the accompanying narrative has been audited. The amounts paid by the Company to the Directors were for services as non-executive Directors. As at 31 October 2025, fees of £9,000 (2024: £7,000) were outstanding to Directors in respect of their annual fees.

Relative importance of spend on pay

As the Company has no employees, the table below also comprises the total remuneration costs and benefits paid by the Company. To enable shareholders to assess the relative importance of spend on pay, this has been shown in the table below compared to the Company's net profit after taxation, total operating expenditure and dividend distributions.

	2025 £'000	2024 £'000	Change £'000
Directors' total remuneration	92	92	–
Dividends paid and payable	1,459	1,497	-38
Return after taxation (capital and income)	5,848	6,835	-987
Buy back of ordinary shares	1,413	1,700	-287

Annual percentage change in Directors' remuneration

The following table sets out the annual percentage change in Directors' fees for the year to 31 October 2025:

Chairman	3.1%
Audit Committee Chairman	3.3%
Director	3.2%

As previously noted, the Company does not have any employees and hence no comparisons are given in respect of the comparison between Directors' and employees' pay increases.

Annual percentage change in Directors' remuneration

The following table sets out the annual percentage change in Directors' fees for the past five years:

	31 October 2025	31 October 2024	31 October 2023	31 October 2022	31 October 2021
Graeme Proudfoot[1]	3.1%	3.1%	3.3%	3.4%	19.0%
Marcus Hine[2]	n/a	n/a	n/a	n/a	n/a
Charles Worsley[3]	3.2%	4.4%	4.7%	4.9%	0.0%
Chrysoula Zervoudakis[4]	n/a	n/a	n/a	n/a	n/a
Nicholas Gold[5]	-64.3%	3.8%	4.0%	4.2%	0.0%

[1] Appointed as a Director on 1 November 2019 and became Chairman on 12 March 2020.
[2] Appointed as a Director and Chairman of the Audit Committee on 16 September 2025.
[3] Appointed as a Director on 19 April 2010.
[4] Appointed as a Director on 19 December 2024.
[5] Appointed as a Director on 17 December 2008 and became Chairman of the Audit Committee on 20 April 2009. Retired as a Director on 6 March 2025.

Directors' remuneration report
continued

Shareholdings
The interests of the Directors in the ordinary shares of the Company, as at 31 October 2025, are set out in the table below. The Company does not have a share option scheme, therefore none of the Directors has an interest in any share options in the Company. There is no requirement for Directors to hold shares in the Company.

	As at 31 October 2025	As at 31 October 2024
Graeme Proudfoot (Chairman)	80,000	80,000
Marcus Hine[1]	Nil	–
Charles Worsley[2]	987,539	987,539
Chrysoula Zervodakis[3]	9,803	–
Nicholas Gold[4]	N/a	43,175

[1] Appointed as a Director on 16 September 2025.
[2] Including a non-beneficial interest in 655,500 ordinary shares.
[3] Appointed as a Director on 19 December 2024.
[4] Retired as a Director on 6 March 2025.

The information in the table above has been audited.

All of the holdings of the Directors are beneficial, other than where stated in the footnote above. No changes to these holdings have been notified up to the date of this report.

Retirement of directors
The Company is in compliance with the provisions of the UK Corporate Governance Code in respect of the tenure of Directors.

Further details are given in the Directors' Report on pages 47 and 48.

Performance
The following graph compares the Company's NAV and share price total returns to ordinary shareholders compared with the total return of the FTSE All-Share Index, the Company's Benchmark Index, over the ten years to 31 October 2025.

Performance from 1 November 2015 to 31 October 2025

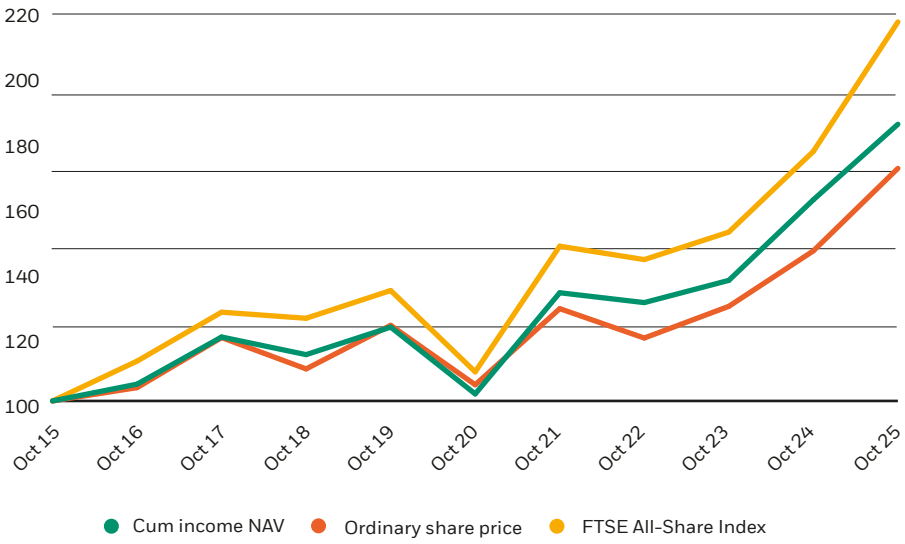

Sources: BlackRock and LSEG Datastream.
Performance with dividends reinvested in Sterling terms, rebased to 100 at 1 November 2015.

For and on behalf of the Board

GRAEME PROUDFOOT
Chairman
27 January 2026

Directors' remuneration policy

In setting the appropriate level of Directors' fees, a number of factors are considered, including the workload of the Directors, their responsibilities, any change in these responsibilities and additional legal duties (for example as a result of new legislation being implemented), the relationship with their suppliers (primarily the Company's third-party service providers) and the size and complexity of the Company. The time commitment required, the level of skills and appropriate experience required and the need for Directors to maintain on an ongoing basis an appropriate level of knowledge of regulatory and compliance requirements in an industry environment of increasing complexity are also taken into account.

The Board also considers the average rate of inflation during the period since the last fee increase and reviews the level of remuneration in comparison with other investment trusts of a similar size and/or mandate, as well as taking account of any data published by the Association of Investment Companies to ensure that fees are in line with industry practice. This comparison, together with consideration of any alteration in non-executive Directors' responsibilities, is used to review whether any change in remuneration is necessary. The review is performed on an annual basis. The Board is aware of the need to avoid any potential conflicts of interest and has therefore agreed a mechanism by which no Director is present when his or her own pay is being considered.

The Company has no employees and consequently no consideration is required to be given to employment conditions elsewhere in setting this policy and there has been no employee consultation.

No element of the Directors' remuneration is performance related or subject to recovery or withholding (except for tax). Directors cannot be awarded any share options or long-term performance incentives. None of the Directors has a service contract with the Company or receives any non-cash benefits (except as described in the policy table), pension entitlements or compensation for loss of office.

The remuneration policy would be applied when agreeing the remuneration package of any new director. The terms of Directors' appointment are detailed in a letter sent to them when they join the Board. These letters are available for inspection at the registered office of the Company. Directors' appointments do not have a fixed duration, but they can be terminated by the Company in writing at any time without obligation to pay compensation. On termination of the appointment, Directors shall only be entitled to accrued fees as at the date of termination together with reimbursement of any expenses properly incurred prior to that date. No payments for loss of office are made. Directors are also subject to re-election at least every three years and, if not elected, their appointment ceases immediately. However, in accordance with the UK Corporate Governance Code the Board has agreed that all Directors will, being eligible, stand for re-election annually, unless they have otherwise agreed to step down from the Board. The continuation of an appointment is contingent on a satisfactory performance evaluation and re-election by shareholders at the AGM.

Consideration of shareholders' views

In accordance with applicable law and regulation, an ordinary resolution to approve the remuneration report is put to shareholders at each AGM, and shareholders have the opportunity to express their views and raise any queries in respect of remuneration policy at this meeting. The Company last obtained shareholder approval for its remuneration policy at the AGM held on Thursday, 7 March 2023. It is the intention of the Board that the current Remuneration Policy will continue to apply for three years. In accordance with the Companies Act 2006, the remuneration policy is subject to a triennial binding shareholder vote and as such it will next be laid before shareholders at the forthcoming AGM in 2026.

At the Company's AGM held on 7 March 2023, 99.23% (including votes cast at the Chairman's discretion) were in favour of the resolution to approve the remuneration policy. In addition, 99.70% of votes cast were in favour of the resolution to approve the Directors' remuneration report in respect of the year ended 31 October 2023 and 0.30% against.

Any discretionary fees paid to the Directors will be clearly disclosed in the Directors' Remuneration Report accompanied by an explanation of the work undertaken.

Directors' remuneration policy

continued

Policy table

Purpose and link to strategy	Fees payable to Directors should be sufficient to attract and retain individuals of high calibre with suitable knowledge and experience. Those chairing the Board and key Committees should be paid higher fees than other Directors in recognition of their more demanding roles. Fees should reflect the time spent by Directors on the Company's affairs and the level of complexity of responsibilities borne by the Directors.
Description	Levels of fixed annual fee with effect from 1 November 2025 Chairman – £34,750 Audit Committee Chairman – £28,750 Directors – £25,000 All reasonable expenses to be reimbursed
Maximum levels	Remuneration consists of a fixed fee each year, set in accordance with the stated policies and any increase granted must be in line with the stated policies. The Company's Articles of Association set a limit of £150,000 in respect of the total aggregate remuneration that may be paid to Directors in any financial year. In addition, the Directors propose a limit of £10,000 in relation to the maximum that may be paid in respect of taxable benefits. These ceilings have been set at a level to provide flexibility in respect of the recruitment of additional Board members and inflation.
Policy on share ownership	Directors are not required to own shares in the Company, although all Directors, with the exception of Mr Hine who joined the Board on 16 September 2025, are currently shareholders.
Fixed fee element	The Board reviews the quantum of Directors' fees each year to ensure that this is in line with the level of Directors' fees for other investment trusts of a similar type. When making recommendations for any changes in fees, the Board will consider factors such as the average rate of inflation over the period since the previous review, and the level and any change in complexity of the Directors' responsibilities (including additional time commitments as a result of increased regulatory or corporate governance requirements). Directors are not eligible to be compensated for loss of office, nor are they eligible for bonuses, pension benefits, share options or other incentives or benefits. Directors do not have service contracts but are appointed under letters of appointment.
Discretionary Payments	The Company's Articles of Association authorise the payment of discretionary fees to Directors for any additional work undertaken on behalf of the Company which is outside of their normal duties. Any such extra work undertaken is subject to the prior approval of the Chairman or, in the case of the Chairman undertaking the extra work, subject to the prior approval of the Chairman of the Audit Committee. The level of discretionary fees shall be determined by the Directors and will be subject to a maximum of £10,000 per annum per Director. Any discretionary fees paid will be disclosed in the Directors' remuneration report within the Annual Report.
Taxable benefits	Certain expenses incurred by Directors are required to be treated as taxable benefits. Taxable benefits comprise, but are not limited to, travel expenses and subsistence incurred by the Directors in the course of travel to attend Board and Committee meetings which are held at the Company's registered office in London, and which are reimbursed by the Company and therefore treated as a benefit in kind and are subject to tax and national insurance. The Company's policy in respect of this element of remuneration is that all reasonable costs of this nature will be reimbursed as they are incurred, including tax and national insurance costs incurred by the Directors on such expenses.

Report of the audit committee

The Company has established a separately chaired Audit Committee ("the Committee"). As Chairman of the Company's Committee, I am pleased to present the Committee's formal report to shareholders for the year ended 31 October 2025.

Composition

All of the Directors are members of the Committee including the Chairman of the Company which enables him to be kept fully informed of any issues that might arise. The Directors' biographies are provided on pages 27 and 28. The Board considers that at least one member of the Committee has competence in accounting and/or auditing and the Committee as a whole has competence relevant to the sector in which the Company operates and is able to discharge its responsibilities effectively.

Role and responsibilities

The Committee meets at least twice a year prior to the Board meetings to approve the half-yearly and annual results and to review and consider the effectiveness of the internal control and risk management processes of the Company's third-party service providers. The Committee also considers whether it is necessary to hold additional meetings during the year and will do so where required.

The Committee operates within written terms of reference which are available at www.blackrock.com/uk/brig. The Committee's principal duties, as set out in the terms of reference, fall into six main categories, as set out below. In accordance with these duties the principal activities of the Committee during the year included:

Internal controls, financial reporting and risk management systems

- monitoring and assessing the adequacy and effectiveness of the Company's internal financial controls and the internal control and risk management systems;
- reasonably satisfying itself that such systems meet relevant legal and regulatory requirements;
- monitoring the integrity of the financial statements;
- reviewing the consistency of, and any changes to, accounting policies;
- reviewing the Half Yearly and Annual Report and Financial Statements to ensure that the Company's results and financial position are represented accurately and fairly to shareholders;
- reviewing semi-annual reports from the Manager on its activities as AIFM; and
- reviewing semi-annual reports from the Depositary on its activities.

Internal audit

The Company does not have its own internal audit function, as all administration is delegated to the Manager. The Board considers that it is sufficient to rely on the internal audit function of BlackRock. The requirement for an internal audit function is kept under review. The external auditor obtains an understanding of the internal controls in place at both the Manager and Fund Accountant by analysing the relevant internal control reports issued by their independent auditors.

External audit

- making recommendations to the Board, to be put to shareholders for approval at the Annual General Meeting (AGM) in relation to the appointment, reappointment and removal of the Company's external Auditor;
- overseeing the relationship with the external Auditor;
- reviewing the scope, execution, results and cost effectiveness of the external audit and the independence and objectivity of the external auditor;
- meeting with the external Auditor and at least once without management being present;
- reviewing and approving the annual audit plan;
- reviewing and approving the audit and non-audit fees payable to the external auditor and the terms of its engagement;
- reviewing the findings of the audit with the external Auditor, including any major issues which arose during the audit; any accounting and audit judgements and the level of errors identified during the audit; and
- reviewing any representation letters requested by the external Auditor before signature by the Board.

Report of the audit committee
continued

Reporting responsibilities
- reporting to the Board on its proceedings and how it has discharged its responsibilities making whatever recommendations it deems appropriate on any area within its remit;
- where requested by the Board, providing an opinion on whether, taken as a whole, the Annual Report and Financial Statements are fair, balanced and understandable and provide the information necessary for shareholders to assess the Company's position and performance, business model and strategy; and
- compiling a report on its activities to be included in the Annual Report and Financial Statements.

Whistleblowing and fraud
- reviewing the adequacy and security of the Investment Manager's arrangements for its employees and contractors to raise concerns, in confidence about possible wrongdoing in financial reporting or other matters insofar as they affect the Company.

United Kingdom Single Electronic Format regulatory technical standard (UKSEF)
We paid special attention to the preparation of our financial statements in digital form under the UKSEF taxonomy and regulatory technical standard. We made sure the necessary procedures had been completed by all parties, including the technical accounting team of the Manager, our Fund Accountant, The Bank of New York Mellon (International) Limited (BNY) and a specialist information technology provider.

Significant issues considered regarding the Annual Report and Financial Statements
During the year, the Committee considered a number of significant issues and areas of key audit risk in respect of the Annual Report and Financial Statements. The Committee reviewed the external audit plan at an early stage and concluded that the appropriate areas of audit risk relevant to the Company had been identified and that suitable audit procedures had been put in place to obtain reasonable assurance that the financial statements as a whole would be free of material misstatements. The table below sets out the key areas of risk identified by the Committee and also explains how these were addressed by the Committee. As the provision of portfolio valuation, fund accounting and administration services is delegated to the Company's Investment Manager, which sub-delegates fund accounting to The Bank of New York Mellon (International) Limited (BNY), and the provision of depositary services which is also contracted to The Bank of New York Mellon (International) Limited (BNY), the Committee has also reviewed the Service Organisation Control (SOC 1) reports prepared by BlackRock and The Bank of New York Mellon (International) Limited (BNY). This enables the Committee to ensure that the control procedures in place over the areas of risk identified in the table above are adequate and appropriate and have been designated as operating effectively by their reporting auditor.

Significant issue

The accuracy of the valuation of the investment portfolio

How the issue was addressed
Listed investments are valued using stock exchange prices from third party vendors. The Board and the Committee reviews detailed portfolio valuations on a regular basis throughout the year and receives confirmation from the Manager that the pricing basis is appropriate, in line with relevant accounting standards as adopted by the Company and that the carrying values are materially correct. The Board also relies on the Manager's and Fund Accountant's controls which are documented in their internal controls reporting (SOC1s), which are reviewed by the Committee.

Significant issue

The risk of misappropriation of assets and unsecured ownership of investments

How the issue was addressed
The Depositary is responsible for financial restitution for the loss of financial investments held in custody. The Board and the Committee reviews reports from its service providers on key controls over the assets of the Company. Any significant issues are reported by the Manager to the Board and the Committee. The AIFM has put in place procedures to ensure that investments can only be made to the extent that the appropriate contractual and legal arrangements are in place to protect the Company's assets.

Significant issue

The risk that income is overstated, incomplete or inaccurate through failure to recognise proper income entitlements or to apply the appropriate accounting treatment for recognition of income

How the issue was addressed

The Board and the Committee reviews income forecasts, including special dividends, and receives explanations from the Investment Manager for any variations or significant movements from previous forecasts and prior year figures. The Committee also reviews the facts and circumstances of all special dividends to determine the revenue/capital treatment.

Auditor and audit tenure

The Company's Auditor, Ernst & Young LLP, first acted in this role for the year ended 31 October 2024. The appointment of the Auditor is reviewed each year and the audit partner changes at least every five years. The current audit partner is Mr Matthew Price who has been the audit partner since the financial year commencing 1 November 2023.

The Committee is mindful of the regulations on mandatory auditor rotation which require the appointment of a new auditor or perform an audit tender every ten years. As a result, the Company carried out a formal tender process in September 2023 and Ernst & Young LLP was appointed as the Company's new independent auditor for the year ended 31 October 2024. The Committee will continue to review the auditors' appointment each year to ensure that the Company is receiving an optimal level of service. There are no contractual obligations that restrict the Company's choice of auditors. The Committee is responsible for overseeing the relationship with the external auditors and for considering their terms of engagement, remuneration, effectiveness, independence and continued objectivity. The Committee reviews annually the audit requirements of the Company, for the business and in the context of the external environment, placing great importance on ensuring a high quality, effective external audit process.

The Company's policy on non-audit services is set out in full in the Committee's terms of reference which are available on the Company's website at www.blackrock.com/uk/brig. In the years to 31 October 2025 and 2024 the Auditor did not provide any non-audit services to the Company.

Assessment of the effectiveness of the external audit process

The Committee has primary responsibility for assessing the effectiveness of the external audit process and for making recommendations to the Board on the appointment, reappointment or removal of the external auditor. It considers the planning, scope, quality of performance and cost effectiveness of the external audit and the independence and objectivity of the external auditor. The Committee reviews and approves the external audit plan in advance of the audit and throughout the year, any non-audit services proposed to be performed by the external auditor. The external audit plan includes an analysis of the key audit risks and calculations of audit materiality, which the Committee considers in forming its assessment of key risks to the Company's financial statements.

Members of the Committee work closely with the Investment Manager to obtain a good understanding of the progress and efficiency of the audit. The Committee has adopted a formal framework to review the effectiveness of the external audit process and audit quality. This includes a review of the following areas:

- the quality of the audit engagement partner and the audit team;
- the expertise of the audit firm and the resources available to it;
- identification of areas of audit risk;
- planning, scope and execution of the audit;
- consideration of the appropriateness of the level of audit materiality adopted;
- the role of the Board, the Manager and other third-party service providers in an effective audit process;
- communication by the Auditor with the Committee; monitoring and reviewing the supply of any non-audit services, taking into account relevant ethical guidelines regarding the provision of such services;

- how the Auditor supports the work of the Committee;
- a review of the independence and objectivity of the audit firm; and
- the quality of the formal audit report to shareholders.

Feedback in relation to the audit process and the effectiveness of the Manager in performing its role is also sought from relevant parties, including the audit partner and team.

The external Auditor is invited to attend the Committee meetings at which the Half Yearly and Annual Report and Financial Statements are considered and at which they have the opportunity to meet with the Committee without representatives of the Manager or Investment Manager being present. The effectiveness of the Committee and the Investment Manager in the external audit process is assessed principally in relation to the timely identification and resolution of any process errors or control breaches that might impact the Company's net asset values and accounting records. It is also assessed by reference to how successfully any issues in respect of areas of accounting judgement are identified and resolved; the quality and timeliness of papers analysing these judgements; the Committee and the Investment Manager's approach to the value of the independent audit; and the booking of any audit adjustments and the timely provision of draft public documents for review by the Auditor and the Committee.

To form a conclusion regarding the independence of the external Auditor, the Committee considers whether the skills and experience of the Auditor make it a suitable supplier of any non-audit services and whether there are safeguards in place to ensure that there is no threat to their objectivity and independence in the conduct of the audit resulting from the provision of any such services. On an annual basis, Ernst & Young LLP has reviewed the independence of its relationship with the Company and reports to the Committee providing details of any other relationships with the Manager.

As part of this review, the Auditor will provide the Committee with information about policies and processes for maintaining independence and monitoring compliance with relevant requirements. This includes information on the rotation of audit staff and partners, the level of fees that the Company pays in proportion to the overall fee income of the firm, details of any relationships between the audit firm, its staff and the Company as well as an overall confirmation from the Auditor of its independence and objectivity. As a result of this review, the Committee has concluded, that Ernst & Young LLP is independent of the Company and the Manager.

Conclusions in respect of the Annual Report and Financial Statements

The production and the Audit of the Company's Annual Report and Financial Statements is a comprehensive process requiring input from a number of different contributors. In order to reach a conclusion that the Annual Report and Financial Statements are fair, balanced and understandable, the Board has requested that the Committee advise on whether these criteria are satisfied. In doing so, the Committee has given consideration to the following:

- the comprehensive control framework over the production of the Annual Report and Financial Statements;
- the extensive levels of review that are undertaken in the production process by the Manager, the Fund Accountant and Depositary, and the Committee;
- the Manager and other third-party service providers controls to ensure the completeness and accuracy of the Company's financial records and the security of the Company's assets; and
- the existence of satisfactory Service Organisation Control reports to verify the effectiveness of the internal controls BlackRock, and The Bank of New York Mellon (International) Limited (BNY), the Custodian, Depositary and Fund Accountant, relevant to the Company's accounting records and production of the annual report and accounts.

The Committee has reviewed the Annual Report and Financial Statements and is satisfied that, taken as a whole, they are fair, balanced and understandable and provide shareholders with the information necessary to assess the Company's position, performance, business model and strategy. In reaching this conclusion, the Committee has assumed that the reader of the Annual Report and Financial Statements would have a reasonable level of knowledge of investments in general and of investment trusts in particular. The Committee has reported on these findings to the Board who affirm the Committee's conclusions in the Statement of Directors' Responsibilities in respect of the Annual Report and Financial Statements on pages 68 and 69.

MARCUS HINE
Chairman of the Audit Committee
27 January 2026

Statement of Directors' responsibilities in respect of the Annual Report and Financial Statements

The Directors are responsible for preparing the Annual Report and Financial Statements in accordance with applicable United Kingdom law and regulations. Company law requires the Directors to prepare financial statements for each financial year. Under that law the directors have elected to prepare the financial statements in accordance with United Kingdom Generally Accepted Accounting Practice (United Kingdom Accounting Standards and applicable law), including Financial Reporting Standard FRS 102 The Financial Reporting Standard applicable in the UK and Republic of Ireland ("FRS 102").

Under company law, the Directors must not approve the financial statements unless they are satisfied that they give a true and fair view of the state of affairs of the Company as at the end of each financial year and of the profit or loss of the Company for that year.

In preparing these financial statements, the Directors are required to:

- present fairly the financial position, financial performance and cash flows of the Company;
- select suitable accounting policies in accordance with Section 10 of FRS 102 and apply them consistently;
- present information, including accounting policies, in a manner that provides relevant, reliable, comparable and understandable information;
- make judgements and accounting estimates that are reasonable and prudent;
- state whether applicable UK Accounting Standards, including FRS 102, have been followed, subject to any material departures disclosed and explained in the financial statements; and
- prepare the financial statements on the going concern basis unless it is inappropriate to presume that the Company will continue in business.

The Directors are responsible for keeping adequate accounting records that are sufficient to show and explain the Company's transactions and disclose with reasonable accuracy at any time the financial position of the Company and enable them to ensure that the financial statements comply with the Companies Act 2006. They are also responsible for safeguarding the assets of the Company and hence for taking reasonable steps for the prevention and detection of fraud and other irregularities.

The Directors are also responsible for preparing the Strategic Report, the Directors' Report, the Directors' Remuneration Report, the Corporate Governance Statement and the Report of the Audit Committee in accordance with the Companies Act 2006 and applicable regulations, including the requirements of the Listing Rules and the Disclosure Guidance and Transparency Rules.

The Directors have delegated responsibility to the Manager for the maintenance and integrity of the Company's corporate and financial information included on the BlackRock website.

Legislation in the United Kingdom governing the preparation and dissemination of financial statements may differ from legislation in other jurisdictions.

Each of the Directors, whose names are listed on pages 27 and 28, confirm to the best of their knowledge that:

- the financial statements, prepared in accordance with applicable accounting standards, give a true and fair view of the assets, liabilities, financial position and profit or loss of the Company; and
- the Strategic Report contained in the Annual Report and Financial Statements includes a fair review of the development and performance of the business and the position of the Company, together with a description of the principal risks and uncertainties that it faces.

The 2018 UK Corporate Governance Code requires Directors to ensure that the Annual Report and Financial Statements are fair, balanced and understandable. In order to reach a conclusion on this matter, the Board has requested that the Audit Committee advise on whether it considers that the Annual Report and Financial Statements fulfils these requirements. The process by which the Audit Committee has reached these conclusions is set out in the Audit Committee's report on pages 63 to 67. As a result, the Board has concluded that the Annual Report and Financial Statements for the year ended 31 October 2025, taken as a whole, are fair, balanced and understandable and provide the information necessary for shareholders to assess the Company's position and performance, business model and strategy.

For and on behalf of the Board

GRAEME PROUDFOOT
Chairman
27 January 2026





Financial statements

New investment Babcock appears well placed to deliver further upgrades driven by international marine orders, exposure to NATO's rearmament and training initiatives and growth in its nuclear division. The group currently sustains the entirety of the UK's submarine fleet, including the Astute class pictured, and in 2025 secured a Ministry of Defence contract to prepare for the defuelling of four decommissioned Trafalgar-class nuclear-powered attack submarines.

PHOTO COURTESY OF UK MOD / THOMAS MCDONALD

Independent auditor's report

to the members of BlackRock Income and Growth Investment Trust plc

Opinion

We have audited the financial statements of BlackRock Income and Growth Investment Trust plc for the year ended 31 October 2025 which comprise the Income Statement, the Statement of Changes in Equity, the Balance Sheet, the Statement of Cash Flows, and the related notes 1 to 20, including a summary of significant accounting policies. The financial reporting framework that has been applied in their preparation is applicable law and United Kingdom Accounting Standards including FRS 102 "The Financial Reporting Standard applicable in the UK and Republic of Ireland" (United Kingdom Generally Accepted Accounting Practice).

In our opinion, the financial statements:

- give a true and fair view of the company's affairs as at 31 October 2025 and of its profit for the year then ended;
- have been properly prepared in accordance with United Kingdom Generally Accepted Accounting Practice; and
- have been prepared in accordance with the requirements of the Companies Act 2006.

Basis for opinion

We conducted our audit in accordance with International Standards on Auditing (UK) (ISAs (UK)) and applicable law. Our responsibilities under those standards are further described in the Auditor's responsibilities for the audit of the financial statements section of our report. We believe that the audit evidence we have obtained is sufficient and appropriate to provide a basis for our opinion.

Independence

We are independent of the company in accordance with the ethical requirements that are relevant to our audit of the financial statements in the UK, including the FRC's Ethical Standard as applied to public interest entities, and we have fulfilled our other ethical responsibilities in accordance with these requirements.

The non-audit services prohibited by the FRC's Ethical Standard were not provided to the company and we remain independent of company in conducting the audit.

Conclusions relating to going concern

In auditing the financial statements, we have concluded that the directors' use of the going concern basis of accounting in the preparation of the financial statements is appropriate. Our evaluation of the directors' assessment of the company's ability to continue to adopt the going concern basis of accounting included:

- Confirmation of our understanding of the Company's going concern assessment process and engagement with the Directors and the Company Secretary to determine if all key factors were considered in their assessment.
- Inspection of the Directors' assessment of going concern, including the revenue forecast, for the period to 31 January 2027. In preparing the revenue forecast, the Company has concluded that it is able to continue to meet its ongoing costs as they fall due.
- Review of the factors and assumptions, including the impact of the current economic environment, as applied to the revenue forecast and the liquidity assessment of the investments. We considered the appropriateness of the methods used to calculate the revenue forecast and the liquidity assessment and determined, through testing of the methodology and calculations, that the methods, inputs and assumptions utilised are appropriate to be able to make an assessment for the Company.
- Consideration of the mitigating factors included in the revenue forecasts that are within the control of the Company. We reviewed the Company's assessment of the liquidity of investments held and evaluated the Company's ability to sell those investments in order to cover working capital requirements should revenue decline significantly.
- Review of assessment of the risk of breaching the debt covenants as a result of a reduction in the value of the Company's portfolio. We recalculated the Company's compliance with debt covenants in the scenarios assessed by the Directors and performed reverse stress testing in order to identify what factors would lead to the Company breaching the financial covenants.
- Review of the Company's going concern disclosures included in the annual report in order to assess that the disclosures were appropriate and in conformity with the reporting standards.

Based on the work we have performed, we have not identified any material uncertainties relating to events or conditions that, individually or collectively, may cast significant doubt on the company's ability to continue as a going concern for a period to 31 January 2027, which is at least twelve months from the date the financial statements were authorised for issue.

In relation to the company's reporting on how they have applied the UK Corporate Governance Code, we have nothing material to add or draw attention to in relation to the directors' statement in the financial statements about whether the directors considered it appropriate to adopt the going concern basis of accounting.

Our responsibilities and the responsibilities of the directors with respect to going concern are described in the relevant sections of this report. However, because not all future events or conditions can be predicted, this statement is not a guarantee as to the company's ability to continue as a going concern.

Overview of our audit approach

Key audit matters	• Risk of incomplete or inaccurate revenue recognition • Risk of incorrect valuation or ownership of the investment portfolio
Materiality	• Overall materiality of £0.47m (2024: £0.44m) which represents 1% (2024: 1%) of the Company's shareholders' funds

An overview of the scope of our audit

Tailoring the scope

Our assessment of audit risk, our evaluation of materiality and our allocation of performance materiality determine our audit scope for the company. This enables us to form an opinion on the financial statements. We take into account size, risk profile, the organisation of the company and effectiveness of controls, the potential impact of climate change and changes in the business environment when assessing the level of work to be performed. All audit work was performed directly by the audit engagement team.

Climate change

Stakeholders are increasingly interested as to how climate change will impact companies. The Company has determined that the impact of climate change could affect the Company's portfolio. This is explained in the principal and emerging risks section on (pages 33 to 36), which forms part of the "Other information," rather than the audited Financial Statements. Our procedures on these disclosures therefore consisted solely of considering whether they are materially inconsistent with the Financial Statements or our knowledge obtained in the course of the audit or otherwise appear to be materially misstated.

Our audit effort in considering climate change was focused on the adequacy of the Company's disclosures in the financial statements as set out in Note 2 (a) and concluded that there was no further material impact of climate change to be taken into account as the investments are valued based on market pricing as required by FRS 102. In line with FRS 102, investments are valued at fair value, which for the Company are quoted bid prices for investments in active markets. All investments therefore reflect the market participants' view of climate change risk on the investments held by the Company. We also challenged the Directors' considerations of climate change in their assessment of viability and associated disclosures.

Independent auditor's report
continued

Key audit matters

Key audit matters are those matters that, in our professional judgement, were of most significance in our audit of the financial statements of the current period and include the most significant assessed risks of material misstatement (whether or not due to fraud) that we identified. These matters included those which had the greatest effect on: the overall audit strategy, the allocation of resources in the audit; and directing the efforts of the engagement team. These matters were addressed in the context of our audit of the financial statements as a whole, and in our opinion thereon, and we do not provide a separate opinion on these matters.

Risk	Our response to the risk	Key observations communicated to the Audit Committee
Incomplete or inaccurate revenue recognition *As described on page 65 in the Audit Committee Report and as per the accounting policy set out on page 83).* The total revenue for the year to 31 October 2025 was £1.83m (2024: £1.85m), consisting primarily of dividend income from listed equity investments. Additionally, in accordance with the AIC SORP, special dividends received by the Company can be included in either the revenue or capital columns of the Income Statement depending on the commercial circumstances behind the payments. There is a risk of incomplete or inaccurate recognition of revenue through the failure to recognise proper income entitlements or to apply an appropriate accounting treatment.	We obtained an understanding of the Administrator's processes and controls surrounding revenue recognition by performing walkthrough procedures. For 100% of dividends received and accrued, we recalculated the income by multiplying the investment holdings at the ex-dividend date, traced from accounting records, by the dividend per share, which was agreed to an independent data vendor. We also agreed all exchange rates to an independent data vendor and agreed a sample of dividend receipts to bank statements. For 100% of dividends accrued, we reviewed the investee company announcements to assess whether the dividend entitlements arose prior to 31 October 2025. To test completeness of recorded income, we verified that expected dividends for each investee company held during the year had been recorded as income with reference to investee company announcements obtained from an independent data vendor. For all investments held during the year, we reviewed the type of dividends paid with reference to an external data vendor to identify those which were special. We did not identify any special dividends above our testing threshold. We tested one dividend to assess the appropriateness of management classification by reviewing the underlying rationale for the dividend.	The results of our procedures identified no material misstatement in relation to incomplete or inaccurate revenue recognition.

Risk	Our response to the risk	Key observations communicated to the Audit Committee
Risk of incorrect valuation or ownership of the investment portfolio *As described in the Audit Committee Report (page 64); Accounting policies (note 83 to the financial statement page 86).* The valuation of the investment portfolio at 31October 2025 was £49.57m (2024: £45.10m) consisting entirely of listed equities. The valuation of investments held in the investment portfolio is the key driver of the Company's net asset value and total return. Incorrect investment pricing, or failure to maintain proper legal title of the investments held by the Company, could have a significant impact on the portfolio valuation and the return generated for shareholders. The fair value of listed investments is determined using quoted market bid prices at close of business on the last business day of the year.	We obtained an understanding of the Administrator's processes and controls surrounding investment valuation and legal title by performing walkthrough procedures. For all listed investments in the portfolio we compared the market prices and exchange rates applied to an independent pricing vendor and recalculated the investment valuations as at the year end. We inspected the stale pricing reports produced by the Administrator to identify prices that have not changed and verify whether the listed price is valid fair value. Our testing identified no prices which had not changed, and no stale prices were identified. We assessed the liquidity of the investment portfolio through analysing the monthly average trading volume of the investments. We compared the Company's investment holdings at 31 October 2025 to independent confirmations received directly from the Company's Custodian and Depositary.	The results of our procedures identified no material misstatements in relation to the risk of incorrect valuation or ownership of the investment portfolio.

Our application of materiality

We apply the concept of materiality in planning and performing the audit, in evaluating the effect of identified misstatements on the audit and in forming our audit opinion.

Materiality

The magnitude of an omission or misstatement that, individually or in the aggregate, could reasonably be expected to influence the economic decisions of the users of the financial statements. Materiality provides a basis for determining the nature and extent of our audit procedures.

We determined materiality for the company to be £0.47m (2024: £0.44m), which is 1% (2024:1%) of the Company's shareholders' funds. We believe that shareholders' funds provide us with a basis of materiality aligned to the key measure of the Company's performance.

Performance materiality

The application of materiality at the individual account or balance level. It is set at an amount to reduce to an appropriately low level the probability that the aggregate of uncorrected and undetected misstatements exceeds materiality.

On the basis of our risk assessments, together with our assessment of the Company's overall control environment, our judgement was that performance materiality was 75% (2024:50%) of our planning materiality, namely £0.35m (2024: £0.22m). We have set performance materiality at this percentage due to our past experience of the audit that indicates a lower risk of misstatements, both corrected and uncorrected.

Given the importance of the distinction between revenue and capital for investment trusts, we have also applied a separate testing threshold for the revenue column of the Income Statement which is calculated as 5% (2024: 5%) of net revenue before tax. We determined this to be £0.07m (2024: £0.07m).

Independent auditor's report
continued

Reporting threshold

An amount below which identified misstatements are considered as being clearly trivial.

We agreed with the Audit Committee that we would report to them all uncorrected audit differences in excess of £0.02m (2024: £0.02m), which is set at 5% of planning materiality, as well as differences below that threshold that, in our view, warranted reporting on qualitative grounds.

We evaluate any uncorrected misstatements against both the quantitative measures of materiality discussed above and in light of other relevant qualitative considerations in forming our opinion.

Other information

The other information comprises the information included in the annual report set out on pages 1 to 69 and 103 to 126, other than the financial statements and our auditor's report thereon. The directors are responsible for the other information contained within the annual report.

Our opinion on the financial statements does not cover the other information and, except to the extent otherwise explicitly stated in this report, we do not express any form of assurance conclusion thereon.

Our responsibility is to read the other information and, in doing so, consider whether the other information is materially inconsistent with the financial statements or our knowledge obtained in the course of the audit or otherwise appears to be materially misstated. If we identify such material inconsistencies or apparent material misstatements, we are required to determine whether this gives rise to a material misstatement in the financial statements themselves. If, based on the work we have performed, we conclude that there is a material misstatement of the other information, we are required to report that fact.

We have nothing to report in this regard.

Opinions on other matters prescribed by the Companies Act 2006

In our opinion the part of the directors' remuneration report to be audited has been properly prepared in accordance with the Companies Act 2006.

In our opinion, based on the work undertaken in the course of the audit:

- the information given in the strategic report and the directors' report for the financial year for which the financial statements are prepared is consistent with the financial statements; and
- the strategic report and directors' reports have been prepared in accordance with applicable legal requirements.

Matters on which we are required to report by exception

In the light of the knowledge and understanding of the company and its environment obtained in the course of the audit, we have not identified material misstatements in the strategic report or directors' report.

We have nothing to report in respect of the following matters in relation to which the Companies Act 2006 requires us to report to you if, in our opinion:

- adequate accounting records have not been kept, or returns adequate for our audit have not been received from branches not visited by us; or
- the financial statements and the part of the Directors' Remuneration Report to be audited are not in agreement with the accounting records and returns; or
- certain disclosures of directors' remuneration specified by law are not made; or
- we have not received all the information and explanations we require for our audit.

Corporate Governance Statement

We have reviewed the directors' statement in relation to going concern, longer-term viability and that part of the Corporate Governance Statement relating to the company's compliance with the provisions of the UK Corporate Governance Code specified for our review by the UK Listing Rules.

Based on the work undertaken as part of our audit, we have concluded that each of the following elements of the Corporate Governance Statement is materially consistent with the financial statements or our knowledge obtained during the audit:

- Directors' statement with regards to the appropriateness of adopting the going concern basis of accounting and any material uncertainties identified set out on pages 47 and 83;
- Directors' explanation as to its assessment of the company's prospects, the period this assessment covers and why the period is appropriate set out on pages 37 and 38;
- Director's statement on whether it has a reasonable expectation that the Company will be able to continue in operation and meets its liabilities set out on pages 37 and 38;
- Directors' statement on fair, balanced and understandable set out on pages 67 and 69;
- Board's confirmation that it has carried out a robust assessment of the emerging and principal risks set out on page 33;

- The section of the annual report that describes the review of effectiveness of risk management and internal control systems set out on pages 55 and 56; and
- The section describing the work of the Audit Committee set out on pages 63 to 67.

Responsibilities of directors

As explained more fully in the directors' responsibilities statement set out on pages 68 and 69, the directors are responsible for the preparation of the financial statements and for being satisfied that they give a true and fair view, and for such internal control as the directors determine is necessary to enable the preparation of financial statements that are free from material misstatement, whether due to fraud or error.

In preparing the financial statements, the directors are responsible for assessing the company's ability to continue as a going concern, disclosing, as applicable, matters related to going concern and using the going concern basis of accounting unless the directors either intend to liquidate the company or to cease operations, or have no realistic alternative but to do so.

Auditor's responsibilities for the audit of the financial statements

Our objectives are to obtain reasonable assurance about whether the financial statements as a whole are free from material misstatement, whether due to fraud or error, and to issue an auditor's report that includes our opinion. Reasonable assurance is a high level of assurance, but is not a guarantee that an audit conducted in accordance with ISAs (UK) will always detect a material misstatement when it exists. Misstatements can arise from fraud or error and are considered material if, individually or in the aggregate, they could reasonably be expected to influence the economic decisions of users taken on the basis of these financial statements.

Explanation as to what extent the audit was considered capable of detecting irregularities, including fraud

Irregularities, including fraud, are instances of non-compliance with laws and regulations. We design procedures in line with our responsibilities, outlined above, to detect irregularities, including fraud. The risk of not detecting a material misstatement due to fraud is higher than the risk of not detecting one resulting from error, as fraud may involve deliberate concealment by, for example, forgery or intentional misrepresentations, or through collusion. The extent to which our procedures are capable of detecting irregularities, including fraud is detailed below.

However, the primary responsibility for the prevention and detection of fraud rests with both those charged with governance of the company and management.

- We obtained an understanding of the legal and regulatory frameworks that are applicable to the Company and determined that the most significant are United Kingdom Generally Accepted Accounting Practice, the Companies Act 2006, the UK Listing Rules, UK Corporate Governance Code, the Association of Investment Companies' Code and Statement of Recommended Practice, Section 1158 of the Corporation Tax Act 2010 and The Companies (Miscellaneous Reporting) Regulations 2018.
- We understood how BlackRock Income and Growth Investment Trust plc is complying with those frameworks through discussions with the Audit Committee and Company Secretary, review of Board and committee meeting minutes and review of papers provided to the Audit Committee.
- We assessed the susceptibility of the Company's financial statements to material misstatement, including how fraud might occur by considering the key risks impacting the financial statements.
- Based on this understanding we designed our audit procedures to identify non-compliance with such laws and regulations. Our procedures involved review of the Company Secretary's reporting to the directors with respect to the application of the documented policies and procedures and review of the financial statements to ensure compliance with the reporting requirements of the Company.

A further description of our responsibilities for the audit of the financial statements is located on the Financial Reporting Council's website at https://www.frc.org.uk/auditorsresponsibilities. This description forms part of our auditor's report.

Other matters we are required to address

- Following the recommendation from the Audit committee, we were appointed by the Company on 26 November 2024 to audit the financial statements for the year ending 31 October 2024 and subsequent financial periods.

The period of total uninterrupted engagement including previous renewals and reappointments is 2 years, covering the years ending 31 October 2024 to 31 October 2025.

- The audit opinion is consistent with the additional report to the Audit Committee.

Independent auditor's report
continued

Use of our report

This report is made solely to the company's members, as a body, in accordance with Chapter 3 of Part 16 of the Companies Act 2006. Our audit work has been undertaken so that we might state to the company's members those matters we are required to state to them in an auditor's report and for no other purpose. To the fullest extent permitted by law, we do not accept or assume responsibility to anyone other than the company and the company's members as a body, for our audit work, for this report, or for the opinions we have formed.

MATTHEW PRICE (Senior statutory auditor)
For and on behalf of Ernst & Young LLP, Statutory Auditor
London
27 January 2026

Income statement

for the year ended 31 October 2025

	Notes	2025 Revenue £'000	2025 Capital £'000	2025 Total £'000	2024 Revenue £'000	2024 Capital £'000	2024 Total £'000
Net gains on investments held at fair value through profit or loss	10	–	4,888	4,888	–	5,684	5,684
Net gains/(losses) on foreign exchange		–	5	5	–	(4)	(4)
Income from investments held at fair value through profit or loss	3	1,694	–	1,694	1,749	49	1,798
Other income	3	132	–	132	98	–	98
Total income		**1,826**	**4,893**	**6,719**	**1,847**	**5,729**	**7,576**
Expenses							
Investment management fee	4	(23)	(165)	(188)	(24)	(155)	(179)
Other operating expenses	5	(311)	(7)	(318)	(301)	(6)	(307)
Total operating expenses		**(334)**	**(172)**	**(506)**	**(325)**	**(161)**	**(486)**
Net profit before finance costs and taxation		**1,492**	**4,721**	**6,213**	**1,522**	**5,568**	**7,090**
Finance costs	6	(91)	(273)	(364)	(63)	(187)	(250)
Net profit before taxation		**1,401**	**4,448**	**5,849**	**1,459**	**5,381**	**6,840**
Taxation charge	7	(1)	–	(1)	(5)	–	(5)
Net profit after taxation	**9**	**1,400**	**4,448**	**5,848**	**1,454**	**5,381**	**6,835**
Earnings per ordinary share (pence)	**9**	**7.23**	**22.98**	**30.21**	**7.20**	**26.65**	**33.85**

The total columns of this statement represent the Company's profit and loss account. The supplementary revenue and capital accounts are both prepared under guidance published by the Association of Investment Companies (AIC). All items in the above statement derive from continuing operations. No operations were acquired or discontinued during the year. All income is attributable to the equity holders of the Company.

The net profit for the year disclosed above represents the Company's total comprehensive income.

The notes on pages 83 to 100 form part of these financial statements.

Statement of changes in equity

for the year ended 31 October 2025

	Notes	Called up share capital £'000	Share premium account £'000	Capital redemption reserve £'000	Special reserve £'000	Capital reserve £'000	Revenue reserve £'000	Total £'000
For the year ended 31 October 2025								
At 31 October 2024		298	14,819	251	10,682	15,647	2,063	43,760
Total comprehensive income:								
Net profit for the year		–	–	–	–	4,448	1,400	5,848
Transactions with owners, recorded directly to equity:								
Ordinary shares purchased for cancellation	14,15	(7)	–	7	(1,413)	–	–	(1,413)
Share repurchase costs	15	–	–	–	(7)	–	–	(7)
Dividends paid[1]	8	–	–	–	–	–	(1,473)	(1,473)
At 31 October 2025		**291**	**14,819**	**258**	**9,262**	**20,095**	**1,990**	**46,715**
For the year ended 31 October 2024								
At 31 October 2023		307	14,819	242	12,391	10,266	2,131	40,156
Total comprehensive income:								
Net profit for the year		–	–	–	–	5,381	1,454	6,835
Transactions with owners, recorded directly to equity:								
Ordinary shares purchased for cancellation	14,15	(9)	–	9	(1,700)	–	–	(1,700)
Share repurchase costs	15	–	–	–	(9)	–	–	(9)
Dividends paid[2]	8	–	–	–	–	–	(1,522)	(1,522)
At 31 October 2024		**298**	**14,819**	**251**	**10,682**	**15,647**	**2,063**	**43,760**

[1] Interim dividend paid in respect of the six months ended 30 April 2025 of 2.70p per share was declared on 19 June 2025 and paid on 2 September 2025. Final dividend paid in respect of the year ended 31 October 2024 of 4.90p per share was declared on 7 January 2025 and paid on 14 March 2025.

[2] Interim dividend paid in respect of the six months ended 30 April 2024 of 2.70p per share was declared on 20 June 2024 and paid on 3 September 2024. Final dividend paid in respect of the year ended 31 October 2023 of 4.80p per share was declared on 21 December 2023 and paid on 15 March 2024.

For information on the Company's distributable reserves please refer to note 15 on page 92.

The notes on pages 83 to 100 form part of these financial statements.

Balance sheet

as at 31 October 2025

	Notes	2025 £'000	2024 £'000
Non current assets			
Investments held at fair value through profit or loss	10	49,569	45,096
Current assets			
Current tax asset		18	22
Debtors	11	132	972
Cash and cash equivalents	16	3,309	2,515
Total current assets		**3,459**	**3,509**
Current liabilities			
Creditors	12	(197)	(845)
Bank loan	13	(6,116)	(4,000)
Total current liabilities		**(6,313)**	**(4,845)**
Net current liabilities		**(2,854)**	**(1,336)**
Net assets		**46,715**	**43,760**
Equity			
Called up share capital	14	291	298
Share premium account	15	14,819	14,819
Capital redemption reserve	15	258	251
Special reserve	15	9,262	10,682
Capital reserve	15	20,095	15,647
Revenue reserve	15	1,990	2,063
Total shareholders' funds	**9**	**46,715**	**43,760**
Net asset value per ordinary share (pence)	**9**	**245.97**	**222.22**

The financial statements on pages 79 to 100 were approved and authorised for issue by the Board of Directors on 27 January 2026 and signed on its behalf by Mr G Proudfoot, Chairman.

BlackRock Income and Growth Investment Trust plc

Registered in England, No. 4223927

The notes on pages 83 to 100 form part of these financial statements.

Statement of cash flows

for the year ended 31 October 2025

	2025 £'000	2024 £'000
Operating activities		
Net profit before taxation[1]	5,849	6,840
Changes in working capital items:		
Decrease in other receivables (excluding amounts due from brokers)	26	30
(Decrease)/increase in other payables (excluding amounts due to brokers)	(232)	26
Other adjustments:		
Finance costs	364	250
Gains on investments held at fair value through profit or loss	(4,888)	(5,684)
(Gains)/losses on foreign exchange	(5)	4
Special dividends allocated to capital	–	(49)
Sale of investments held at fair value through profit or loss	20,966	18,292
Purchase of investments held at fair value through profit or loss	(20,155)	(14,839)
Refund of withholding tax reclaims	3	–
Net cash inflow from operating activities	**1,928**	**4,870**
Financing activities		
Ordinary shares repurchased into treasury	(1,411)	(1,680)
Share repurchase costs	(7)	(9)
Interest paid	(248)	(250)
Dividends paid	(1,473)	(1,522)
Drawdown of bank loan	2,000	–
Net cash outflow from financing activities	**(1,139)**	**(3,461)**
Increase in cash and cash equivalents	**789**	**1,409**
Effect of foreign exchange rate changes	5	(4)
Cash and cash equivalents	**794**	**1,405**
Cash and cash equivalents at the start of year	2,515	1,110
Cash and cash equivalents at the end of the year	**3,309**	**2,515**
Comprised of:		
Cash at bank	107	260
Cash fund[2]	3,202	2,255
	3,309	**2,515**

[1] Dividends and interest received in cash during the year amounted to £1,730,000 and £129,000 respectively (2024: £1,772,000 and £76,000).

[2] Cash Fund represents funds held on deposit with the BlackRock Institutional Cash Series plc – Sterling Liquid Environmentally Aware Fund.

The notes on pages 83 to 100 form part of these financial statements.

Notes to the financial statements

for the year ended 31 October 2025

1. Principal activity

The Company was incorporated on 29 May 2001 and its principal activity is that of an investment trust company within the meaning of Section 1158 of the Corporation Tax Act 2010.

2. Accounting policies

The principal accounting policies adopted by the Company are set out below.

(a) Basis of preparation

The financial statements have been prepared on a going concern basis in accordance with The Financial Reporting Standard applicable in the UK and Republic of Ireland (FRS 102) and the revised Statement of Recommended Practice – Financial Statements of Investment Trust Companies and Venture Capital Trusts (SORP), issued by the Association of Investment Companies (AIC) in October 2019 and updated in July 2022, and the provisions of the Companies Act 2006.

Substantially, all of the assets of the Company consist of securities that are readily realisable and, accordingly, the Directors are satisfied that the Company has adequate resources to continue in operational existence for the period to 31 January 2027, being a period of at least 12 months from the date of approval of the financial statements, and therefore consider the going concern assumption to be appropriate. The Directors have reviewed compliance with the covenants associated with the bank loan facility, income and expense projections and the liquidity of the investment portfolio in making their assessment.

The Directors have considered the impact of climate change on the value of the investments included in the Financial Statements and have concluded that there was no further impact of climate change to be considered as the investments are valued based on market pricing as required by FRS 102.

None of the Company's other assets and liabilities were considered to be potentially impacted by climate change.

The principal accounting policies adopted by the Company are set out below. Unless specified otherwise, the policies have been applied consistently throughout the year and are consistent with those applied in the preceding year. All of the Company's operations are of a continuing nature.

The Company's financial statements are presented in Sterling, which is the functional currency of the Company and the primary economic environment in which the Company operates. All values are rounded to the nearest thousand pounds (£'000) except where otherwise indicated.

(b) Presentation of Income Statement

In order to better reflect the activities of an investment trust company and in accordance with guidance issued by the AIC, supplementary information which analyses the Income Statement between items of a revenue and a capital nature has been presented alongside the Income Statement.

(c) Segmental reporting

The Directors are of the opinion that the Company is engaged in a single segment of business being investment business.

(d) Income

Dividends receivable on equity shares are treated as revenue for the year on an ex-dividend basis. Where no ex-dividend date is available, dividends receivable on or before the year end are treated as revenue for the year. Provisions are made for dividends not expected to be received.

Special dividends are recognised on an ex-dividend basis and treated as capital or revenue depending on the facts or circumstances of each particular dividend.

Dividends are accounted for in accordance with Section 29 of FRS 102 on the basis of income actually receivable, without adjustment for tax credits attaching to the dividend. Dividends from overseas companies continue to be shown gross of withholding tax.

Deposit interest receivable and interest income from the Cash Fund are accounted for using the effective interest method in accordance with Section 11 of FRS 102. Underwriting commission is recognised when the issue underwritten closes.

Where the Company has elected to receive its dividends in the form of additional shares rather than in cash, the cash equivalent of the dividend is recognised as revenue. Any excess in the value of the shares received over the amount of the cash dividend is recognised in capital.

Notes to the financial statements
continued

2. Accounting policies continued

(e) Expenses

All expenses, including finance costs, are accounted for on an accruals basis. Expenses have been charged wholly to the revenue account of the Income Statement, except as follows:

- expenses which are incidental to the acquisition or sale of an investment are charged to the capital account of the Statement of Comprehensive Income. Details of transaction costs on the purchases and sales of investments are disclosed in note 10, on page 90;
- expenses are treated as capital where a connection with the maintenance or enhancement of the value of the investments can be demonstrated; and
- the investment management fee and finance costs have been allocated 25% to the revenue account and 75% to the capital account of the Income Statement in line with the Board's expected long-term split of returns, in the form of capital gains and income respectively, from the investment portfolio.

(f) Taxation

The tax expense represents the sum of the tax currently payable and deferred tax. The tax currently payable is based on the taxable profit for the year. Taxable profit differs from net profit as reported in the Income Statement because it excludes items of income or expenses that are taxable or deductible in other years and it further excludes items that are never taxable or deductible. The Company's liability for current tax is calculated using tax rates that were applicable at the balance sheet date.

The current tax effect of different items of expenditure is allocated between capital and revenue on the marginal basis using the Company's effective rate of corporation tax for the accounting period.

Deferred taxation is recognised in respect of all timing differences at the financial reporting date, where transactions or events that result in an obligation to pay more taxation in the future or right to less taxation in the future have occurred at the balance sheet date. Deferred taxation is measured on a non-discounted basis, at the average tax rates that are expected to apply in the periods in which the timing differences are expected to reverse based on tax rates and laws that have been enacted or substantively enacted by the balance sheet date. This is subject to deferred taxation assets only being recognised if it is considered more likely than not that there will be suitable profits from which the future reversal of the timing differences can be deducted.

(g) Investments held at fair value through profit or loss

The Company's investments are classified as held at fair value through profit or loss in accordance with Sections 11 and 12 of FRS 102 and are managed and evaluated on a fair value basis in accordance with its investment strategy.

All investments are classified upon initial recognition as held at fair value through profit or loss. Purchases of investments are recognised on a trade date basis. Sales are recognised at the trade date of the disposal.

The fair value of the financial investments is based on their quoted bid price at the balance sheet date on the exchange on which the investment is quoted, without deduction for the estimated future selling costs. Unquoted investments are valued by the Directors at fair value using International Private Equity and Venture Capital Valuation Guidelines. This policy applies to all current and non-current asset investments of the Company.

Changes in the value of investments held at fair value through profit or loss and gains and losses on disposal are recognised in the Income Statement as 'Gains or losses on investments held at fair value through profit or loss'. Also included within this heading are transaction costs in relation to the purchase or sale of investments.

The fair value hierarchy consists of the following three levels:

Level 1 – Quoted market price for identical instruments in active markets.

Level 2 – Valuation techniques using observable inputs.

Level 3 – Valuation techniques using significant unobservable inputs.

(h) Debtors

Debtors include sales for future settlement, other debtors and prepayments and accrued income in the ordinary course of business. If collection is expected in one year or less, they are classified as current assets. If not, they are presented as non-current assets.

(i) Creditors
Creditors include purchases for future settlement, interest payable, share buyback costs and accruals in the ordinary course of business. Creditors are classified as creditors – amounts due within one year if payment is due within one year or less (or in the normal operating cycle of business if longer). If not, they are presented as creditors – amounts due after more than one year.

(j) Dividends payable
Under Section 32 of FRS 102, final dividends should not be accrued in the financial statements unless they have been approved by shareholders before the balance sheet date. Dividends payable to equity shareholders are recognised in the Statement of Changes in Equity when they have been approved by shareholders and have become a liability of the Company. Interim dividends are only recognised in the financial statements in the period in which they are paid.

(k) Cash and cash equivalents
Cash comprises cash in hand and on demand deposits. Cash equivalents include short-term, highly liquid investments, that are readily convertible to known amounts of cash and that are subject to an insignificant risk of changes in value.

The investment in the BlackRock Institutional Cash Series plc - Sterling Liquid Environmentally Aware Fund has been presented in the financial statements as a cash equivalent as it is held for short-term cash management purposes.

(l) Foreign currency translation
In accordance with Section 30 of FRS 102, the Company is required to nominate a functional currency being the currency in which the Company predominately operates. The functional and reporting currency is Sterling, reflecting the primary economic environment in which the Company operates. Transactions in foreign currencies are translated into Sterling at the rates of exchange ruling on the date of the transaction. Foreign currency monetary assets and liabilities and non-monetary assets held at fair value are translated into Sterling at the rates of exchange ruling at the balance sheet date. Profits and losses thereon are recognised in the capital account of the Income Statement and taken to the capital reserve.

(m) Share repurchases, share reissues and new share issues
Shares repurchased and subsequently cancelled – share capital is reduced by the nominal value of the shares repurchased and the capital redemption reserve is correspondingly increased in accordance with Section 733 of the Companies Act 2006. The full cost of the repurchase is charged to the special reserve.

Shares repurchased and held in treasury – the full cost of the repurchase is charged to the special reserve.

Where treasury shares are subsequently reissued:

- amounts received to the extent of the repurchase price are credited to the special reserve and capital reserve based on a weighted average basis of amounts utilised from these reserves on repurchases; and
- any surplus received in excess of the repurchase price is taken to the share premium account.

Where new shares are issued, the par value is taken to called up share capital and amounts received to the extent of any surplus received in excess of the par value are taken to the share premium account.

Costs on issuance of new shares are charged to the share premium account. Costs on share reissues are charged to the special reserve and capital reserve.

(n) Bank borrowings
Bank loans are recorded as the proceeds received. Finance charges are accounted for on an accruals basis in the Income Statement.

(o) Critical accounting judgement and key sources of estimation uncertainty
The Board makes estimates and assumptions concerning the future. The resulting accounting estimates and assumptions will, by definition, seldom equal the related actual results. Estimates and judgements are regularly evaluated and are based on historical experience and other factors, including expectations of future events that are believed to be reasonable under the circumstances. There are no critical accounting judgements or estimates and the Directors do not believe that any accounting judgements or estimates have a significant risk of causing a material adjustment to the carrying amount of assets and liabilities within the next financial year.

Notes to the financial statements

continued

3. Income

	2025 £'000	2024 £'000
Investment income:		
UK dividends	1,531	1,547
UK special dividends	28	42
UK property income distributions	71	62
Dividends from UK REITs[1]	38	17
Overseas dividends	26	81
Total investment income	**1,694**	**1,749**
Other income:		
Interest from Cash Fund	126	85
Deposit interest	4	3
Underwriting commission	2	10
Total other income	**132**	**98**
Total	**1,826**	**1,847**

[1] REITs - real estate investment trusts.

Dividends and interest received in cash during the year amounted to £1,730,000 and £129,000 respectively (2024: £1,772,000 and £76,000).

Special dividends of £28,000 (2024: £42,000) have been recognised in income and special dividends of £nil (2024: £49,000) have been recognised in capital during the year.

4. Investment management fee

	2025			2024		
	Revenue £'000	Capital £'000	Total £'000	Revenue £'000	Capital £'000	Total £'000
Investment management fee	59	176	235	58	173	231
Investment management fee rebate	(36)	(11)	(47)	(34)	(18)	(52)
Total	**23**	**165**	**188**	**24**	**155**	**179**

Under the terms of the investment management agreement, BFM is entitled to a fee of 0.6% per annum of the Company's quarter end market capitalisation. The investment management fee is allocated 25% to the revenue account and 75% to the capital account. There is no additional fee for company secretarial and administration services.

In addition, effective from 1 November 2023, the Company is entitled to a rebate from the investment management fee charged by the Manager in the event the Company's ongoing charges exceed the cap of 1.15% per annum of average daily net assets. The amount of rebate accrued for the year ended 31 October 2025 amounted to £47,000 (year ended 31 October 2024: £52,000). The rebate, if any, is offset against management fees and is allocated between revenue and capital in the ratio of the total of investment management fees and other operating expenses ongoing charges (as defined on page 117) allocated between revenue and capital during the year.

5. Other operating expenses

	2025 £'000	2024 £'000
Allocated to revenue:		
Custody fees	1	1
Depositary fees	5	5
Audit fees[1]	60	60
Registrars' fee	35	27
Directors' emoluments[2]	92	92
Marketing fees	13	18
Printing and postage fees	33	47
Legal and professional fees	22	24
London Stock Exchange fee	13	13
FCA fee	8	8
Prior year expenses written back[3]	(10)	(25)
Other administration costs	39	31
Total revenue expenses	**311**	**301**
Allocated to capital:		
Custody transaction costs[4]	7	6
Total capital expenses	**7**	**6**
Total	**318**	**307**

	2025 %	2024 %
Ongoing charges[5]	1.15	1.15

[1] No non-audit services were provided by the Company's auditors (2024: none).

[2] Further information on Directors' emoluments can be found in the Directors' Remuneration Report on pages 58 to 60. The Company has no employees.

[3] Relates to legal and professional fees and other administration costs written back in the year ended 31 October 2025 (2024: legal and professional fees, printing and postage fees and other administration costs).

[4] For the year ended 31 October 2025, expenses of £7,000 (2024: £6,000) were charged to the capital account of the Income Statement. These relate to transaction costs charged by the custodian on sale and purchase trades.

[5] The Company's ongoing charges are calculated as a percentage of average daily net assets and using the management fee and all other operating expenses, excluding finance costs, direct transaction costs, custody transaction charges, VAT recovered, taxation, prior year expenses written back and certain non-recurring items. Alternative Performance Measure, see Glossary on pages 114 to 118.

6. Finance costs

	2025			2024		
	Revenue £'000	Capital £'000	Total £'000	Revenue £'000	Capital £'000	Total £'000
Interest on Sterling bank loan	70	210	280	62	185	247
Loan facility fees	21	63	84	1	2	3
Total	**91**	**273**	**364**	**63**	**187**	**250**

Finance costs have been allocated 25% to the revenue account and 75% to the capital account of the Income Statement.

Notes to the financial statements
continued

7. Taxation

(a) Analysis of charge in year

	2025			2024		
	Revenue £'000	Capital £'000	Total £'000	Revenue £'000	Capital £'000	Total £'000
Current taxation:						
Overseas taxation suffered	1	–	1	5	–	5
Total taxation charge (note 7(b))	**1**	**–**	**1**	**5**	**–**	**5**

(b) Factors affecting total taxation charge for the year

The taxation assessed for the year is lower (2024: lower) than the standard rate of corporation tax used of 25.00% (2024: standard rate of corporation tax of 25.00%). The differences are explained below:

	2025			2024		
	Revenue £'000	Capital £'000	Total £'000	Revenue £'000	Capital £'000	Total £'000
Profit before taxation	1,401	4,448	5,849	1,459	5,381	6,840
Profit multiplied by standard rate of 25.00% (2024: 25.00%)	350	1,112	1,462	365	1,345	1,710
Effects of:						
Overseas dividends not subject to tax	(7)	–	(7)	(20)	–	(20)
UK dividends not subject to tax	(399)	–	(399)	(391)	–	(391)
Capital gains not taxable	–	(1,222)	(1,222)	–	(1,421)	(1,421)
Foreign exchange loss not deductible	–	(1)	(1)	–	1	1
Disallowed expenses	–	2	2	–	1	1
Excess of allowable expenses over taxable income	56	109	165	57	86	143
UK special dividends not taxable	–	–	–	(11)	(12)	(23)
Overseas tax suffered	1	–	1	5	–	5
Total effect	(349)	(1,112)	(1,461)	(360)	(1,345)	(1,705)
Total taxation charge (note 7(a))	**1**	**–**	**1**	**5**	**–**	**5**

The Company's taxable income is exceeded by its tax allowable expenses, which include both the revenue and capital elements of the management fee and finance costs. As at 31 October 2025, the Company had accumulated surplus management expenses of £15.1 million (2024: £14.7 million) and a non-trade loan relationship deficit of £2.5 million (2024: £2.2 million) giving total unutilised losses of £17.6 million (2024: £16.9 million).

As at 31 October 2025, the Company has not recognised a deferred tax asset of £4.4 million (2024: £4.2 million) in respect of these unutilised losses. The deferred tax asset has been calculated at a rate of 25% UK corporation tax (2024: 25%) based on the corporation tax rate in effect from 1 April 2023, as enacted by the Finance Act 2021. Provided the Company continues to maintain its current investment profile, it is unlikely that the losses will be utilised and that the Company will obtain any benefit from this asset.

Due to the Company's intention to meet the conditions required to obtain approval under Section 1158 of the Corporation Tax Act 2010, it has not provided deferred tax on any capital gains or losses arising on the disposal of investments.

8. Dividends

Dividends paid on equity shares:	Record date	Payment date	2025 £'000	2024 £'000
2023 Final dividend of 4.80p	9 February 2024	15 March 2024	–	984
2024 Interim dividend of 2.70p	26 July 2024	3 September 2024	–	538
2024 Final dividend of 4.90p	7 February 2025	14 March 2025	954	–
2025 Interim dividend of 2.70p	25 July 2025	2 September 2025	519	–
Accounted for in the financial statements			**1,473**	**1,522**

The Directors have proposed a final dividend of 5.00p per share in respect of the year ended 31 October 2025. The final dividend will be paid, subject to shareholders' approval, on 20 March 2026 to shareholders on the Company's register on 13 February 2026. The proposed final dividend has not been included as a liability in these financial statements as final dividends are only recognised in the financial statements when they have been approved by shareholders.

The total dividends payable in respect of the year which form the basis of determining retained income for the purpose of Section 1158 of the Corporation Tax Act 2010 and Section 833 of the Companies Act 2006, and the amount proposed for the year ended 31 October 2025, meet the relevant requirements as set out in this legislation.

Dividends paid or declared on equity shares	2025 £'000	2024 £'000
Interim paid of 2.70p (2024: 2.70p)	519	538
Final proposed of 5.00p[1] (2024: 4.90p)	940	959
Total for the year	**1,459**	**1,497**

[1] Based on 18,793,794 ordinary shares (excluding treasury shares) in issue on 23 January 2026.

All dividends paid or payable are distributed from the Company's current year revenue profits and, if required, from brought forward revenue reserves.

Notes to the financial statements
continued

9. Earnings and net asset value per ordinary share

Revenue earnings, capital earnings and net asset value per ordinary share are shown below and have been calculated using the following:

	2025	2024
Net revenue profit attributable to ordinary shareholders (£'000)	1,400	1,454
Net capital profit attributable to ordinary shareholders (£'000)	4,448	5,381
Total profit attributable to ordinary shareholders (£'000)	**5,848**	**6,835**
Total shareholders' funds (£'000)	**46,715**	**43,760**
Earnings per share		
The weighted average number of ordinary shares in issue during the year on which the earnings per ordinary share was calculated was:	19,351,511	20,193,264
The actual number of ordinary shares in issue at the year end on which the net asset value per ordinary share was calculated was:	18,991,794	19,692,612
Calculated on weighted average number of ordinary shares:		
Revenue earnings per share (pence) – basic and diluted	7.23	7.20
Capital earnings per share (pence) – basic and diluted	22.98	26.65
Total earnings per share (pence) - basic and diluted	**30.21**	**33.85**

	As at 31 October 2025	As at 31 October 2024
Net asset value per ordinary share (pence)	245.97	222.22
Ordinary share price (pence)	219.00	193.50

There were no dilutive securities at the year end (2024: nil).

10. Investments held at fair value through profit or loss

	2025 £'000	2024 £'000
UK listed equity investments	48,477	43,304
Overseas listed equity investments	1,092	1,792
Valuation of listed investments at 31 October	**49,569**	**45,096**
Opening book cost of equity investments	38,550	40,474
Opening investment holding gains	6,546	2,793
Opening fair value	**45,096**	**43,267**
Analysis of transactions made during the year:		
Purchases at cost	19,737	15,257
Sales proceeds received	(20,152)	(19,112)
Net gains on investments	4,888	5,684
Closing fair value	**49,569**	**45,096**
Closing book cost of equity investments	37,772	38,550
Closing investment holding gains	11,797	6,546
Closing fair value	**49,569**	**45,096**

The Company received £20,152,000 (2024: £19,112,000) from investments sold in the year. The book cost of these investments when they were purchased was £20,515,000 (2024: £17,181,000). These investments have been revalued over time and until they were sold any unrealised gains/losses were included in the fair value of investments.

Transaction costs of £92,000 (2024: £76,000) were incurred on the acquisition of investments. Costs relating to the disposal of investments during the year amounted to £9,000 (2024: £8,000). All transaction costs have been included within capital reserves.

11. Debtors

	2025 £'000	2024 £'000
Sales for future settlement	55	869
Prepayments and accrued income	77	103
Total	**132**	**972**

12. Creditors

	2025 £'000	2024 £'000
Purchases for future settlement	–	418
Share repurchases awaiting settlement	22	20
Other payables	175	407
Total	**197**	**845**

13. Reconciliation of liabilities arising from financing activities

	2025 £'000	2024 £'000
Debt arising from financing activities at beginning of the year		
Bank loan	4,000	4,000
Cash movement during the year:		
Loan interest paid	(248)	(250)
Drawdown of bank loan	2,000	–
Non-cash movement during the year		
Finance costs	364	250
Debt arising from financing activities at end of the year		
Bank loan	**6,116**	**4,000**

On 31 December 2022, an uncommitted revolving facility was arranged between The Bank of New York Mellon (International) Limited and the Company under which BNY agreed to make available a variable interest rate unsecured Sterling revolving credit facility of up to £8 million. The amount drawn down as at 31 October 2025 was £6 million (2024: £4 million). The facility is renewed up to 18 December 2026.

The current rate of interest on the amount drawn down under facility is 5.12%.

14. Called up share capital

	Ordinary shares number	Treasury shares number	Total shares number	Nominal value £'000
Alotted, called up and fully paid share capital comprised:				
Ordinary shares of 1 pence each:				
At 31 October 2023	**20,603,486**	**10,081,532**	**30,685,018**	**307**
Ordinary shares purchased for cancellation	(910,874)	–	(910,874)	(9)
At 31 October 2024	**19,692,612**	**10,081,532**	**29,774,144**	**298**
Ordinary shares purchased for cancellation	(700,818)	–	(700,818)	(7)
At 31 October 2025	**18,991,794**	**10,081,532**	**29,073,326**	**291**

During the year 700,818 ordinary shares (2024: 910,874) were purchased and subsequently cancelled for a total consideration including expenses of £1,420,000 (2024: £1,709,000).

Notes to the financial statements
continued

14. Called up share capital continued

Since the year end and up to 23 January 2026, a further 198,000 ordinary shares have been bought back and cancelled for a total cost including expenses of £444,000.

The number of ordinary shares in issue at the year end was 29,073,326 (2024: 29,774,144) of which 10,081,532 (2024: 10,081,532) were held in treasury.

15. Reserves

	Share premium account	Capital redemption reserve	Capital reserve (arising on investments sold)	Capital reserve (arising on revaluation of investments held)	Special reserve	Revenue reserve
	£'000	£'000	£'000	£'000	£'000	£'000
At 31 October 2023	14,819	242	7,473	2,793	12,391	2,131
Movement during the year:						
Total comprehensive (loss)/income:						
Net profit for the year	–	–	1,629	3,752	–	1,454
Transactions with owners, recorded directly to equity:						
Ordinary shares purchased for cancellation	–	9	–	–	(1,700)	–
Share purchase costs	–	–	–	–	(9)	–
Dividends paid during the year	–	–	–	–	–	(1,522)
At 31 October 2024	**14,819**	**251**	**9,102**	**6,545**	**10,682**	**2,063**
Movement during the year:						
Total comprehensive income:						
Net (loss)/profit for the year	–	–	(804)	5,252	–	1,400
Transactions with owners, recorded directly to equity:						
Ordinary shares purchased for cancellation	–	7	–	–	(1,413)	–
Share purchase costs	–	–	–	–	(7)	–
Dividends paid during the year	–	–	–	–	–	(1,473)
At 31 October 2025	**14,819**	**258**	**8,298**	**11,797**	**9,262**	**1,990**

The Company's share premium account was cancelled pursuant to shareholders' approval of a special resolution at the Company's Annual General Meeting in 2002 and Court approval on 24 January 2002. The share premium account which totalled £61,852,000 at the time of cancellation was transferred to a special reserve. This action was taken, in part, to ensure that the Company had sufficient distributable reserves.

The share premium account and capital redemption reserve of £14,819,000 and £258,000 (2024: £14,819,000 and £251,000) are not distributable reserves under the Companies Act 2006. In accordance with ICAEW Technical Release 02/17BL on Guidance on Realised and Distributable Profits under the Companies Act 2006, the special reserve and capital reserves may be used as distributable reserves for all purposes and, in particular, the repurchase by the Company of its ordinary shares and for payments such as dividends. In accordance with the Company's Articles of Association, the special reserve, capital reserves and the revenue reserve may be distributed by way of dividend. The gain on the capital reserve arising on the revaluation of investments of £11,797,000 (2024: £6,545,000) is subject to fair value movements and may not be readily realisable at short notice, as such it may not be entirely distributable. The investments are subject to financial risks, as such capital reserves (arising on investments sold) and the revenue reserve may not be entirely distributable if a loss occurred during the realisation of these investments.

As at 31 October 2025, the Company's distributable reserves (excluding capital reserves on the revaluation of investments) amounted to £19,550,000 (2024: £21,847,000).

16. Risk management policies and procedures

The Company's investment activities expose it to various types of risks which are associated with the financial instruments and markets in which it invests. The following information is not intended to be a comprehensive summary of all risks and shareholders should refer to the Alternative Investment Fund Managers' Directive FUND 3.2.2R Disclosures which can be found at www.blackrock.com/uk/brig for a more detailed discussion of the risks inherent in investing in the Company.

Risk management framework

The following information refers to the risk management framework of the Alternative Investment Fund Manager (AIFM). However, as disclosed in the Corporate Governance Statement on pages 52 to 57 and in the Statement of Directors' Responsibilities on pages 68 and 69, it is the ultimate responsibility of the Board to ensure that the Company's risks are appropriately monitored, and to the extent that elements of this are delegated to third-party service providers, the Board is responsible for ensuring that the relevant parties are discharging their duties in accordance with the terms of relevant agreements and taking appropriate action to the extent issues are identified.

The Directors of the AIFM review quarterly investment performance reports and receive semi-annual presentations in person from the Investment Manager covering the Company's performance and risk profile during the year. The AIFM has delegated the day-to-day administration of the investment programme to the Investment Manager. The Investment Manager is also responsible for ensuring that the Company is managed within the terms of its investment guidelines and limits set out in the Alternative Investment Fund Managers' Directive FUND 3.2.2R Disclosures which can be found at www.blackrock.com/uk/brig.

The AIFM is responsible for monitoring investment performance, product risk monitoring and oversight and has the responsibility for the monitoring and oversight of regulatory and operational risk for the Company. The Directors of the AIFM have appointed a Risk Manager who has responsibility for the daily risk management process with assistance from key risk management personnel of the Investment Manager, including members of the Risk and Quantitative Analysis Group (RQA) which is a centralised group which performs an independent risk management function. RQA independently identifies, measures and monitors investment risk, including climate-related risk, and tracks the actual risk management practices being deployed across the Company. By breaking down the components of the process, RQA have the ability to determine if the appropriate risk management processes are in place. This captures the risk management tools employed, how the levels of risk are controlled, ensuring risk/return is considered in portfolio construction and reviewing outcomes.

The AIFM reports to the Audit Committee twice yearly on key risk metrics and risk management processes; in addition, the Depositary monitors the performance of the AIFM and reports to the Audit Committee. Any significant issues are reported to the Board as they arise.

Risk Exposures

The risk exposures of the Company are set out as follows:

(a) Market risk

Market risk arises mainly from uncertainty about future values of financial instruments influenced by other price, currency and interest rate movements. It represents the potential loss the Company may suffer through holding market positions in financial instruments in the face of market movements.

A key metric RQA uses to measure market risk is Value-at-Risk (VaR) which encompasses price, currency and interest rate risk. VaR is a statistical risk measure that estimates the potential portfolio loss from adverse market moves in an ordinary market environment. VaR analysis reflects the interdependencies between risk variables (including other price risk, foreign currency risk and interest rate risk), unlike a traditional sensitivity analysis.

The VaR calculations are based on a confidence level of 99% with a holding period of not greater than one day and a historical observation period of not less than one year (250 days). A VaR number is defined at a specified probability and a specified time horizon. A 99% one day VaR means that the expectation is that 99% of the time over a one day period the Company will lose less than this number in percentage terms. Therefore, higher VaR numbers indicate higher risk. It is noted that the use of VaR methodology has limitations, namely assumptions that risk factor returns are normally distributed and that the use of historical market data as a basis for estimating future events does not encompass all possible scenarios, particularly those that are of an extreme nature and that the use of a specified confidence level (e.g. 99%) does not take into account losses that occur beyond this level. There is some probability that the loss could be greater than the VaR percentage amounts. These limitations, and the nature of the VaR measure, mean that the Company can neither guarantee that losses will not exceed the VaR amounts indicated, nor that losses in excess of the VaR amounts will not occur more frequently.

The one-day VaR as of 31 October 2025 and 31 October 2024 (based on a 99% confidence level) was 1.70% and 1.69%, respectively.

16. Risk management policies and procedures continued

(i) Market risk arising from other price risk

Exposure to other price risk

Other price risk is the risk that the fair value or future cash flows of a financial instrument will fluctuate because of changes in market prices (other than those arising from interest rate risk or currency risk), whether those changes are caused by factors specific to the individual financial instrument or its issuer, or factors affecting similar financial instruments traded in the market. Local, regional or global events such as war, acts of terrorism, the spread of infectious illness or other public health issues, recessions, climate change, or other events could have a significant impact on the Company and market prices of its investments and could result in increased premiums or discounts to the Company's net asset value.

The Company is exposed to market price risk arising from its equity investments. The movements in the prices of these investments result in movements in the performance of the Company. Other price risk sensitivity has been covered by the VaR analysis under the market risk section above.

The Company's exposure to other changes in market prices at 31 October 2025 on its equity investments was £49,569,000 (2024: £45,096,000).

Management of other price risk

By diversifying the portfolio, where this is appropriate and consistent with the Company's objectives, the risk that a price change of a particular investment will have a material impact on the NAV of the Company is reduced which is in line with the investment objectives of the Company.

(ii) Market risk arising from foreign currency risk

Exposure to foreign currency risk

Foreign currency risk is the risk that the fair value or future cash flows of a financial instrument will fluctuate because of changes in foreign exchange rates. Foreign currency sensitivity risk has been covered by the VaR analysis under the market risk section.

The carrying values of the Company's monetary items which have foreign currency exposure at 31 October 2025 and 31 October 2024 are shown below. Where the Company's equity investments which are not monetary items are denominated in a foreign currency, they have been included separately in the analysis so as to show the overall level of exposure.

2025	US Dollar £'000	Swiss Franc £'000	Euro £'000
Debtors (due from brokers, withholding tax receivable, prepayments and accrued income)	1	15	3
Cash and cash equivalents	–	–	–
Total foreign currency exposure on net monetary items	**1**	**15**	**3**
Investments at fair value through profit and loss	1,092	–	–
Total net foreign currency exposure	**1,093**	**15**	**3**

2024	US Dollar £'000	Swiss Franc £'000	Euro £'000
Debtors (due from brokers, withholding tax receivable, prepayments and accrued income)	1	14	3
Cash and cash equivalents	1	–	–
Total foreign currency exposure on net monetary items	**2**	**14**	**3**
Investments at fair value through profit and loss	1,010	782	–
Total net foreign currency exposure	**1,012**	**796**	**3**

Management of foreign currency risk
The Investment Manager monitors the Company's exposure to foreign currencies on a daily basis and reports to the Board of the Company on a regular basis.

The Investment Manager measures the risk to the Company of the foreign currency exposure by considering the effect on the Company's net asset value and income of a movement in the exchange rate to which the Company's assets, liabilities, income and expenses are exposed.

The Company does not use financial instruments to mitigate the currency exposure in the period between the time that income is included in the financial statements and its receipt. Derivative contracts are not used to hedge against exposure to foreign currency risk.

Consequently, the Company is exposed to risks that the exchange rate of its reporting currencies, relative to other currencies, may change in a manner which has an adverse effect on the value of the portion of the Company's assets which are denominated in currencies other than their own currencies.

(iii) Market risk arising from interest rate risk
Exposure to interest rate risk
Interest rate risk is the risk that the fair value of future cash flows of a financial instrument will fluctuate because of changes in market interest rates.

The Company is exposed to interest rate risk specifically through its cash holdings and variable rate borrowings. Interest rate movements may affect the level of income receivable from any cash at bank and on deposits and the level of interest payable on variable rate borrowings. The effect of interest rate changes on the earnings of the companies held within the portfolio may have a significant impact on the valuation of the Company's investments. Interest rate sensitivity risk has been covered by the VaR analysis under the market risk section.

Interest rate exposure
The exposure at 31 October 2025 and 31 October 2024 of financial assets and liabilities to interest rate risk is shown by reference to:

– floating interest rates – when the interest rate is due to be re-set; and

– fixed interest rates – when the financial instrument is due for repayment.

	2025			2024		
	Within one year	More than one year	Total	Within one year	More than one year	Total
	£'000	£'000	£'000	£'000	£'000	£'000
Exposure to floating interest rates:						
Cash and cash equivalents	3,309	–	3,309	2,515	–	2,515
Bank loan	(6,116)	–	(6,116)	(4,000)	–	(4,000)
Total exposure to interest rates	**(2,807)**	**–**	**(2,807)**	**(1,485)**	**–**	**(1,485)**

The Company does not have any fixed rate exposure at 31 October 2025 and 31 October 2024.

Management of interest rate risk
The possible effects on fair value and cash flows that could arise as a result of changes in interest rates are taken into account when making investment decisions and borrowings under the bank loan facility. Derivative contracts are not used to hedge against the exposure to interest rate risk.

The Company finances part of its activities through borrowings at levels approved and monitored by the Board of the Company. The Company, generally, does not hold significant cash balances, with short-term borrowings being used when required.

Interest received on cash balances, or paid on the loan facility respectively, is approximately 4.04% and 5.12% per annum (2024: 4.83% and 6.07% per annum). Based on the bank loan held at the year-end date, interest payments of £313,000 (2024: £243,000) are expected to be paid over the next twelve months.

16. Risk management policies and procedures continued

(b) Counterparty credit risk

Counterparty credit risk is the risk that the issuer of a financial instrument will fail to fulfil an obligation or commitment that it has entered into with the Company.

The Company is exposed to counterparty credit risk from the parties with which it trades and will bear the risk of settlement default. Counterparty credit risk to the Company arises from transactions to purchase or sell equity investments.

The major counterparties engaged with the Company are all widely recognised and regulated entities.

There were no past due or impaired assets as of 31 October 2025 (2024: none).

Depositary

The Company's Depositary is The Bank of New York Mellon (International) Limited (BNY or the Depositary) (S&P long-term credit rating as at 31 October 2025: AA- (31 October 2024: AA-)). The Company's listed investments are held on its behalf by The Bank of New York Mellon (International) Limited (BNY) as the Company's Custodian (as sub-delegated by the Depositary). All of the equity assets and cash of the Company are held within the custodial network of the global custodian appointed by the Depositary. Bankruptcy or insolvency of the Depositary/Custodian may cause the Company's rights with respect to its investments held by the Depositary/Custodian to be delayed or limited. The maximum exposure to this risk at 31 October 2025 is the total value of investments held with the Depositary/Custodian and cash and cash equivalents in the Balance Sheet.

In accordance with the requirements of the depositary agreement, the Depositary will ensure that any agents it appoints to assist in safekeeping the assets of the Company will segregate the assets of the Company. Thus, in the event of insolvency or bankruptcy of the Depositary, the Company's non-cash assets are segregated and this reduces counterparty credit risk. The Company will, however, be exposed to the counterparty credit risk of the Depositary in relation to the Company's cash held by the Depositary. In the event of the insolvency or bankruptcy of the Depositary, the Company will be treated as a general creditor of the Depositary in relation to cash holdings of the Company.

Counterparties/brokers

All transactions in listed securities are settled/paid for upon delivery using an approved broker. The risk of default is considered minimal, as delivery of securities sold is only made once the broker has made payment. Payment is made on a purchase once the securities have been delivered by the broker. The trade will fail if either party fails to meet its obligation.

Counterparty credit risk also arises on transactions with a broker in relation to transactions awaiting settlement. Risk relating to unsettled transactions is considered small due to the short settlement period involved and the high credit quality of the brokers used. The Company monitors the credit rating and financial position of the broker used to further mitigate this risk.

Cash held by a counterparty is subject to the credit risk of the counterparty as the Company's access to its cash could be delayed should the counterparty become insolvent or bankrupt.

The following table details the total number of counterparties to which the Company is exposed, the maximum exposure to any one counterparty, the total exposure to all other counterparties and the lowest long-term credit rating of any one counterparty (or its ultimate parent if unrated).

Year	Total number of counterparties	Maximum exposure to any one counterparty[1] £'000	Total exposure to all other counterparties[1] £'000	Lowest credit rating of any one counterparty[2]
2025	**3**	**106**	**57**	**BBB+**
2024	9	516	615	BBB+

[1] Calculated on a net exposure basis.

[2] Standard & Poor's ratings.

Credit risk
In summary, the exposure to credit risk at 31 October 2025 and 31 October 2024 was as follows:

	2025 3 months or less £'000	2024 3 months or less £'000
Sales for future settlement	55	869
Prepayments and accrued income	77	103
Cash and cash equivalents	3,309	2,515
Total	**3,441**	**3,487**

Management of counterparty credit risk
Credit risk is monitored and managed by RQA CCR. The team is headed by BlackRock's Chief Credit Officer who reports to the Global Head of RQA. Credit authority resides with the Chief Credit Officer and selected team members to whom specific credit authority has been delegated. As such, counterparty approvals may be granted by the Chief Credit Officer, or by identified RQA Credit Risk Officers who have been formally delegated authority by the Chief Credit Officer.

The counterparty credit risk is managed as follows:

- transactions are only entered into with those counterparties approved by RQA CCR, with a formal review carried out for each new counterparty and counterparties selected by RQA CCR on the basis of a number of risk mitigation criteria designed to reduce the risk to the Company of default;
- the creditworthiness of financial institutions with whom cash is held is reviewed regularly by RQA CCR; and
- RQA CCR reviews the credit standard of the Company's brokers on a periodic basis and set limits on the amount that may be due from any one broker.

The Board monitors the Company's counterparty risk by reviewing:

- the semi-annual report from the Depositary, which includes the results of periodic site visits to the Company's Custodian where controls are reviewed and tested;
- the Custodian's Service Organisation Control (SOC 1) reports which include a report by the Custodian's auditors. This report sets out any exceptions or issues noted as a result of the auditor's review of the Custodian's control processes;
- the Manager's internal control reports which include a report by the Manager's auditor. This report sets out any exceptions or issues noted as a result of the auditor's review of the Manager's control processes; and
- in addition, the Depositary and the Manager report any significant breaches or issues arising to the Board as soon as these are identified.

(c) Liquidity risk
This is the risk that the Company will encounter difficulties in meeting obligations associated with financial liabilities. At the year end, the Company had a loan facility of £8 million (2024: £8 million) of which £6 million (2024: £4 million) was drawn down. Borrowings under the loan facility shall at no time exceed £8 million or 25% of the Company's net asset value and this covenant was complied with during the period.

Liquidity risk exposure
The undiscounted gross cash outflows of the financial liabilities as at 31 October 2025 and 31 October 2024, based on the earliest date on which payment can be required, were as follows:

	2025 Within 1 year £'000	2024 Within 1 year £'000
Undiscounted gross cash flows:		
Bank loan and interest	(6,429)	(4,243)
Creditors	(197)	(845)
Total	**(6,626)**	**(5,088)**

16. Risk management policies and procedures continued

Management of liquidity risk

Liquidity risk is minimised by holding sufficient liquid investments which can be readily realised to meet liquidity demands. Asset disposals may also be required to meet liquidity needs. However, the timely sale of trading positions can be impaired by many factors including decreased trading volume and increased price volatility. As a result, the Company may experience difficulties in disposing of assets to satisfy liquidity demands. Liquidity risk is not significant as the majority of the Company's assets are investments in listed securities that are readily realisable.

The Company's liquidity risk is managed on a daily basis by the Investment Manager in accordance with established policies and procedures in place. The Investment Manager reviews daily forward-looking cash reports which project cash obligations. These reports allow them to manage their obligations.

For the avoidance of doubt, none of the assets of the Company are subject to special liquidity arrangements.

(d) Valuation of financial instruments

Financial assets and financial liabilities are either carried in the Balance Sheet at their fair value (investments) or at an amount which is a reasonable approximation of fair value (due from brokers, dividends and interest receivable, due to brokers, accruals, cash at bank, bank overdrafts and bank loans). Section 34 of FRS 102 requires the Company to classify fair value measurements using a fair value hierarchy that reflects the significance of inputs used in making the measurements. The valuation techniques used by the Company are explained in the accounting policies note to the Financial Statements on page 84.

Categorisation within the hierarchy has been determined on the basis of the lowest level input that is significant to the fair value measurement of the relevant asset.

The fair value hierarchy has the following levels:

Level 1 – Quoted market price for identical instruments in active markets

A financial instrument is regarded as quoted in an active market if quoted prices are readily available from an exchange, dealer, broker, industry group, pricing service or regulatory agency and those prices represent actual and regularly occurring market transactions on an arm's length basis. The Company does not adjust the quoted price for these instruments.

Level 2 – Valuation techniques using observable inputs

This category includes instruments valued using quoted prices for similar instruments in markets that are considered less than active, or other valuation techniques where significant inputs are directly or indirectly observable from market data.

Level 3 – Valuation techniques using significant unobservable inputs

This category includes all instruments where the valuation technique includes inputs not based on market data and these inputs could have a significant impact on the instrument's valuation.

This category also includes instruments that are valued based on quoted prices for similar instruments where significant entity determined adjustments or assumptions are required to reflect differences between the instruments and instruments for which there is no active market. The Investment Manager considers observable data to be that market data that is readily available, regularly distributed or updated, reliable and verifiable, not proprietary, and provided by independent sources that are actively involved in the relevant market.

The level in the fair value hierarchy within which the fair value measurement is categorised in its entirety is determined on the basis of the lowest level input that is significant to the fair value measurement. If a fair value measurement uses observable inputs that require significant adjustment based on unobservable inputs, that measurement is a Level 3 measurement.

Assessing the significance of a particular input to the fair value measurement in its entirety requires judgement, considering factors specific to the asset or liability including an assessment of the relevant risks including but not limited to credit risk, market risk, liquidity risk, business risk and sustainability risk. The determination of what constitutes 'observable' inputs requires significant judgement by the Investment Manager, and these risks are adequately captured in the assumptions and inputs used in the measurement of Level 3 assets or liabilities.

Fair values of financial assets and financial liabilities

The table below is an analysis of the Company's financial instruments measured at fair value at the balance sheet date.

Financial assets at fair value through profit or loss	Level 1 £'000	Level 2 £'000	Level 3 £'000	Total £'000
Equity investments at 31 October 2025	49,569	–	–	49,569
Equity investments at 31 October 2024	45,096	–	–	45,096

There were no transfers between levels of financial assets and financial liabilities recorded at fair value during the year ended 31 October 2025 (2024: none).

For exchange listed equity investments, the quoted price is the bid price. Substantially, all investments are valued based on unadjusted quoted market prices. Where such quoted prices are readily available in an active market, such prices are not required to be assessed or adjusted for any price related risks, including climate risk, in accordance with the fair value related requirements of the Company's financial reporting framework.

17. Capital management policies and procedures

The Company's capital management objectives are:

- to ensure it will be able to continue as a going concern; and
- to promote growth in capital and income over the long term through investments in a diversified portfolio of principally UK listed equities.

This is to be achieved through an appropriate balance of equity capital and gearing. The policy is that gearing should not exceed 20% of gross assets. The Company's objectives, policies and processes for managing capital remain unchanged from the preceding accounting period.

The Company's total capital as at 31 October 2025 was £52,715,000 (2024: £47,760,000) comprising a bank loan of £6,000,000 (2024: £4,000,000) and equity shares, capital and reserves of £46,715,000 (2024: £43,760,000).

The Board with the assistance of the Investment Manager monitors and reviews the broad structure of the Company's capital on an ongoing basis. This review includes:

- the planned level of gearing, which takes into account the Investment Manager's view on the market; and
- the need to buyback equity shares, either for cancellation or to be held in treasury, which takes account of the difference between the NAV per share and the share price (i.e. the level of share price discount or premium).

The Company is subject to externally imposed capital requirements:

- as a public company, the Company has a minimum share capital of £50,000; and
- in order to be able to pay dividends out of profits available for distribution, the Company has to be able to meet one of the two capital restrictions tests imposed on investment companies by law. Under the Companies Act 2006, a company can make a distribution only out of accumulated realised profits and if their net assets are not less than the aggregate of their capital and undistributable reserves.

During the year, the Company complied with the externally imposed capital requirements to which it was subject including those imposed in respect of loan covenants including that:

– The Borrower shall ensure that its consolidated Financial Indebtedness shall at no time exceed 25% of the Borrower's NAV.

– The Borrower shall ensure that the Borrower's NAV does not fall below £20,000,000 at any time.

Notes to the financial statements
continued

18. Transactions with the Investment Manager and AIFM
BlackRock Fund Managers Limited (BFM) provides management and administration services to the Company under a contract which is terminable on six months' notice. BFM has (with the Company's consent) delegated certain portfolio and risk management services, and other ancillary services, to BlackRock Investment Management (UK) Limited (BIM (UK)). Further details of the investment management contract are disclosed in the Directors' Report on page 46.

The investment management fee due for the year ended 31 October 2025 amounted to £188,000 (2024: £179,000). At the year end, £33,000 was prepaid in respect of the management fee (2024: outstanding of £122,000).

The Company is entitled to a rebate from the investment management fee charged by the Manager in the event the Company's ongoing charges exceeds the cap of 1.15% per annum of average daily net assets. The amount of rebate accrued to 31 October 2025 amounted to £93,000 (2024: £52,000).

In addition to the above services, BIM (UK) has provided the Company with marketing services. The total fees paid or payable for these services for the year ended 31 October 2025 amounted to £13,000 including VAT (2024: £18,000). At the year end, £25,000 including VAT was outstanding in respect of marketing fees (2024: £29,000).

The Company holds an investment in the BlackRock Institutional Cash Series plc - Sterling Liquid Environmentally Aware Fund of £3,202,000 (2024: £2,255,000) which for the year ended 31 October 2025 and 31 October 2024 has been presented in the financial statements as a cash equivalent. This is a fund managed by a company within the BlackRock Group. The Company's investment in the Cash Fund is held in a share class on which no management fees are paid to BlackRock to avoid double dipping.

The ultimate holding company of the Manager and the Investment Manager is BlackRock, Inc., a company incorporated in Delaware, USA.

19. Related party disclosure
At the date of this report, the Board consists of four non-executive Directors, all of whom are considered to be independent of the Manager by the Board.

Disclosures of the Directors' interests in the ordinary shares of the Company and fees and expenses payable to the Directors are set out in the Directors' Remuneration Report on pages 58 to 60. At 31 October 2025, £9,000 (2024: £7,000) was outstanding in respect of Directors' fees.

Significant holdings
The following investors are:

a. funds managed by the BlackRock Group or are affiliates of BlackRock Inc. (Related BlackRock Funds); or

b. investors (other than those listed in (a) above) who held more than 20% of the voting shares in issue in the Company and are as a result, considered to be related parties to the Company (Significant Investors).

	Total % of shares held by Related BlackRock Funds	Total % of shares held by Significant Investors who are not affiliates of BlackRock Group or BlackRock, Inc.	Number of Significant Investors who are not affiliates of BlackRock Group or BlackRock, Inc.
At as 31 October 2025	nil	n/a	n/a
At as 31 October 2024	nil	n/a	n/a

20. Contingent liabilities
There were £nil contingent liabilities at 31 October 2025 (2024: £nil).





Additional information

Mining technology specialist Weir Group was a positive contributor to performance, supported by the upbeat backdrop for mining activity, especially for copper and gold.

PHOTO COURTESY OF ELDORADO GOLD

Shareholder information

Financial calendar

The timing of the announcement and publication of the Company's results may normally be expected in the months shown below:

December/January	Annual results announced and the Annual Report and Financial Statements published.
March	Annual General Meeting.
March	Final dividend paid.
June	Half-yearly figures to 30 April announced and Half Yearly Financial Report published.
September	Interim dividend paid.

Dividend – 2025

The proposed final dividend in respect of the year ended 31 October 2025 is 5.00 pence per share. The Board also declared an interim dividend of 2.70 pence per share which was paid on 2 September 2025 to shareholders on the register on 25 July 2025.

Dividend timetable

Ex-dividend date (shares transferred without the dividend)	12 February 2026
Record date (last date for registering transfers to receive the dividend)	13 February 2026
Last date for DRIP elections	27 February 2026
Dividend payment date	20 March 2026

Payment of dividends

Cash dividends will be sent by cheque to the first named shareholder at their registered address. Dividends may also be paid directly into a shareholder's bank account and this can be arranged by contacting the Company's registrar Computershare Investor Services PLC through their secure website www.investorcentre.co.uk, or by telephone on 0370 703 0076 or by shareholders completing the Mandate Instructions section on the reverse of their dividend counterfoil and sending it to the Company's registrar, Computershare.

Dividend confirmations will be sent to shareholders at their registered address, unless other instructions have been given, to arrive on the payment date.

Dividend tax allowance

The annual tax-free allowance on dividend income across an individual's entire share portfolio is £500. Above this amount, individuals will pay tax on their dividend income at a rate dependent on their income tax bracket and personal circumstances.

The Company continues to provide registered shareholders with a confirmation of the dividends paid and this should be included with any other dividend income received when calculating and reporting total dividend income received. It is the shareholder's responsibility to include all dividend income when calculating any tax liability.

If you have tax related queries, please contact a financial adviser.

Dividend reinvestment plan (DRIP)

Shareholders may request that their dividends be used to purchase further shares in the Company. Dividend reinvestment forms may be obtained from Computershare Investor Services PLC, through their secure website www.investorcentre.co.uk, or by telephone on 0370 703 0076. Shareholders who have already opted to have their dividends reinvested do not need to reapply.

Share price

The Company's mid-market share price is quoted daily in The Financial Times and The Times under "Investment Companies" and in The Daily Telegraph under "Investment Trusts". The share price is also available on the BlackRock website at www.blackrock.com/uk/brig.

ISIN/SEDOL numbers

The ISIN/SEDOL numbers and mnemonic codes for the Company's shares are:

	Ordinary shares
ISIN	GB0030961691
SEDOL	3096169
Reuters Code	BRIG.L
Bloomberg Code	BRIG: LN

Share dealing

Investors wishing to purchase more shares in the Company or sell all or part of their existing holding may do so through a stockbroker. Most banks also offer this service. Alternatively, please go to www.computershare.com/dealing/uk for a range of dealing services made available by Computershare.

CREST

The Company's shares may be held in CREST, an electronic system for uncertificated securities trading.

Private investors can continue to retain their share certificates and remain outside the CREST system. Private investors are able to buy and sell their holdings in the same way as they did prior to the introduction of CREST, although there may be differences in dealing charges.

Electronic communications

We encourage you to play your part in reducing our impact on the environment and elect to be notified by email when your shareholder communications become available online. This means you will receive timely, cost-effective and greener online annual reports, half-yearly financial reports and other relevant documentation.

Shareholders who opt for this service will receive an email from Computershare with a link to the relevant section of the BlackRock website where the documents can be viewed and downloaded. Please submit your email address by visiting www.investorcentre.co.uk/ecomms. You will require your shareholder reference number which you will find on your share certificate or dividend confirmation.

You will continue to receive a printed copy of these reports if you have elected to do so. Alternatively, if you have not submitted your email address nor have elected to receive printed reports, we will write and let you know where you can view these reports online.

Electronic proxy voting

Shareholders are able to submit their proxy votes electronically via Computershare's internet site at www.eproxyappointment.com using their shareholder reference number, control number and a unique identification PIN which will be provided with voting instructions and the Notice of Annual General Meeting.

CREST members who wish to appoint one or more proxies or give an instruction through the CREST electronic proxy appointment service may do so by using the procedures described in the CREST manual. Further details are set out in the notes on the Form of Proxy and the Notice of Annual General Meeting.

Annual general meeting

This year's AGM will be held at 12:00 noon on Tuesday, 17 March 2026. If you are unable to attend the meeting you can view it online following the meeting via a link on the Company's website at www.blackrock.com/uk/brig.

Shareholder information
continued

Nominee code
Where shares are held in a nominee company name, the Company undertakes:

- to provide the nominee company with multiple copies of shareholder communications, so long as an indication of quantities has been provided in advance; and
- to allow investors holding shares through a nominee company to attend general meetings, provided the correct authority from the nominee company is available.

Nominee companies are encouraged to provide the necessary authority to underlying shareholders to attend the Company's general meetings.

Publication of net asset value/portfolio analysis
The net asset value (NAV) per share of the Company is calculated daily. Details of the Company's investments and performance are published monthly.

The daily NAV per share and monthly information are released through the London Stock Exchange's Regulatory News Service and are available on the BlackRock website at www.blackrock.com/uk/brig and through the Reuters News Service under the code "BLRKINDEX", on page 8800 on Topic 3 (ICV terminals) and under "BLRK" on Bloomberg (monthly information only).

Individual Savings Account (ISA)
ISAs are a tax-efficient method of investment and the Company's shares are eligible investments for inclusion within stocks and shares Individual Savings Accounts. In the 2025/2026 tax year, investors have an annual ISA allowance of £20,000 (2024/2025: £20,000) which can be invested in either cash or shares.

Online access
Other details about the Company are also available at www. blackrock.com/uk/brig. The financial statements, factsheets and other literature are published on the website.

Visitors to the website need to be aware that legislation in the United Kingdom governing the preparation and dissemination of the financial statements may differ from legislation in their jurisdiction.

Shareholders can also manage their shareholding online by using Investor Centre, Computershare's secure website, at www.investorcentre.co.uk. To access the website you will need your shareholder reference number (SRN) which can be found on paper or electronic communications from Computershare. Listed below are the most frequently used features of the website:

- Holding enquiry – view balances, values, history, payments and reinvestments.
- Payments enquiry – view your dividends and other payment types.
- Address change – change your registered address.
- Bank details update – choose to receive your dividend payment directly into your bank account instead of by cheque.
- e-Comms sign-up – choose to receive email notification when your shareholder communications become available instead of paper communications.
- Outstanding payments – reissue payments using the online replacement service.
- Downloadable forms – including dividend mandates, stock transfer, dividend reinvestment and change of address forms.

How to invest in the Company
There are various ways you can invest in the Company, including buying your shares through an investment platform, through a professional adviser, through Individual savings accounts (ISAs) and Self-invested personal pensions (SIPPs) or via the Company's dividend reinvestment plan.

Please visit the Association of Investment Companies' (AIC) website at https://www.theaic.co.uk/your-guide-to-investment-companies/how-to-invest for further information.

Shareholder enquiries

The Company's registrar is Computershare Investor Services PLC. In the event of queries regarding your holding of shares, please contact the registrar on 0370 703 0076. Certain details relating to your holding can also be checked through the Computershare Investor Centre website. As a security check, specific information will need to be input accurately to gain access to your account including your shareholder reference number. The address of the Computershare website is www.investorcentre.co.uk.

Changes of name or address must be notified to the registrar either through Computershare's website or in writing to:

Computershare Investor Services PLC
The Pavilions
Bridgwater Road
Bristol BS99 6ZZ

General enquiries

Enquiries about the Company should be directed to:

The Company Secretary
BlackRock Income and Growth Investment Trust plc
12 Throgmorton Avenue
London EC2N 2DL
Telephone: 020 7743 3000
Email: cosec@blackrock.com

Analysis of ordinary shareholders

as at 31 October 2025
(unaudited)

By type of holder

	No. of shares	% of total 2025	% of total 2024	Holdings	% of total 2025	% of total 2024
Private shareholders	632	84.49	17.27	13,256,022	45.57	85.01
Bank or Nominees, Insurance	94	12.57	80.65	15,649,194	53.79	12.79
Other	22	2.94	2.08	185,738	1.11	2.20
Total	**748**	**100.00**	**100.00**	**29,090,954**	**100.00**	**100.00**

The above excludes treasury shares of 10,081,532.

By size of holding

Range	No. of shares	% of total 2025	% of total 2024	No. of shareholders	% of total 2025	% of total 2024
1 – 10,000	625	83.56	6.34	1,203,103	4.14	83.33
10,001 - 100,000	96	12.83	15.71	2,899,182	9.97	12.92
100,001 - 1,000,000	22	2.94	35.51	6,268,810	21.55	3.10
1,000,001 - 5,000,000	4	0.53	42.44	8,638,327	29.69	0.65
5,000,001 – 999,999,999	1	0.13	–	10,081,532	34.66	–
Total	**748**	**100.00**	**100.00**	**29,090,954**	**100.00**	**100.00**

The above excludes treasury shares of 10,081,532.

Ten year record

Year ended 31 October	Net revenue attributable to ordinary shareholders £'000	Revenue Earnings per share p	Dividend per share p	Total net assets £'000	Net asset value per ordinary share p	Share price p	Ongoing charges ratio[1] %
2015	1,758	6.68	6.00	49,231	187.69	184.25	1.02
2016	1,803	6.93	6.30	48,307	190.53	185.00	1.00
2017	1,668	6.63	6.60	51,680	209.96	205.50	1.08
2018	1,724	7.09	6.90	46,738	194.26	183.00	1.10
2019	1,729	7.37	7.20	46,214	201.30	198.00	1.07
2020	1,234	5.43	7.20	36,401	161.70	162.50	1.19
2021	1,557	7.10	7.20	43,468	203.13	191.00	1.21
2022	1,438	6.77	7.30	40,572	191.63	171.00	1.18
2023	1,367	6.54	7.40	40,156	194.90	178.00	1.28
2024	1,454	7.20	7.60	43,760	222.22	193.50	1.15
2025	**1,400**	**7.23**	**7.70**	**46,715**	**245.97**	**219.00**	**1.15**

[1] Based on average daily net assets for the year. The ongoing charges ratio is calculated in accordance with the AIC recommended methodology for the calculation of ongoing charges.

Management & other service providers

Registered Office
(Registered in England, No. 4223927)
12 Throgmorton Avenue
London EC2N 2DL

Investment Manager and Company Secretary
BlackRock Investment Management (UK) Limited[1]
12 Throgmorton Avenue
London EC2N 2DL
Telephone: 020 7743 3000
Email: cosec@blackrock.com

Alternative Investment Fund Manager
BlackRock Fund Managers Limited[1]
12 Throgmorton Avenue
London EC2N 2DL
Telephone: 020 7743 3000

Depositary, Custodian and Fund Accountant
The Bank of New York Mellon (International) Limited[1]
160 Queen Victoria Street
London EC4V 4LA

Registrar
Computershare Investor Services PLC[1]
The Pavilions
Bridgwater Road
Bristol BS99 6ZZ
Telephone: 0370 703 0076

Auditor
Ernst & Young LLP
Chartered Accountants and Statutory Auditor
25 Churchill Place
London E14 5EY

Lender
The Bank of New York Mellon (International) Limited[1]
160 Queen Victoria Street
London EC4V 4LA

Stockbroker
JPMorgan Cazenove Limited[1]
25 Bank Street
Canary Wharf
London E14 5JP

Solicitors
Stephenson Harwood LLP
1 Finsbury Circus
London EC2M 7SH

[1] Authorised and regulated by the Financial Conduct Authority.

AIFMD report on remuneration

(unaudited)

Remuneration related disclosures in accordance with Article 22(2) of the AIFMD, Article 107 of the AIFMD Regulations and Section XIII of the ESMA Guidelines on sound remuneration policies under the AIFMD

The below disclosures are made in respect of the remuneration policies of the BlackRock group ("BlackRock"), as they apply to BlackRock Fund Managers Limited (the "Manager"). The disclosures are made in accordance with the provisions in the UK implementing the Alternative Investment Fund Managers Directive (the "AIFMD"), the European Commission Delegated Regulation supplementing the AIFMD (the "Delegated Regulation") and the "Guidelines on sound remuneration policies under the AIFMD" issued by the European Securities and Markets Authority.

Quantitative remuneration disclosure

The Manager is required under the AIFMD to make quantitative disclosures of remuneration. These disclosures are made in line with BlackRock's interpretation of currently available regulatory guidance on quantitative remuneration disclosures. As market or regulatory practice develops BlackRock may consider it appropriate to make changes to the way in which quantitative remuneration disclosures are calculated. Where such changes are made, this may result in disclosures in relation to a fund not being comparable to the disclosures made in the prior year, or in relation to other BlackRock fund disclosures in that same year.

Remuneration information at an individual AIF level is not readily available. Disclosures are provided in relation to (a) the staff of the Manager; (b) staff who are senior management; (c) staff who have the ability to materially affect the risk profile of the Fund; and (d) staff of companies to which portfolio management and risk management has been formally delegated.

All individuals included in the aggregated figures disclosed are rewarded in line with BlackRock's remuneration policy for their responsibilities across the relevant BlackRock business area. As all individuals have a number of areas of responsibilities, only the portion of remuneration for those individuals' services attributable to the Manager is included in the aggregate figures disclosed.

Members of staff and senior management of the Manager typically provide both AIFMD and non-AIFMD related services in respect of multiple funds, clients and functions of the Manager and across the broader BlackRock group. Conversely, members of staff and senior management of the broader BlackRock group may provide both AIFMD and non-AIFMD related services in respect of multiple funds, clients and functions of the broader BlackRock group and of the Manager. Therefore, the figures disclosed are a sum of individuals' portion of remuneration attributable to the Manager according to an objective apportionment methodology which acknowledges the multiple-service nature of the Manager and the broader BlackRock group. Accordingly, the figures are not representative of any individual's actual remuneration or their remuneration structure.

The amount of the total remuneration awarded to the Manager's staff in respect of the Manager's financial year ending 31 December 2024 is US$102.44 million. This figure is comprised of fixed remuneration of US$37.20 million and variable remuneration of US$65.24 million. There was a total of 4,206 beneficiaries of the remuneration described above.

The amount of the aggregate remuneration awarded by the Manager in respect of the Manager's financial year ending 31 December 2024 to its senior management was US$14.31 million and to other members of its staff whose actions potentially have a material impact on the risk profile of the Manager or its funds was US$16.36 million. These figures relate to the Manager and not to the Company.

Other AIFMD disclosures

(unaudited)

Leverage

The Company may employ leverage and borrow cash in accordance with its stated investment policy or investment strategy. Consistent with its investment objectives and policy, the Company may utilise derivative instruments as part of its investment policy.

The use of derivatives may expose the Company to a higher degree of risk. In particular, derivative contracts can be highly volatile and the amount of initial margin is generally small relative to the size of the contract so that transactions may be leveraged in terms of market exposure. A relatively small market movement may have a potentially larger impact on derivatives than on standard underlying bonds or equities. Leveraged derivative positions can therefore increase the Company's volatility. The use of borrowings and leverage has attendant risks and can, in certain circumstances, substantially increase the adverse impact to which the Company's investment portfolio may be subject. No derivatives were used for leverage purposes during the year.

For the purposes of this disclosure, leverage is any method by which the Company's exposure is increased, whether through borrowing of cash or securities, or leverage embedded in foreign exchange forward contracts or by any other means. The AIFMD requires that each leverage ratio be expressed as the ratio between a Company's exposure and its NAV, and prescribes two required methodologies, the gross methodology and the commitment methodology (as set out in AIFMD Level 2 Implementation Guidance), for calculating such exposure.

Using the methodologies prescribed under the AIFMD, the leverage of the Company is disclosed in the following table:

	Commitment leverage as at 31 October 2025	Gross leverage as at 31 October 2025	Commitment leverage as at 31 October 2024	Gross leverage as at 31 October 2024
Leverage ratio	1.13	1.06	1.09	1.03

Other risk disclosures

The financial risk disclosures relating to risk framework and liquidity risk are set out in note 16 to the notes to the financial statements on pages 93 to 99.

Pre investment disclosures

The AIFMD requires certain information to be made available to investors in AIFs before they invest and requires that material changes to this information be disclosed in the annual report of each AIF. An Investor Disclosure Document, which sets out information on the Company's investment strategy and policies, leverage, risk, liquidity, administration, management, fees, conflicts of interest and other shareholder information is available on the Company's website at www.blackrock.com/uk/brig.

There have been no material changes (other than those reflected in these financial statements) to this information requiring disclosure. Any information requiring immediate disclosure pursuant to the AIFMD will be disclosed to the London Stock Exchange through a primary information provider.

For and on behalf of the Board

KEVIN MAYGER
BlackRock Investment Management (UK) Limited
Company Secretary
27 January 2026

Information to be disclosed in accordance with Listing Rule 6.6.1

The disclosures below are made in compliance with the requirements of Listing Rule 6.6.1.

6.6.1 (1) The Company has not capitalised any interest in the period under review.

6.6.1 (2) The Company has not published any unaudited financial information in a class 1 circular or prospectus or any profit forecast or profit estimate.

6.6.1 (3) This provision has been deleted.

6.6.1 (4) The Company does not have any long-term incentive schemes in operation.

6.6.1 (5) and (6) No Director of the Company has waived or agreed to waive any current or future emoluments from the Company.

6.6.1 (7) The Company has not issued equity securities for cash in the period under review.

The Company is a stand-alone entity therefore Listing Rules 6.6.1 (8) and 6.6.1 (9) are not applicable.

6.6.1 (10) There were no contracts of significance subsisting during the period under review to which the Company is a party and in which a Director of the Company is or was materially interested; or between the Company and a controlling shareholder.

6.6.1 (11) This provision is not applicable to the Company.

6.6.1 (12) and (13) There were no arrangements under which a shareholder has waived or agreed to waive any dividends or future dividends.

6.6.1 (14) This provision is not applicable to the Company.

For and on behalf of the Board

KEVIN MAYGER
BlackRock Investment Management (UK) Limited
Company Secretary
27 January 2026

Glossary

Alternative Performance Measure (APM)

An APM is a measure of performance or financial position that is not defined in applicable accounting standards and cannot be directly derived from the financial statements.

The Company's APMs are set out below and are cross-referenced where relevant to the financial inputs used to derive them as contained in other sections of the Annual Report and Financial Statements.

Benchmark Index

The Company's Benchmark Index, used for performance comparative purposes is the FTSE All-Share Index calculated in Sterling terms with dividends reinvested.

Benchmark Index outperformance/underperformance is measured by comparing the Company's net asset value return (NAV) total return with the performance of the Benchmark Index on a total return basis.

Benchmark Index (underperformance)/outperformance	Page	For the year ended 31 October 2025 %	For the year ended 31 October 2024 %	
NAV total return		14.3	18.1	(a)
Benchmark Index total return		22.5	16.3	(b)
(Underperformance)/outperformance (c = a – b)		**(8.2)**	**1.8**	**(c)**

Closed-end company

An investment trust works along the same lines as a unit trust, in that it pools money from investors which is then managed on a collective basis. The main difference is that an investment trust is a company listed on the Stock Exchange and, in most cases, trading takes place in shares which have already been issued, rather than through the creation or redemption of units. As the number of shares which can be issued or cancelled at any one time is limited, and requires the approval of existing shareholders, investment trusts are known as closed-end funds or companies. This means that investment trusts are not subject to the same liquidity constraints as open ended funds and can therefore invest in less liquid investments.

Discount and premium*

Investment trust shares can frequently trade at a discount to NAV. This occurs when the share price (based on the mid-market share price) is less than the NAV and investors may therefore buy shares at less than the value attributable to them by reference to the underlying assets. The discount is the difference between the share price and the NAV, expressed as a percentage of the NAV.

Discount calculation	Page	As at 31 October 2025 pence	As at 31 October 2024 pence	
Ordinary share price	90	219.00	193.50	(a)
Net asset value per ordinary share	90	245.97	222.22	(b)
(Discount)/premium (c = ((a – b)/b)) (%)		**(11.0)**	**(12.9)**	**(c)**

A premium occurs when the share price (based on the mid-market share price) is more than the NAV and investors would therefore be paying more than the value attributable to the shares by reference to the underlying assets. For example, if the share price was 180.00 pence and the NAV 178.00 pence, the premium would be 1.1%.

Discounts and premiums are mainly the consequence of supply and demand for the shares on the stock market.

Gearing and borrowings*

Investment companies can borrow to purchase additional investments. This is called 'gearing'. It allows investment companies to take advantage of a long-term view on a sector or to take advantage of a favourable situation or a particularly attractive stock without having to sell existing investments.

* Alternative Performance Measure.

Gearing works by magnifying a company's performance. If a company 'gears up' and then markets rise and returns on the investments outstrip the costs of borrowing, the overall returns to investors will be even greater. But if markets fall and the performance of the assets in the portfolio is poor, then losses suffered by the investor will also be magnified.

The Company may achieve gearing through borrowings or the effect of gearing through an appropriate balance of equity capital and borrowings.

Gearing is calculated in line with AIC guidelines and represents net gearing. This is defined as total assets of the Company less current liabilities (excluding bank overdrafts), less any cash or cash equivalents held minus total shareholders' funds, divided by total shareholders' funds. Cash and cash equivalents are defined by the AIC as net current assets or net current liabilities (as relevant). To the extent that the Company has net current liabilities, the net current liabilities total is added back to the total assets of the Company to calculate the numerator in this equation. The calculation and the various inputs are set out in the following table.

Net gearing calculation	Page	As at 31 October 2025 £'000	As at 31 October 2024 £'000	
Net assets	81	46,715	43,760	(a)
Borrowings	81	6,116	4,000	(b)
Total assets (a + b)		**52,831**	**47,760**	**(c)**
Current assets[1]	81	3,459	3,509	(d)
Current liabilities (excluding borrowings)	81	(197)	(845)	(e)
Cash and cash equivalents (d + e)		3,262	2,664	(f)
Net gearing figure (g = (c – f – a)/a) (%)		**6.1**	**3.1**	**(g)**

[1] Includes cash at bank and the Company's investment in BlackRock's Institutional Cash Series plc – Sterling Liquid Environmentally Aware Fund.

Leverage

Leverage is defined in the AIFM Directive as "any method by which the AIFM increases the exposure of an AIF it manages whether through borrowing of cash or securities, or leverage embedded in derivative positions or by any other means".

Leverage is measured in terms of 'exposure' and is expressed as a ratio of net asset value:

$$\text{Leverage ratio} = \frac{\text{Total assets}}{\text{Net assets}}$$

The Directive sets out two methodologies for calculating exposure. These are the Gross Method and the Commitment Method. The treatment of cash and cash equivalent balances in terms of calculating what constitutes an "exposure" under AIFMD differs for these two methods. The definitions for calculating the Gross Method exposures require that "the value of any cash and cash equivalents which are highly liquid investments held in the base currency of the AIF, that are readily convertible to a known amount of cash, are subject to an insignificant risk of change in value and provide a return no greater than the rate of a three-month high quality government bond" should be excluded from exposure calculations.

* Alternative Performance Measure.

Glossary
continued

NAV and share price return (with dividends reinvested)*

Performance statistics enable the investor to make performance comparisons between investment trusts with different dividend policies. The performance measures the combined effect of any dividends paid, together with the rise or fall in the share price or NAV. This is calculated by the movement in the share price or NAV plus the dividends paid by the Company assuming these are reinvested in the Company at the prevailing NAV/share price (please see note 9 of the financial statements for the audited inputs to the calculations).

NAV total return	Page	For the year ended 31 October 2025 pence	For the year ended 31 October 2024 pence	For the period from 1 April 2012[1] to 31 October 2025 pence	For the period from 1 April 2012[1] to 31 October 2024 pence	
Closing NAV per share	90	245.97	222.22	245.97	222.22	
Add back interim and final dividends	89	7.60	7.50	88.85	81.25	
Effect of dividend reinvestment		0.48	0.50	53.58	36.33	
Adjusted closing NAV		254.05	230.22	388.40	339.80	(a)
Opening NAV per share	90	222.22	194.90	143.04	143.04	(b)
NAV total return (c = ((a – b)/b)) (%)		**14.3**	**18.1**	**171.5**	**137.6**	**(c)**

Share price total return	Page	For the year ended 31 October 2025 pence	For the year ended 31 October 2024 pence	For the period from 1 April 2012[1] to 31 October 2025 pence	For the period from 1 April 2012[1] to 31 October 2024 pence	
Closing share price	90	219.00	193.50	219.00	193.50	
Add back interim and final dividends	89	7.60	7.50	88.85	81.25	
Effect of dividend reinvestment		0.46	0.47	46.17	26.95	
Adjusted closing share price		227.06	201.47	354.02	301.70	(a)
Opening share price	90	193.50	178.00	131.00	131.00	(b)
Share price total return (c = ((a – b)/b)) (%)		**17.3**	**13.2**	**170.2**	**130.3**	**(c)**

[1] Since BlackRock's appointment as Investment Manager.

* Alternative Performance Measure.

Net asset value per share (capital only NAV)*

The capital only NAV is a popular point of reference when comparing a range of investment trusts. This NAV focuses on the value of the Company's assets disregarding the current period revenue income, on the basis that most trusts will distribute substantially all of their income in any financial period. It is calculated by dividing 'equity shareholders' funds' (excluding current period revenue) by the total number of ordinary shares in issue.

Capital only NAV calculation	Page	As at 31 October 2025	As at 31 October 2024	
Equity shareholders' funds (£'000) (g)		45,834	42,844	(a)
Ordinary shares in issue	90	18,991,794	19,692,612	(b)
Capital only NAV (c = a/b) (pence)		**241.34**	**217.56**	**(c)**

Capital only NAV calculation	Page	As at 31 October 2025 £'000	As at 31 October 2024 £'000	
Net assets	90	46,715	43,760	(d)
Current period revenue return	90	(1,400)	(1,454)	(e)
Interim dividends paid from current year revenue	89	519	538	(f)
Equity shareholders' funds (g = d–e+f)		**45,834**	**42,844**	**(g)**

Net asset value per share (cum income NAV)

This is the value of the Company's assets attributable to one ordinary share. It is calculated by dividing 'equity shareholders' funds' by the total number of ordinary shares in issue (excluding treasury shares).

Equity shareholders' funds are calculated by deducting from the Company's total assets, its current and long-term liabilities and any provision for liabilities and charges.

Cum income NAV calculation	Page	As at 31 October 2025	As at 31 October 2024	
Equity shareholders' funds (£'000)	90	46,715	43,760	(a)
Ordinary shares in issue	90	18,991,794	19,692,612	(b)
Cum income NAV (c = a/b) (pence)		**245.97**	**222.22**	**(c)**

Ongoing charges ratio*

$$\text{Ongoing charges (\%)} = \frac{\text{Annualised ongoing charges}}{\text{Average undiluted net asset value in the period}}$$

Ongoing charges are those expenses of a type which are likely to recur in the foreseeable future, whether charged to capital or revenue, and which relate to the operation of the investment company as a collective fund. Ongoing charges are based on costs incurred in the year as being the best estimate of future costs and include the annual management fees.

As recommended by the AIC in its guidance, ongoing charges are the Company's management fee and all other operating expenses (excluding finance costs, direct transaction costs, custody transaction charges, VAT recovered, taxation, prior year expenses written back and certain non-recurring items) expressed as a percentage of the average daily net assets of the Company during the year.

* Alternative Performance Measure.

Glossary
continued

The inputs that have been used to calculate the ongoing charges percentage are set out in the following table.

Ongoing charges calculation	Page	For the year ended 31 October 2025 £'000	For the year ended 31 October 2024 £'000	
Management fee	86	188	179	
Other operating expenses[1]	87	321	326	
Total management fee and other operating expenses		509	505	(a)
Average daily net assets in the year		44,334	43,774	(b)
Ongoing charges (c = a/b) (%)		**1.15**	**1.15**	**(c)**

[1] Excluding the write back of prior year expenses totalling £10,000 in the year ended 31 October 2025 (2024: £25,000).

Quoted securities and unquoted securities
Securities that trade on an exchange for which there is a publicly quoted price. Unquoted securities are financial securities that do not trade on an exchange and for which there is not a publicly quoted price.

Benchmark Index
The Company's Benchmark Index is the FTSE All-Share Index.

Revenue profit and revenue reserves
Revenue profit is the net revenue income earned after deduction of fees and expenses allocated to the revenue account and taxation suffered by the Company. Revenue reserves is the undistributed income that the Company keeps as reserves. Investment trusts do not have to distribute all the income they generate, after expenses. They may retain up to 15% of revenue generated which will be held in a revenue reserve. This reserve can be used at a later date to supplement dividend payments to shareholders.

Treasury shares
Treasury shares are shares that a company keeps in its own treasury which are not currently issued to the public. These shares do not pay dividends, have no voting rights and are not included in a company's total issued share capital amount for calculating percentage ownership. Treasury stock may have come from a repurchase or buy back from shareholders, or it may never have been issued to the public in the first place. Treasury shares may be reissued from treasury to the public to meet demand for a company's shares in certain circumstances.

Total dividends and yield*
Total dividends represent total quarterly and final dividends declared by the Company for a particular year. The yield is the amount of cash (in percentage terms) that is returned to the owners of the security, in the form of interest or dividends received from it. Normally, it does not include the price variations, distinguishing it from the total return.

Yield	Page	As at 31 October 2025	As at 31 October 2024	
Interim and final dividends payable/paid (pence)[1]	89	7.70	7.60	(a)
Ordinary share price (pence)	90	219.00	193.50	(b)
Yield c = (a/b) (%)		**3.5**	**3.9**	**(c)**

[1] Comprising dividends declared/paid for the twelve months to 31 October.

* Alternative Performance Measure.





Notice of annual general meeting

Lloyds Banking Group shares rose almost 80% through the year as the potential for sizable cash returns became more visible.

Notice of annual general meeting

Notice is hereby given that the Annual General Meeting of BlackRock Income and Growth Investment Trust plc will be held at the offices of BlackRock at 12 Throgmorton Avenue, London EC2N 2DL on Tuesday, 17 March 2026 at 12:00 noon for the purpose of considering and, if thought fit, passing the following resolutions (which will be proposed in the case of resolutions 1 to 10, as ordinary resolutions and, in the case of resolutions 11 to 14, as special resolutions).

Ordinary business

1. To receive the report of the Directors of the Company and the financial statements for the year ended 31 October 2025, together with the report of the Auditor thereon.

2. To approve the Directors' Remuneration Report for the year ended 31 October 2025.

3. To approve the Directors' Remuneration Policy as set out on pages 61 and 62.

4. To approve a final dividend for the year ended 31 October 2025 of 5.00 pence per ordinary share in the capital of the Company.

5. To re-elect Mr Graeme Proudfoot as a Director.

6. To re-elect Mr Charles Worsley as a Director.

7. To re-elect Mrs Chrysoula Zervoudakis as a Director.

8. To elect Mr Marcus Hine as a Director.

9. To appoint Ernst & Young LLP as Auditor to the Company to hold office until the conclusion of the next Annual General Meeting of the Company.

10. To authorise the Audit Committee to determine the Auditor's remuneration.

Special business

Ordinary resolutions

11. That, in substitution for all existing authorities, the Directors of the Company be and they are hereby generally and unconditionally authorised pursuant to Section 551 of the Companies Act 2006 (the Act), to exercise all the powers of the Company to allot relevant securities in the Company (as defined in that section) up to an aggregate nominal amount of £62,019.52, (being 33% of the aggregate nominal amount of the issued ordinary share capital, excluding treasury shares, of the Company at the date of this notice) provided this authority shall (unless previously revoked) expire at the conclusion of the Company's Annual General Meeting to be held in 2027, but the Company shall be entitled to make offers or agreements before the expiry of this authority which would or might require relevant securities to be allotted after such expiry and the Directors may allot such securities pursuant to any such offer or agreement as if the authority conferred hereby had not expired.

Special resolutions

12. That, in substitution for all existing authorities and subject to the passing of resolution 11, the Directors of the Company be and are hereby empowered pursuant to Sections 570 and 573 of the Companies Act 2006 (the Act) to allot equity securities (as defined in Section 560 of the Act) and to sell equity securities held by the Company as treasury shares (as defined in Section 724 of the Act) for cash pursuant to the authority granted by the resolution numbered 9, as if Section 561(1) of the Act did not apply to any such allotments and sales of equity securities, provided that this power:

    (a) shall expire at the conclusion of the next Annual General Meeting of the Company to be held in 2026, except that the Company may before such expiry make offers or agreements which would or might require equity securities to be allotted or sold after such expiry and not withstanding such expiry the Directors may allot and sell equity securities in pursuance of such offers or agreements;

    (b) shall be limited to the allotment of equity securities and/or the sale of equity securities held in treasury for cash up to an aggregate nominal amount of £62,019.52 (representing 33% of the aggregate nominal amount of the issued ordinary share capital, excluding treasury shares, of the Company at the date of this notice); and

    (c) shall be limited to the allotment of equity securities and/or sale of equity securities held in treasury at a price not less than the net asset value per ordinary share as close as practicable to the allotment or sale.

13. That, in substitution for the Company's existing authority to make market purchases of ordinary shares of 1p each in the Company (Ordinary Shares), the Company be and is hereby generally and, subject as hereinafter appears, unconditionally authorised in accordance with Section 701 of the Companies Act 2006 (the Act) to make market purchases of Ordinary Shares (within the meaning of Section 693 of the Act), provided that:

    (a) the maximum number of Ordinary Shares hereby authorised to be purchased shall be 2,817,190 or, if less, the number of Ordinary Shares which is equal to 14.99% of the Company's issued Ordinary Share capital (excluding treasury shares) as at the date of this notice, or, if different, the number of shares in issue upon the passing of this resolution;

    (b) the minimum price (exclusive of expenses) which may be paid for any such Ordinary Share shall be 1p being the nominal value per share;

    (c) the maximum price (exclusive of expenses) which may be paid for any such Ordinary Share shall be the higher of: (i) 105% of the average of the middle market quotations (as derived from the Official List) of the Ordinary Shares for the five dealing days prior to the date on which the market purchase is made and (ii) the higher of the price quoted for (a) the last independent trade of and (b) the highest current independent bid for, any number of Ordinary Shares on the trading venue where the purchase is carried out; and

    (d) unless renewed, the authority hereby conferred shall expire at the conclusion of the next Annual General Meeting of the Company in 2027 save that the Company may, prior to such expiry, enter into a contract to purchase Ordinary Shares under the authority hereby conferred and may make a purchase of Ordinary Shares pursuant to any such contract not withstanding such expiry.

    All Ordinary Shares purchased pursuant to the above authority shall be either:

    (i) held, sold, transferred or otherwise dealt with as treasury shares in accordance with the provisions of the Act; or

    (ii) cancelled immediately upon completion of the purchase.

14. That, the period of notice required for general meetings of the Company (other than Annual General Meetings) shall be not less than 14 clear days' notice.

By order of the Board

For and on behalf of the Board

KEVIN MAYGER
BlackRock Investment Management (UK) Limited
Company Secretary
27 January 2026

Registered Office:
12 Throgmorton Avenue
London EC2N 2DL

Notice of annual general meeting

continued

Notes:

1. A member entitled to attend and vote at the meeting convened by the above Notice is entitled to appoint one or more proxies to exercise all or any of the rights of the member to attend, speak and vote in his place. A proxy need not be a member of the Company. If a member appoints more than one proxy to attend the meeting, each proxy must be appointed to exercise the rights attached to a different share or shares held by the member.
2. To appoint a proxy you may use the form of proxy enclosed with this document. To be valid, the form of proxy, together with the power of attorney or other authority (if any) under which it is signed or a notarially certified or office copy of the same, must be completed and returned to the office of the Company's registrar in accordance with the instructions printed thereon as soon as possible and in any event by not later than 12 noon on Friday, 13 March 2026. Amended instructions must also be received by the Company's registrar by the deadline for receipt of forms of proxy. Alternatively, you can vote or appoint a proxy electronically by visiting www.eproxyappointment.com. You will be asked to enter the Control Number, the Shareholder Reference Number and PIN which are printed on the form of proxy. The latest time for the submission of proxy votes electronically is 12 noon on Friday, 13 March 2026.
3. Proxymity Voting – if you are an institutional investor you may also be able to appoint a proxy electronically via the Proxymity platform, a process which has been agreed by the Company and approved by the Registrar. For further information regarding Proxymity, please go to www.proxymity.io. Your proxy must be lodged by 12 noon on Friday, 13 March 2026 in order to be considered valid. Before you can appoint a proxy via this process you will need to have agreed to Proxymity's associated terms and conditions. It is important that you read these carefully as you will be bound by them and they will govern the electronic appointment of your proxy.
4. Completion and return of the form of proxy will not prevent a member from attending the meeting and voting in person. If you have appointed a proxy and attend the meeting in person, your proxy appointment will automatically be terminated.
5. Any person receiving a copy of this Notice as a person nominated by a member to enjoy information rights under Section 146 of the Companies Act 2006 (a Nominated Person) should note that the provisions in Notes 1 and 2 above concerning the appointment of a proxy or proxies to attend the meeting in place of a member, do not apply to a Nominated Person as only ordinary shareholders have the right to appoint a proxy. However, a Nominated Person may have a right under an agreement between the Nominated Person and the member by whom he or she was nominated to be appointed, or to have someone else appointed, as proxy for the meeting. If a Nominated Person has no such proxy appointment right or does not wish to exercise it, he/she may have a right under such agreement to give instructions to the member as to the exercise of voting rights at the meeting.
6. Nominated persons should also remember that their main point of contact in terms of their investment in the Company remains the member who nominated the Nominated Person to enjoy the information rights (or perhaps the custodian or broker who administers the investment on their behalf). Nominated Persons should continue to contact that member, custodian or broker (and not the Company) regarding any changes or queries relating to the Nominated Person's personal details and interest in the Company (including any administrative matter). The only exception to this is where the Company expressly requests a response from the Nominated Person.
7. Pursuant to regulation 41 of the Uncertificated Securities Regulations 2001, only ordinary shareholders registered in the register of members of the Company by not later than 6.00 p.m. two days prior to the time fixed for the meeting shall be entitled to attend and vote at the meeting in respect of the number of shares registered in their name at such time. If the meeting is adjourned, the time by which a person must be entered on the register of members of the Company in order to have the right to attend and vote at the adjourned meeting is 6.00 p.m. two days prior to the time of the adjournment. Changes to the register of members after the relevant times shall be disregarded in determining the rights of any person to attend and vote at the meeting.
8. In the case of joint holders, the vote of the senior holder who tenders a vote whether in person or by proxy shall be accepted to the exclusion of the votes of the other joint holders and, for this purpose, seniority will be determined by the order in which the names stand in the register of members of the Company in respect of the relevant joint holding.
9. Shareholders who hold their shares electronically may submit their votes through CREST, by submitting the appropriate and authenticated CREST message so as to be received by the Company's registrar by not later than 48 hours before the start of the meeting. Instructions on how to vote through CREST can be found by accessing the following website: www.euroclear.com/CREST. Shareholders are advised that CREST and the internet are the only methods by which completed proxies can be submitted electronically.
10. If you are a CREST system user (including a CREST personal member) you can appoint one or more proxies or give an instruction to a proxy by having an appropriate CREST message transmitted. To appoint one or more proxies or to give an instruction to a proxy (whether previously appointed or otherwise) via the CREST system, CREST messages must be received by Computershare (ID number 3RA50) not later than 48 hours before the start of the meeting. For this purpose, the time of receipt will be taken to be the time (as determined by the timestamp generated by the CREST system) from which Computershare is able to retrieve the message. CREST personal members or other CREST sponsored members should contact their CREST sponsor for assistance with appointing proxies via CREST. For further information on CREST procedures, limitations and system timings please refer to the CREST manual. The Company may treat as invalid a proxy appointment sent by CREST in the circumstances set out in Regulation 35(5)(a) of the Uncertificated Securities Regulations 2001.

11. If the Chairman, as a result of any proxy appointments, is given discretion as to how the votes subject of those proxies are cast and the voting rights in respect of those discretionary proxies, when added to the interest in the Company's securities already held by the Chairman, result in the Chairman holding such number of voting rights that he has a notifiable obligation under the Disclosure Guidance and Transparency Rules, the Chairman will make the necessary notifications to the Company and the Financial Conduct Authority. As a result, any member holding 3% or more of the voting rights in the Company, who grants the Chairman a discretionary proxy in respect of some or all of those voting rights and so would otherwise have a notification obligation under the Disclosure Guidance and Transparency Rules, need not make a separate notification to the Company and the Financial Conduct Authority.

12. Any question relevant to the business of the meeting may be asked at the meeting by anyone permitted to speak at the meeting. A shareholder may alternatively submit a question in advance by a letter addressed to the Company Secretary at the Company's registered office. Under Section 319A of the Companies Act 2006, the Company must answer any question a shareholder asks relating to the business being dealt with at the meeting, unless (i) answering the question would interfere unduly with the preparation for the meeting or involve the disclosure of confidential information; (ii) the answer had already been given on a website in the form of an answer to a question; or (iii) it is undesirable in the interests of the Company or the good order of the meeting that the question be answered.

13. Any corporation which is a member can appoint one or more corporate representatives who may exercise on its behalf all of its powers as a member provided that, if it is appointing more than one corporate representative, it does not do so in relation to the same shares. It is therefore no longer necessary to nominate a designated corporate representative. Representatives should bring to the meeting evidence of their appointment, including any authority under which it is signed.

14. Under Section 527 of the Companies Act 2006, members meeting the threshold requirements set out in that section have the right to require the Company to publish on a website a statement setting out any matter relating to:

    (i) the audit of the Company's accounts (including the Auditor's report and the conduct of the audit) that are laid before the meeting; or

    (ii) any circumstance connected with an Auditor of the Company ceasing to hold office since the previous meeting at which annual accounts and reports were laid in accordance with Section 437 of the Companies Act 2006.

    The Company may not require the members requesting any such website publication to pay its expenses in complying with Sections 527 or 528 of the Companies Act 2006. Where the Company is required to place a statement on a website under Section 527 of the Companies Act 2006, it must forward the statement to the Company's Auditor not later than the time when it makes the statement available on the website. The business which may be dealt with at the meeting includes any statement that the Company has been required under Section 527 of the Companies Act 2006 to publish on a website.

15. Under Sections 338 and 338A of the Companies Act 2006, members meeting the threshold requirements in those sections have the right to require the Company:

    (i) to give, to members of the Company entitled to receive notice of the meeting, notice of a resolution which may properly be moved and is intended to be moved at the meeting; and/or

    (ii) to include in the business to be dealt with at the meeting any matter (other than a proposed resolution) which may be properly included in the business.

    A resolution may properly be moved or a matter may properly be included in the business unless:

    (a) (in the case of a resolution only) it would, if passed, be ineffective (whether by reason of inconsistency with any enactment or the Company's constitution or otherwise);

    (b) it is defamatory of any person; or

    (c) it is frivolous or vexatious.

    Such a request may be in hard copy form or in electronic form, and must identify the resolution of which notice is to be given or the matter to be included in the business, must be authorised by the person or persons making it, must be received by the Company not later than 2 February 2026, being the date six clear weeks before the meeting, and (in the case of a matter to be included in the business only) must be accompanied by a statement setting out the grounds for the request.

16. As at the date of this report, the Company's issued share capital comprised 18,793,794 ordinary shares of 1p each, excluding shares held in treasury. Each ordinary share carries the right to one vote and therefore the total voting rights in the Company as at the date of this report are 18,793,794.

17. Further information regarding the meeting which the Company is required by Section 311A of the Companies Act 2006 to publish on a website in advance of the meeting (including this Notice), can be accessed at www.blackrock.com/uk/brig.

18. No service contracts exist between the Company and any of the Directors, who hold office in accordance with letters of appointment and the Articles of Association.

Share fraud warning

Be ScamSmart

FCA
FINANCIAL CONDUCT AUTHORITY

Investment scams are designed to look like genuine investments

Spot the warning signs



Have you been:

- **contacted out of the blue**
- **promised tempting returns and told the investment is safe**
- **called repeatedly, or**
- **told the offer is only available for a limited time?**

If so, you might have been contacted by fraudsters.

Avoid investment fraud

1. **Reject cold calls**
   If you've received unsolicited contact about an investment opportunity, chances are it's a high risk investment or a scam. You should treat the call with extreme caution. The safest thing to do is to hang up.

2. **Check the FCA Warning List**
   The FCA Warning List is a list of firms and individuals we know are operating without our authorisation.

3. **Get impartial advice**
   Think about getting impartial financial advice before you hand over any money. Seek advice from someone unconnected to the firm that has approached you.

Report a scam

If you suspect that you have been approached by fraudsters please tell the FCA using the reporting form at **www.fca.org.uk/consumers**. You can also call the FCA Consumer Helpline on **0800 111 6768**

If you have lost money to investment fraud, you should report it to Action Fraud on 0300 123 2040 or online at www.actionfraud.police.uk

Find out more at **www.fca.org.uk/scamsmart**

Remember: if it sounds too good to be true, it probably is!

SGN001

How to Invest

Retail Investors advised by IFAs

The Company currently conducts its affairs so that its shares can be recommended by Independent Financial Advisers ("IFAs") in the UK to ordinary retail investors in accordance with the Financial Conduct Authority ("FCA") rules in relation to non-mainstream investment products and intends to continue to do so. The shares are excluded from the FCA's restrictions which apply to nonmainstream investment products because they are shares in an investment trust.

Computershare – Share Dealing Service

An internet and telephone dealing service is available through the Company's registrar, Computershare. This provides a simple way for UK shareholders of BlackRock Income & Growth Investment Trust plc to buy or sell the Company's shares. For online share purchases, you will need to register for the Walker Crips Dealing Service www.wcgplc.co.uk/ShareDealing. For full details and terms and conditions simply log onto www.computershare.com/dealing/uk or call 0370 703 0084 between 8.30am and 5.30pm Monday to Friday. This service is only available to shareholders of BlackRock Income & Growth Investment Trust plc who hold shares in their own name, with a UK registered address and who are aged 18 and over. Computershare Investor Services PLC, The Pavillions, Bridgwater Road, Bristol BS13 8AE is registered in England and Wales with number 03498808. Computershare Investor Services PLC is authorised and regulated by the Financial Conduct Authority.

Investment Platforms

The Company's shares are traded openly on the London Stock Exchange and can be purchased through a stock broker or other financial intermediary. The shares are available through savings plans (including Investment Dealing Accounts, ISAs, Junior ISAs and SIPPs) which facilitate both regular monthly investments and lump sum investments in the Company's shares. There are a number of investment platforms that offer these facilities. The following is a list of some of them, which is not comprehensive and does not constitute any form of recommendation:

AJ Bell Youinvest www.youinvest.co.uk/

Barclays Stockbrokers www.smartinvestor.barclays.co.uk/

Bestinvest www.bestinvest.co.uk/

Charles Stanley Direct www.charles-stanley-direct.co.uk/

Halifax Share Dealing www.halifaxsharedealing-online.co.uk

Hargreaves Lansdown www.hl.co.uk/

HSBC www.hsbc.co.uk/investments/products-and-services/invest-direct/

iDealing www.idealing.com/

Interactive Investor www.ii.co.uk/

IWEB www.iweb-sharedealing.co.uk/

Saxo Capital Markets www.home.saxo

Tillit www.tillitinvest.com/

WealthClub www.wealthclub.co.uk

Risk warnings

Past performance is no guarantee of future performance. The value of your investment and any income from it may go down as well as up and you may not get back the amount invested. This is because the share price is determined by the changing conditions in the relevant stock markets in which the Company invests and by the supply and demand for the Company's shares. As the shares in an investment trust are traded on a stock market, the share price will fluctuate in accordance with the supply and demand and may not reflect the underlying net asset value of the shares; where the share price is less than the underlying value of the assets, the difference is known as the 'discount'. For these reasons investors may not get back the original amount invested. Although the Company's shares are denominated in sterling, it may invest in stocks and shares which are denominated in currencies other than sterling and to the extent they do so, they may be affected by movements in exchange rates. As a result the value of your investment may rise or fall with movements in exchange rates. Investors should note that tax rates and reliefs may change at any time in the future. The value of ISA tax advantages will depend on personal circumstances. The favourable tax treatments of ISAs may not be maintained.

Printed by Park Communications on FSC® certified paper.

Park works to the EMAS standard and its Environmental Management System is certified to ISO 14001.

This publication has been manufactured using 100% offshore wind electricity sourced from UK wind.

100% of the inks used are vegetable oil based, 95% of press chemicals are recycled for further use and, on average 99% of any waste associated with this production will be recycled and the remaining 1% used to generate energy.

This document is printed on paper made of material from well-managed FSC®-certified forests and other controlled sources.

FSC
www.fsc.org
MIX
Paper | Supporting responsible forestry
FSC® C001785

BlackRock®

www.blackrock.com/uk/brig