

BSF BlackRock Systematic Global Equity
Absolute Return Fund
Class E2 Hedged Euro
BlackRock Strategic Funds

Unless otherwise stated, Performance, Portfolio Breakdowns and Net Assets information as at: 31-May-2024. All other data as at 13-Jun-2024.

This document is marketing material. For Investors in Switzerland. Investors should read the KIID/PRIIPs document and prospectus prior to investing, and should refer to the prospectus for the funds full list of risks.

FUND OVERVIEW

- The Fund aims to achieve a positive absolute return through a combination of capital growth and income on your investment regardless of market conditions.
- The Fund seeks to gain at least 70% of any investment exposure to equity securities (e.g. shares) of companies domiciled in, or the main business of which is in, developed countries worldwide. This is achieved by investing at least 70% of its assets in equity securities, other equity-related securities and, when determined appropriate fixed income (FI) securities (such as bonds), money market instruments (MMIs) (i.e. debt securities with short-term maturities), deposits and cash.
- The equity-related securities include financial derivative instruments (FDIs) (i.e. contracts the value of which is based on one or more underlying assets). FDIs may be used to help achieve the Fund's investment objective and the Fund may, via FDIs, generate market leverage (i.e. where the Fund gains market exposure in excess of the value of its assets). At any one time, a substantial amount, or even all of the Fund's assets may be held as cash to provide cover for the exposure created by the use of FDIs or to assist in achieving its investment objective.

RISK INDICATOR



CAPITAL AT RISK: The value of investments and the income from them can fall as well as rise and are not guaranteed. Investors may not get back the amount originally invested.

KEY RISKS:

- The value of equities and equity-related securities can be affected by daily stock market movements. Other influential factors include political, economic news, company earnings and significant corporate events.
- Due to its investment strategy an 'Absolute Return' fund may not move in line with market trends or fully benefit from a positive market environment.
- Derivatives may be highly sensitive to changes in the value of the asset on which they are based and can increase the size of losses and gains, resulting in greater fluctuations in the value of the Fund. The impact to the Fund can be greater where derivatives are used in an extensive or complex way.
- The Fund uses quantitative models in order to make investment decisions. As market dynamics shift over time, a quantitative model may become less efficient or may even present deficiencies under certain market conditions.
- Counterparty Risk: The insolvency of any institutions providing services such as safekeeping of assets or acting as counterparty to derivatives or other instruments, may expose the Fund to financial loss.
- Credit Risk: The issuer of a financial asset held within the Fund may not pay income or repay capital to the Fund when due.

KEY FACTS

Comparator[†]: ICE BofAML 3-MO US Treasury Bill

Asset Class : Equity

Fund Launch Date : 02-Jun-2014

Share Class Launch Date : 02-Jun-2014

Fund Base Currency : USD

Share Class Currency : EUR

Use of Income : Accumulating

Net Assets of Fund (M) : 21.88 USD

Morningstar Category : Equity Market Neutral EUR

SFDR Classification : Other

Domicile : Luxembourg

ISIN : LU1069251277

Management Company : BlackRock (Luxembourg) S.A.

* or currency equivalent

FEES AND CHARGES

Annual Management Fee : 2.30%

Ongoing Charge : 2.78%

Performance Fee : 0.00%

DEALING INFORMATION

Minimum Initial Investment : 5,000 EUR *

Settlement : Trade Date + 3 days

Dealing Frequency : Daily, forward pricing basis

* or currency equivalent

PORTFOLIO CHARACTERISTICS

Price to Book Ratio : -0.23x

Price to Earnings Ratio : 1.37x

Standard Deviation (3y) : 5.14

3y Beta : 4.31

Number of Holdings : 2,449

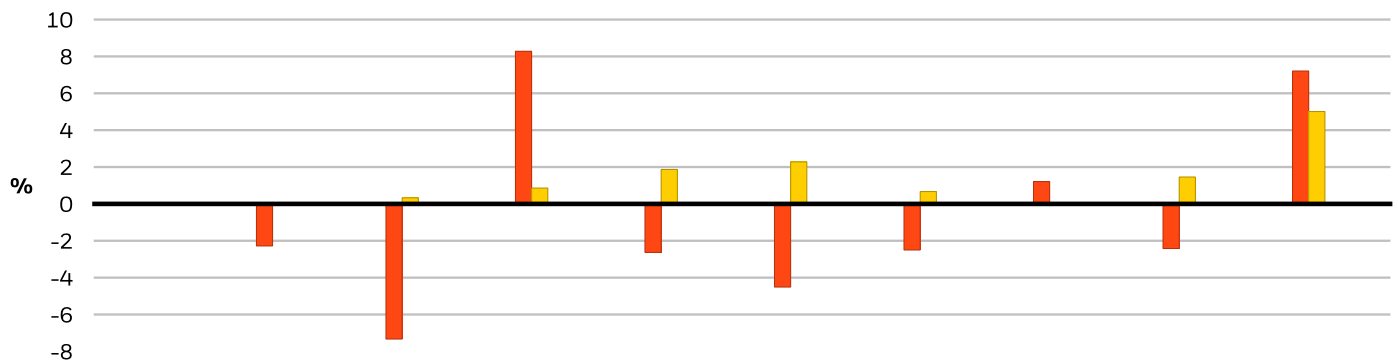
PORTFOLIO MANAGER(S)

Kevin Franklin
Andrew Huzzey

BSF BlackRock Systematic Global Equity Absolute Return Fund Class E2 Hedged Euro BlackRock Strategic Funds

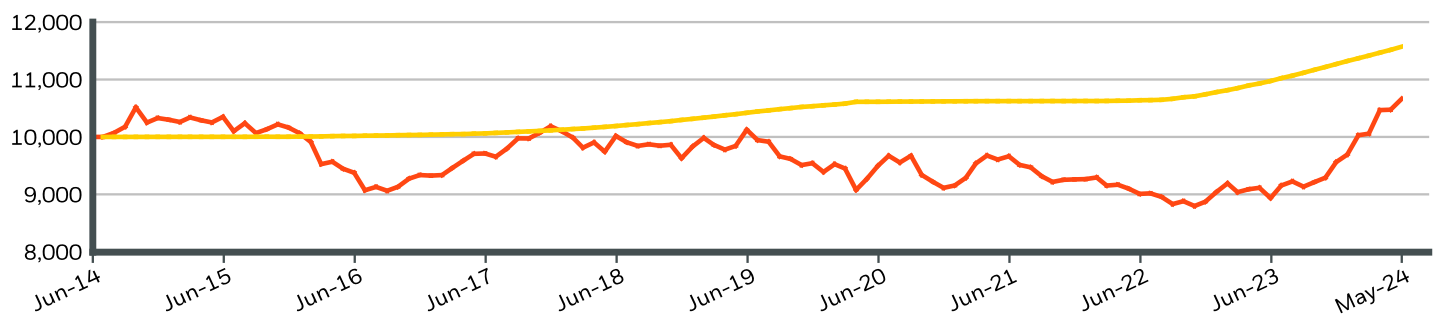
BlackRock

CALENDAR YEAR PERFORMANCE



	2014	2015	2016	2017	2018	2019	2020	2021	2022	2023
Share Class	-	-2.28	-7.33	8.28	-2.63	-4.51	-2.50	1.21	-2.42	7.21
Comparator ^{†1}	-	0.05	0.33	0.86	1.87	2.28	0.67	0.05	1.46	5.01

GROWTH OF HYPOTHETICAL 10,000 EUR SINCE INCEPTION



CUMULATIVE & ANNUALISED PERFORMANCE

	CUMULATIVE (%)					ANNUALISED (% p.a.)		
	1m	3m	6m	YTD	1y	3y	5y	Since Inception
Share Class	1.82	6.04	11.54	10.02	19.35	3.34	1.04	0.68
Comparator ^{†1}	0.48	1.36	2.69	2.21	5.45	2.89	2.12	1.47

The figures shown relate to past performance. Past performance is not a reliable indicator of current or future performance and should not be the sole factor of consideration when selecting a product or strategy. Share Class and Benchmark performance displayed in EUR, hedged share class benchmark performance is displayed in USD. Performance is shown on a Net Asset Value (NAV) basis, with gross income reinvested where applicable. The return of your investment may increase or decrease as a result of currency fluctuations if your investment is made in a currency other than that used in the past performance calculation. **Source:** BlackRock

■ Share Class BSF BlackRock Systematic Global Equity Absolute Return FundClass E2 Hedged Euro
■ Comparator^{†1} ICE BofAML 3-MO US Treasury Bill

Contact Us

For EMEA: +44 (0) 20 7743 3300 • www.blackrock.com • investor.services@blackrock.com

**BSF BlackRock Systematic Global Equity
Absolute Return Fund
Class E2 Hedged Euro
BlackRock Strategic Funds**

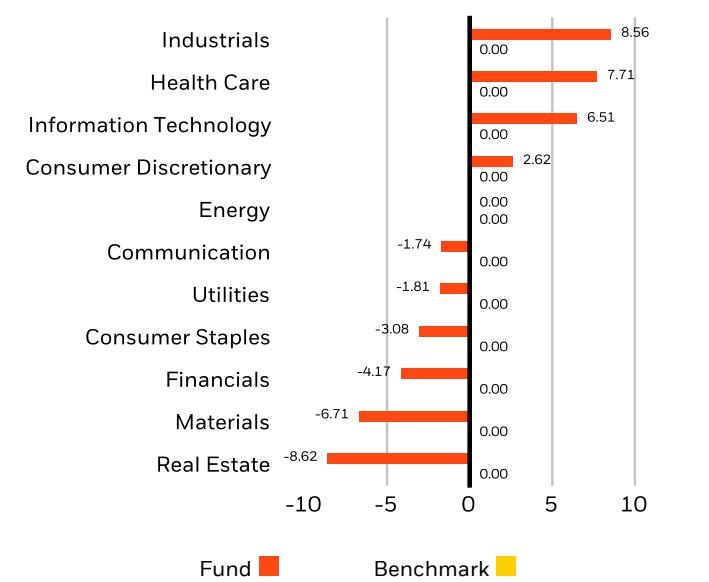


TOP 10 HOLDINGS (%)

NOVO NORDISK A/S	1.47%
MANHATTAN ASSOCIATES INC	1.47%
VISA INC	1.38%
REINSURANCE GROUP OF AMERICA INCORPORATED	1.35%
A2A SPA	1.33%
AMAZON.COM INC	1.23%
VERISIGN INC	1.19%
MERCK & CO INC	1.13%
MASTERCARD INC	1.12%
SOFINA SA	1.12%
Total of Portfolio	12.79%

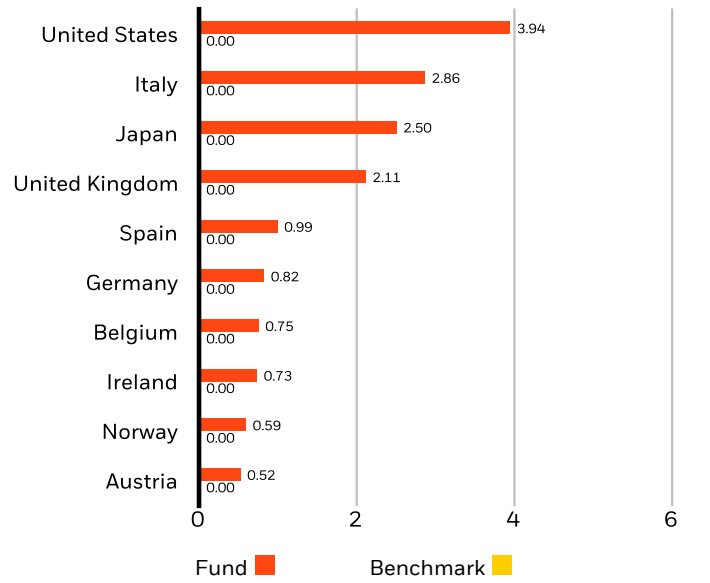
Holdings subject to change

SECTOR BREAKDOWN (%)



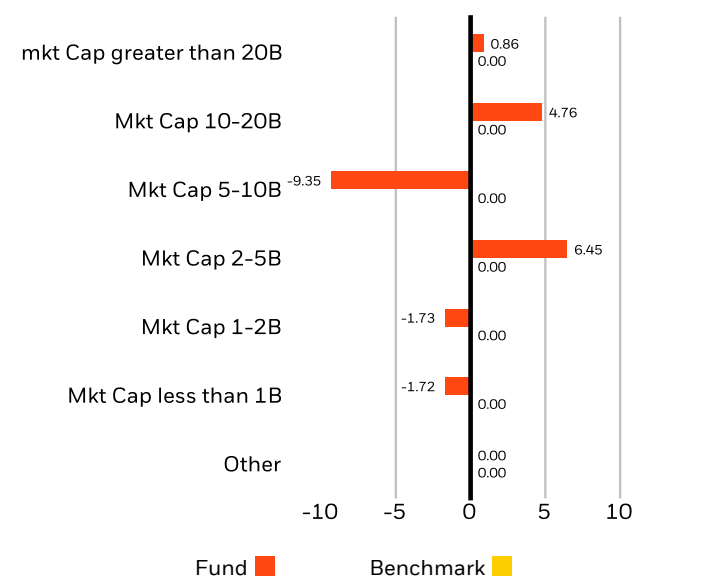
Allocations are subject to change. Source: BlackRock

GEOGRAPHIC BREAKDOWN (%)



Allocations are subject to change. Source: BlackRock

MARKET CAPITALISATION (%)



Allocations subject to change. Source: BlackRock

BSF BlackRock Systematic Global Equity Absolute Return Fund Class E2 Hedged Euro BlackRock Strategic Funds

BlackRock

GLOSSARY

SFDR Classification: Article 8: Products that promote environmental or social characteristics and promote good governance practices.

Article 9: Products that have sustainable investments as an objective and follow good governance practices. **Other:** Products that do not meet the criteria to be classified as Article 8 or 9.

Price to Earnings: A valuation ratio of a company's current share price compared to its per-share earnings in the current forecast year, calculated as current share price divided by current earnings per share.

Price to Book Ratio: represents the ratio of the current closing price of the share to the latest quarter's book value per share.

IMPORTANT INFORMATION:

In the UK and Non-European Economic Area (EEA) countries: this is issued by BlackRock Investment Management (UK) Limited, authorised and regulated by the Financial Conduct Authority. Registered office: 12 Throgmorton Avenue, London, EC2N 2DL. Tel: + 44 (0)20 7743 3000. Registered in England and Wales No. 02020394. For your protection telephone calls are usually recorded. Please refer to the Financial Conduct Authority website for a list of authorised activities conducted by BlackRock.

BSF Funds: This document is marketing material. BlackRock Strategic Funds (BSF) is an open-ended investment company established and domiciled in Luxembourg which is available for sale in certain jurisdictions only. BSF is not available for sale in the U.S. or to U.S. persons. Product information concerning BSF should not be published in the U.S. BlackRock Investment Management (UK) Limited is the Principal Distributor of BSF and may terminate marketing at any time. In the UK, subscriptions in BSF are valid only if made on the basis of the current Prospectus, the most recent financial reports and the Key Investor Information Document, and in EEA and Switzerland subscriptions in BSF are valid only if made on the basis of the current Prospectus, the most recent financial reports and the Packaged Retail and Insurance-based Investment Products Key Information Document (PRIIPs KID) which are available in registered jurisdictions and local language where they are registered, these can be found at www.blackrock.com on the relevant product pages. Prospectuses, Key Investor Information Documents, PRIIPs KID and application forms may not be available to investors in certain jurisdictions where the Fund in question has not been authorised. Investors should understand all characteristics of the funds objective before investing. For information on investor rights and how to raise complaints please go to <https://www.blackrock.com/corporate/compliance/investor-right> available in in local language in registered jurisdictions.

For investors in Switzerland. This document is marketing material. The BlackRock Strategic Funds (BSF) Fund is domiciled in Luxembourg. BlackRock Asset Management Schweiz AG, Bahnhofstrasse 39, CH-8001 Zurich, is the Swiss Representative and State Street Bank International GmbH, Munich, Zurich Branch, Beethovenstrasse 19, CH-8002 Zurich, the Swiss Paying Agent. The Prospectus, Packaged Retail and Insurance-based Investment Products Key Information Document (PRIIPs KID) or equivalent, the Articles of Incorporation, the latest and any previous annual and semi-annual reports are available free of charge from the Swiss Representative. Investors should read the fund specific risks in the PRIIPs KID and the Prospectus.

Any research in this document has been procured and may have been acted on by BlackRock for its own purpose. The results of such research are being made available only incidentally. The views expressed do not constitute investment or any other advice and are subject to change. They do not necessarily reflect the views of any company in the BlackRock Group or any part thereof and no assurances are made as to their accuracy.

This document is for information purposes only and does not constitute an offer or invitation to anyone to invest in any BlackRock funds and has not been prepared in connection with any such offer.

© 2024 BlackRock, Inc. All Rights reserved. BLACKROCK, BLACKROCK SOLUTIONS and iSHARES are trademarks of BlackRock, Inc. or its subsidiaries in the United States and elsewhere. All other trademarks are those of their respective owners.

Contact Us

For EMEA: +44 (0) 20 7743 3300 • www.blackrock.com • investor.services@blackrock.com