

## BGF Emerging Markets Fund Class A2 USD

## MARCH 2019 FACTSHEET

Unless otherwise stated, Performance, Portfolio Breakdowns and Net Assets information as at: 31-Mar-2019. All other data as at 09-Apr-2019.

For Investors in Switzerland. Investors should read the Key Investor Information Document and Prospectus prior to investing.

## FUND OVERVIEW

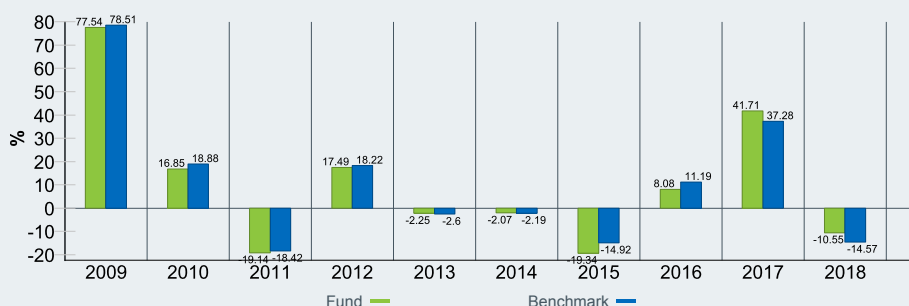
The Fund aims to maximise the return on your investment through a combination of capital growth and income on the Fund's assets. The Fund invests globally at least 70% of its total assets in the shares of companies domiciled in, or the main business of which is in, emerging markets. Investment may also be made in shares of companies domiciled in, or the main business of which is in, developed markets that have significant business operations in emerging markets.

## GROWTH OF 10,000



Share Class and Benchmark performance displayed in USD. Source: BlackRock. Performance is shown on a Net Asset Value (NAV) basis, with gross income reinvested. Source: BlackRock. Past performance is not a guide to future performance and should not be the sole factor of consideration when selecting a product.

## 12 MONTH PERFORMANCE PERIODS - PER CALENDAR YEAR



Share Class performance is calculated on a Net Asset Value (NAV) basis, with income reinvested, in USD, net of fees. Benchmark performance displayed in USD. Past performance is not a guide to current or future performance

## CUMULATIVE &amp; ANNUALISED PERFORMANCE

	Cumulative (%)				Annualised (% p.a.)			
	1m	3m	6m	YTD	1 Year	3 Years	5 Years	Since Inception
Share Class	1.07%	10.59%	6.32%	10.59%	-2.53%	13.52%	4.26%	5.17%
Benchmark	0.84%	9.92%	1.71%	9.92%	-7.41%	10.68%	3.68%	5.69%
Quartile Rank	2	2	1	2	1	N/A	N/A	N/A

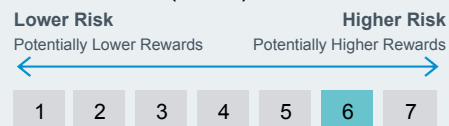
The figures shown relate to past performance. Past performance is not a reliable indicator of current or future results and should not be the sole factor of consideration when selecting a product or strategy.

Share Class and Benchmark performance displayed in USD, hedged fund benchmark performance is displayed in USD. Performance is shown on a Net Asset Value (NAV) basis, with gross income reinvested where applicable. The return of your investment may increase or decrease as a result of currency fluctuations if your investment is made in a currency other than that used in the past performance calculation. Source: BlackRock

**Key Risks:** All financial investments involve an element of risk. Therefore, the value of your investment and the income from it will vary and your initial investment amount cannot be guaranteed. The fund invests a large portion of assets which are denominated in other currencies; hence changes in the relevant exchange rate will affect the value of the investment. The fund may invest in smaller company shares which can be more unpredictable and less liquid than those of larger company shares.

**Capital at risk.** All financial investments involve an element of risk. Therefore, the value of your investment and the income from it will vary and your initial investment amount cannot be guaranteed.

## SYNTHETIC RISK &amp; REWARD INDICATOR (SRRI)



## KEY FACTS

Asset Class	Equity
Morningstar Category	Global Emerging Markets Equity
Fund Launch Date	30-Nov-1993
Share Class Launch Date	01-Dec-1993
Fund Base Currency	USD
Share Class Currency	USD
Total Fund Size (M)	831.43 USD
Benchmark	MSCI Emerging Markets Index (Net)
Domicile	Luxembourg
Fund Type	UCITS
ISIN	LU0047713382
Bloomberg Ticker	MIGSEMI
Distribution Frequency	None
Minimum Initial Investment	5,000 USD*

\* or currency equivalent

## PORTFOLIO MANAGER(S)


Gordon Fraser  
Andrew Swan

## TOP HOLDINGS (%)

TENCENT HOLDINGS LTD	4.64
SAMSUNG ELECTRONICS CO LTD	4.43
BANK OF CHINA LTD	3.62
PING AN INSURANCE GROUP CO OF CHINA LTD	3.54
HDFC BANK LTD	3.30
SBERBANK ROSSII PAO	3.15
PETROLEO BRASILEIRO SA	2.57
NOTRE DAME INTERMEDICA PARTICIPACOES SA	2.35
BANK MANDIRI (PERSERO) TBK PT	2.23
SJM HOLDINGS LTD	2.14
<b>Total of Portfolio</b>	<b>31.97</b>

Holdings subject to change

## RATINGS



## SECTOR BREAKDOWN (%)

	Fund	Benchmark	Active
Financials	30.34	24.18	6.16
Information Technology	15.31	14.57	0.74
Consumer Discretionary	12.73	13.38	-0.64
Communication	8.69	12.30	-3.61
Health Care	6.53	2.64	3.89
Materials	5.41	7.36	-1.95
Energy	5.30	8.06	-2.76
Industrials	4.74	5.38	-0.64
Consumer Staples	4.13	6.40	-2.28
Cash and/or Derivatives	3.68	0.00	3.68
Real Estate	3.13	3.17	-0.04
Utilities	0.00	2.56	-2.56

Negative weightings may result from specific circumstances (including timing differences between trade and settlement dates of securities purchased by the funds) and/or the use of certain financial instruments, including derivatives, which may be used to gain or reduce market exposure and/or risk management. Allocations are subject to change.

## PORTFOLIO CHARACTERISTICS

Weighted Average Market Capitalisation (millions)	82,184 USD
Price to Book Ratio	1.86x
Price to Earnings (TTM) Ratio	13.44x

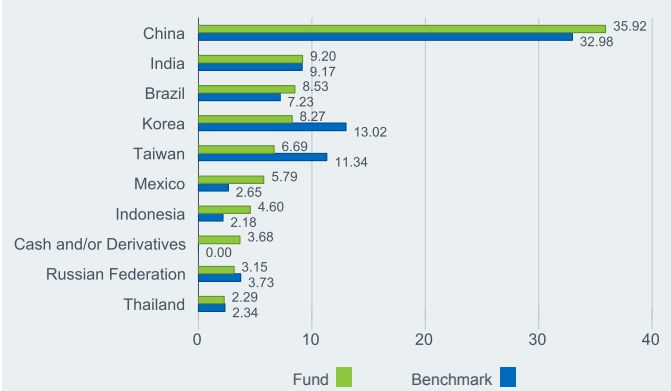
## FEES AND CHARGES

Max Initial Charge	5.00%
Exit Fee	0.00%
Ongoing Charge	1.86%
Performance Fee	0.00%

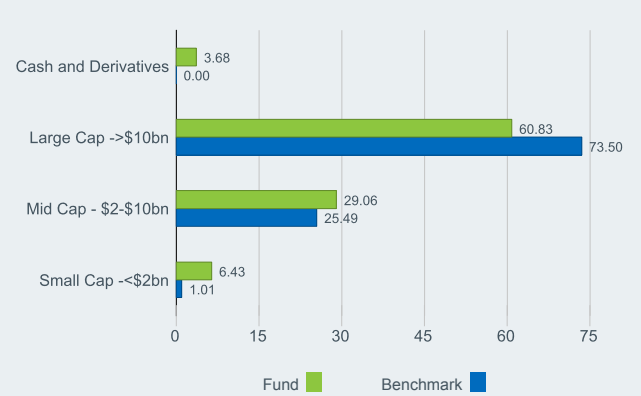
## DEALING INFORMATION

Settlement	Trade Date + 3 days
Dealing Frequency	Daily, forward pricing basis

## TOP COUNTRIES (%)



## MARKET CAPITALISATION (%)



## GLOSSARY

**Market Capitalisation:** is the total value of the shares issued by a company which trades on the stock exchange.

**Ongoing Charge:** is a figure representing all annual charges and other payments taken from the fund.

**Price to Book Ratio:** represents the ratio of the current closing price of the share to the latest quarter's book value per share.

**Price to Earnings (TTM) Ratio:** represents the ratio of the market price per share of a company to the company's earnings per share for a twelve-month period (usually the last 12 months or trailing twelve months (TTM)).

**Quartile Rank:** categorises a fund into four equal bands based on their performance over a specified period within the relevant Morningstar's sector. The top or first quartile contains the top 25% of funds, through to the bottom or 4th quartile which contains the bottom 25% of funds.

**SRRI:** is a value based on the volatility of the fund, which gives an indication of the overall risk and reward profile of the Fund.

**Performance Fee:** is charged on any returns that, subject to a High Water Mark, the Fund achieves above its performance fee benchmark. Please refer to the Prospectus for further information.

+44 (0) 20 7743 33 investor.services@blackrock.com www.blackrock.ch

## IMPORTANT INFORMATION:

The BlackRock Global Funds (BGF) are domiciled in Luxembourg. BlackRock Asset Management Schweiz AG, Bahnhofstrasse 39, CH-8001 Zurich, is the Swiss Representative and State Street Bank International GmbH, Munich, Zurich Branch, Beethovenstrasse 19, CH-8002 Zürich, the Swiss Paying Agent. The Prospectus, Key Investor Information Document, the Articles of Incorporation, the latest and any previous annual and semi-annual reports are available free of charge from the Swiss Representative. Investors should read the fund specific risks in the Key Investor Information Document and the Prospectus. Issued by BlackRock Investment Management (UK) Limited (authorised and regulated by the Financial Conduct Authority). Registered office: 12 Throgmorton Avenue, London, EC2N 2DL. Registered in England No. 2020394. Tel: 020 7743 3000. Tel: 020 7743 3000. For your protection, telephone calls are usually recorded. BlackRock is a trading name of BlackRock Investment Management (UK) Limited. All financial investments involve an element of risk. Past performance is not a guide to current or future performance. This document is for information purposes only and does not constitute an offer or invitation to anyone to invest in any BlackRock funds and has not been prepared in connection with any such offer. BGF is not available for sale in the U.S. or to U.S. persons. © 2019 BlackRock, Inc. All Rights reserved. BLACKROCK, BLACKROCK SOLUTIONS, iSHARES, BUILD ON BLACKROCK, SO WHAT DO I DO WITH MY MONEY are registered and unregistered trademarks of BlackRock, Inc. or its subsidiaries in the United States and elsewhere. All other trademarks are those of their respective owners.

**BLACKROCK**