

BlackRock Liquidity Funds T-Fund (Premier shares)

April 2026 Factsheet

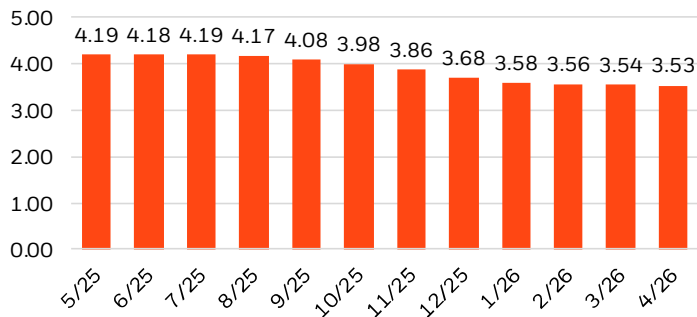
Investment objective

T-Fund seeks current income as is consistent with liquidity and stability of principal.

Investment policy

T-Fund invests at least 99.5% of its total assets in cash, U.S. Treasury bills, notes and other obligations issued or guaranteed as to principal and interest by the U.S. Treasury, and repurchase agreements secured by such obligation or cash.

Performance (30-day yield %)*,1



7-day SEC yield as of 4/30/26 was 3.54%².

* Sources: BlackRock, Inc. and JP Morgan.

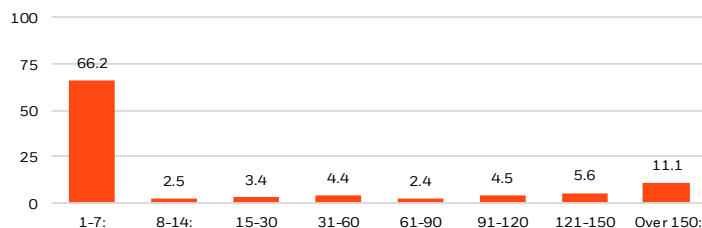
The investment advisor and/or other service providers for the BlackRock T-Fund (Premier Shares) sometimes waive a portion of their fees or reimburse expenses to the Fund. When they do, operating expenses are reduced and total returns to shareholders in the Fund increase. These waivers and reimbursements can be discontinued at any time. Without such waivers and reimbursements, which were in effect for all or a portion of the period shown, the 7-day SEC yield would be 3.52%².

% Net total return³ (3/31/26)

1 year	3 year	5 year	10 year	Since inception
4.01	4.72	3.34	0.00	2.66

Performance data represents past performance and does not guarantee future results. Yields will vary. Current performance may be lower or higher than the performance data quoted. Please call 800-441-7450 or log on to www.blackrock.com/cash to obtain performance data current to the most recent month-end. Performance was not tracked when the share class did not contain assets. "Since Inception" performance is measured from when the share class was re-funded on 7/29/2019.

% Maturity distribution (days)



Not FDIC Insured · No Bank Guarantee · May Lose Value

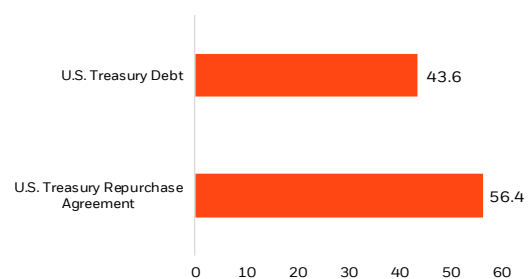
Fund details

Symbol	BEMXX
Size	\$123,490.5 million
Inception	December 31, 1986
Strategy	Government
Fund type	Institutional
NAV type	Constant
Minimum investment	\$3 million
Trading deadline	5pm (ET)
Weighted average maturity (WAM)⁴	46 days
Weighted average life (WAL)⁵	95 days
Standard and Poor's⁶	AAAm
Moody's⁶	Aaa-mf
Gross expense ratio [†]	0.18%
Net expense ratio [†]	0.17%
CUSIP #	09250C309
Portfolio #	0037

This Fund fits an exemption from that rule which permits a state regulated insurance company to report shares of this fund as debt. Representatives of state regulated insurance companies should contact the NAIC's Securities Valuation Office for further information on the criteria for listing on the U.S. Direct Obligations/Full Faith and Credit Exempt List (<https://content.naic.org/sites/default/files/publication-mmfmf-zs-money-market-fund-list.pdf>).

[†]Expenses are as of the most current prospectus. BlackRock has contractually agreed to waive or reimburse certain fees through June 30, 2027. Contractual waivers are terminable upon 90 days' notice by a majority of the funds non-interested trustees or by a vote of the majority of the outstanding voting securities of the fund. The investment advisor and/or other service providers may also voluntarily agree to waive or reimburse certain fees and expenses which can be discontinued at any time without notice. When waivers or reimbursements are in place, the operating expenses are reduced and total returns to the shareholder in the fund increase. **Please see the prospectus for additional information.**

Asset allocation %[†]



[†] Does not reflect other receivables and payables.

Important Notes

You should consider the investment objectives, risks and expenses of the Fund carefully before investing. The Fund's prospectuses and, if available summary prospectuses, contain this and other information about the Funds and are available by calling our Client Service Center at 800-441-7450 or by visiting www.blackrock.com/cash. Please read the prospectus carefully before investing.

You could lose money by investing in the Fund. Although the Fund seeks to preserve the value of your investment at \$1.00 per share, it cannot guarantee it will do so. An investment in the Fund is not a bank account and is not insured or guaranteed by the Federal Deposit Insurance Corporation or any other government agency. The Fund's sponsor is not required to reimburse the Fund for losses, and you should not expect that the sponsor will provide financial support to the Fund at any time, including during periods of market stress.

This material is not intended to be relied upon as a forecast, research or investment advice, and is not a recommendation, offer or solicitation to buy or sell any securities or to adopt any investment fund strategy. The opinions expressed may change as subsequent conditions vary.

¹ Average annualized 30-day SEC yields are based on net investment income excluding distributed gains or losses for the period shown. Past performance is no guarantee of future results. Yields will fluctuate as market conditions change. ² The 7-Day yield is computed in accordance with methods prescribed by the SEC. The 7-Day SEC yield excludes distributed capital gains/losses. ³ The fund's current yield more closely reflects the current earnings of the fund than the total net return quotations. ⁴ Weighted Average Maturity: Calculated by the final maturity for a security and the interest rate reset date held in the portfolio. This is a way to measure a fund's sensitivity to potential interest rate changes. ⁵ Weighted Average Life: Measurement of a fund's sensitivity to a deteriorating credit environment; potential credit spread changes or tightening liquidity conditions. The WAL calculation is based on a security's stated final maturity date or, when relevant, the date of the demand feature when the fund may receive payment of principal and interest. ⁶ BlackRock provides compensation in connection with obtaining or using third-party ratings and rankings. The Fund is currently rated by S&P and Moody's. Ratings by S&P and Moody's apply to the credit quality of a portfolio and are not a recommendation to buy, sell or hold securities of a Fund, are subject to change, and do not remove market risks associated with investments in the Fund. For complete information on the methodology used by each rating agency, please visit the following websites.

S&P - http://www.standardandpoors.com/en_US/web/guest/article/-/view/sourceId/504352;

Moody's - https://www.moody.com/researchdocumentcontentpage.aspx?docid=PBC_79004.

All portfolio information provided is as of April 30, 2026 unless otherwise noted, and is subject to change.

Prepared by BlackRock Investments, LLC, member FINRA

FOR MORE INFORMATION: Visit www.blackrock.com/cash or email cashmgmt@blackrock.com

©2026 BlackRock, Inc. or its affiliates. All rights reserved. **BLACKROCK** is a trademark of BlackRock, Inc., or its affiliates. All other trademarks are those of their respective owners.

BlackRock®