

Private Markets

March 2024

U.S. Real Estate Outlook: Seize the moment

BlackRock

FOR QUALIFIED PURCHASERS, PROFESSIONAL CLIENTS, QUALIFIED CLIENTS, QUALIFIED INVESTORS, PROFESSIONAL INVESTORS AND INSTITUTIONAL & WHOLESALE INVESTORS – NOT FOR FURTHER DISTRIBUTION

U.S. Real Estate Market Insights

BlackRock Real Estate Research & Strategy

March 2024

Market insights contributors



Alex Symes
Director
Head of U.S. Real Estate Research
& Strategy



Yasmine Kamaruddin
Director
U.S. Real Estate Research
& Strategy

Key highlights

- Dislocation in the commercial real estate market presents unique opportunities for investors to acquire solid cash-flowing assets at a discounted basis.
- Interest rates appeared to have peaked but may only come down moderately over time. Inflation decelerated substantially over the past year and a half, but the Federal Reserve is monitoring the economy cautiously. Though the 10-year Treasury yield has come down from its recent peak, investors should be prepared for elevated rate volatility.
- Real estate fundamentals will see some near-term softness but improve over the medium term. 2024 will likely be a peak supply year for multifamily especially, but supply is expected to drop off sharply by the second half of 2025.
- There will be greater opportunity for investors to benefit from asset selection as dispersion is expected to persist.

Seize the moment

A window of opportunity has emerged for real estate investors due to dislocation in the capital market. Historically, investments made after market disruptions often yield strong results in subsequent years. We are likely at such entry point and thus, investors can capitalize on the vintage advantage. The cost of capital remains high, though the 10-year Treasury yield has come down from the recent peak reached in the Fall 2023; the 10-year Treasury was 4.25% in early March, 75 bps lower than the recent peak reached on October 19, 2023, of 5.0%. Nevertheless, investors should be prepared for elevated rate volatility, consistent with the new investment regime of higher macro and market volatility.

A reduction in inflation is helping provide clarity on the direction of rates. Inflation decelerated substantially over the past year and a half, from a peak of 8.9% year-over-year in June 2022 to 3.3% in December 2023 (source: U.S. Bureau of Labor Statistics). Nevertheless, the Federal Reserve is monitoring the economy cautiously, and would like to see evidence of persistence in the current direction inflation. The BlackRock Investment Institute expects the Fed to start cutting rates around mid-2024 for a total of three cuts during the year.

At the same time, the economic growth is on a reasonably



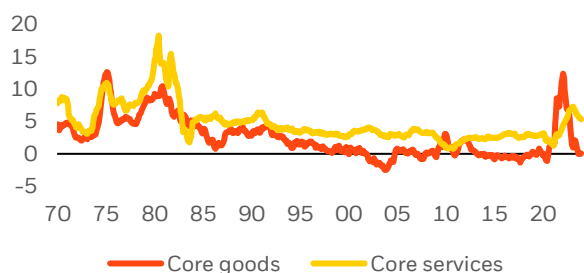
For illustrative purposes only

strong footing. The job market remains resilient despite layoff activity in the headlines since the start of 2024. The unemployment rate was 3.7% in January 2024, only up 20 bps from a year ago. The number of job openings were 9.0 million as of December 2023, a historically elevated level, albeit down 25% since the March 2022 (source: U.S. Bureau of Labor Statistics).

This stability in the economy has been evident in the property market. Real estate fundamentals remain solid with NOI growth at 5.5% year-over-year as of December 31, 2023 (source: NCREIF). NOI growth was 12.8% for industrial and 4.5% for multifamily over the past year as of December 31, 2023, and both are forecast to have positive income growth going

FOR QUALIFIED PURCHASERS, PROFESSIONAL CLIENTS, QUALIFIED CLIENTS, QUALIFIED INVESTORS, PROFESSIONAL INVESTORS AND INSTITUTIONAL & WHOLESALE INVESTORS

U.S. Core CPI - Goods vs. Services



Source: Bureau of Labor Statistics, LSEG Datastream, BlackRock Investment Institute, as of February 2, 2024

forward, albeit at a slower rate. Supply is a risk for both sectors in the near term, but mitigated by continued demand and the fact that any development not currently underway will likely be delayed due to the current financing environment. We expect supply to meaningfully drop off starting in mid-2025. The balance of supply and demand vary by market. Further, NOI growth for industrial properties specifically can still achieve meaningful mark-to-markets upon re-leasing as the market is approximately 30% underlet, according to data from Altus Group, as of December 2023.

While fundamentals are reasonably stable, the real estate capital market is still challenged. Higher rates have contributed to repricing and the rate volatility has reduced the amount of capital available for investment. Both equity and debt participants pulled back from the market late in 2023. As it takes upwards of 90-days to close a deal, this information is just starting to show up in the data. Only \$22bn closed in January, the slowest monthly total since the pandemic (source: Real Capital Analytics). Activity on the ground has improved markedly since then, suggesting that closed volumes will improve over the next few months.

There is data showing green shoots in the capital market as well heading into 2024. According to the latest Senior Officer Loan Survey in Q4 2023 (source: Federal Reserve), there was a significant reduction in net percent of bank tightening commercial real estate lending standards. This suggests that lenders will slowly open up over the coming quarters to greater lending although with bias towards higher-quality properties.

Dislocation in today's commercial real estate market presents a compelling opportunity for investors, which will exist over the next 24 months. Maturing debt over the next 24 months and the need to refinance construction loans for completing projects may act as catalysts for further price discovery. At the same time, investors can look to reposition portfolios to align with key long-term trends:

Note: The figures shown relate to past performance. **Past performance is not a reliable indicator of current or future results.** Index returns are for illustrative purposes only. Index performance returns do not reflect any management fees, transaction costs or expenses. Indexes are unmanaged and one cannot invest directly in an index. All dollar (\$) amounts refer to USD.

FOR QUALIFIED PURCHASERS, PROFESSIONAL CLIENTS, QUALIFIED CLIENTS, QUALIFIED INVESTORS, PROFESSIONAL INVESTORS AND INSTITUTIONAL & WHOLESALE INVESTORS

1) Aging demographics: The average age of the U.S. population is expected to shift older over the next decade as life expectancy improves and families have fewer children. While senior housing and other healthcare real estate comes to mind due to the expected "silver tsunami," Millennials are entering their prime consumption age (35-64 years old) with a desire for family formation and Gen Z is advancing in the workforce making up the young professionals group. Both generations will be key drivers of real estate use.

2) Modernization: Existing assets will likely need to be retrofitted to be more energy efficient and resilient against adverse climate events and changing weather patterns. Probabilities of natural disasters or adverse conditions will also drive geographical exposure selection. At the same time, the prevalence of remote work will change how we live and work.

3) Geopolitical fragmentation: Supply chain resiliency will likely be more important for many governments and corporations. In addition, manufacturing activity is returning to the US, as can be seen by record construction spending in manufacturing facilities, totaling \$213.9B in September 2023 (source: U.S. Census Bureau). We believe this will likely create more demand for warehouses and logistics facilities. Investors would also likely benefit from future-proofing investments to account for the possibility of more automation in the future, which would likely point to features such as higher clear heights and larger electrical loads.

Property Fundamentals

The tight labor market is supporting real estate fundamentals. The unemployment rate at 3.7% in December 2023 is close to record lows and, with nonfarm payrolls, employment grew 353k per month during the third quarter, well above the 2013-2019 monthly level of 199k. There is more room for growth here; the labor participation rate has improved to 62.5%, but it remains below pre-pandemic levels. Wage growth remains good at 3.7%.

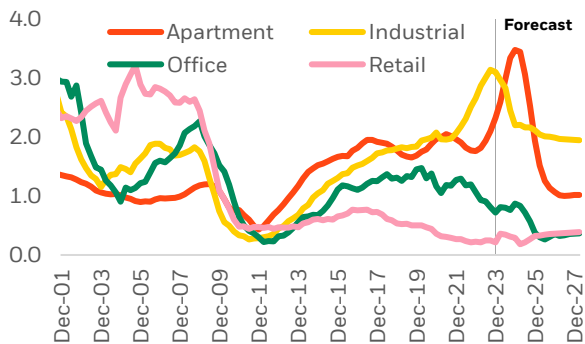
While demand drivers are still solid, rent growth has softened even in the highly desirable industrial and multifamily markets due to the recent wave of development. Demand is steady for these two sectors, but supply is expected to be elevated through 2024 and likely the first half of 2025. The markets with higher levels of supply tend to be in the Sunbelt, which also tend to be higher net-migration markets. At the same time, many developers have chosen to delay starting new projects due to high construction and financing costs. Therefore, we expect a drop off in supply starting in 2025, which bodes well for real estate fundamentals over the medium term.

By sector, we favor industrial, necessity retail and

apartments for any incremental investment today. The office sector is still facing many headwinds and many assets have faced steep valuation declines; most investors would benefit from paring down allocations to this sector.

Survive 'til 2025

Supply as a percent of inventory



Source: RealPage, CBRE-EA and BlackRock, as of December 31, 2023.

We believe the **industrial** sector should outperform during the next few years due to multiple demand drivers. Strong e-commerce demand post-GFC drove performance. This should continue to be a driver of demand going forward, but the rewiring of supply chains and more onshoring of manufacturing should provide an added boost. Industrial real estate should perform well over the long term but rent growth and occupancy has softened in many markets off the incredible highs of 2021 and 2022. U.S. occupancy declined 250 bps from the peak in Q2'2022 to 96.9% in Q4'2023 according to CBRE-EA. Still, rent growth was 6.5% year over year in Q4'2023 (source: CBRE-EA). We anticipate significant mark-to-market rents in many metros and tight vacancies to drive NOI growth over the next year or two. We are most positive on markets with strong demand and measured supply, such as in Southern Florida, Southern California, Boston, and Northern New Jersey.

Apartment demand should remain steady over the next year thanks to a tight job market but rent growth will likely decelerate and turn negative in some areas due to near-term supply. Occupancy retraced from the record highs achieved during 2021 and the first half of 2022, declining 320 bps to 94.2% in Q4'2023 from a recent high in the first quarter of 2022 according to RealPage. Effective rent growth also moderated to just 0.2% year over year in Q4'2023 from a high of 15.3% in Q1'2022. Supply growth has accelerated but has been generally concentrated in high-demand markets, most of which are high-growth markets in the Southeast and West. We expect apartment supply to meaningfully decline starting in 2025 due to the high cost of capital, which sets up the sector well ~18 months from now. Aforementioned job growth trends

coupled with higher mortgage rates, which reduce home affordability, should keep tenants looking for units. Still, we favor apartments in suburban locations in metros that benefit from high in-migration and garden style multifamily over urban centric product. The metros we are most positive on include Boston, Dallas, Miami, and Southern California cities.

Retail appealing for stable income growth and we see the best supply and demand dynamics in necessity retail centers. In contrast to other property types, the retail property type started experiencing a correction almost a decade ago, so the sector is positioned for growth for the first time in a long period. Fundamentals are solid, yields are attractive, cash flows are stable, and supply is muted, which all points to good risk-adjusted returns for the property type. Necessity retail centers in attractive catchment areas with good median household incomes and population density can act as a portfolio diversifier. Strong necessity retail centers can likely attract a variety of complementary tenants with varying usage such as medical and fitness brands and specialty stores. However, more tenant improvements and capital expenditures may be needed, which creates an opportunity for investors with the right risk profile and expertise. Discretionary retail (malls and power centers) should still be viewed as being higher on the risk spectrum, though note that valuations have adjusted to a new level.

Office continues to be out of favor and subject to intense debate and speculation. Utilization has recovered well but remains below pre-pandemic levels; even as more companies have called for a return to office, hybrid work is here to stay. Office fundamentals will likely be challenged going forward with tepid demand, rising vacancy and weak rent growth. Trends will somewhat mirror those of retail from a decade ago. Tenants will likely trade up where possible to better locations and higher-quality properties. This will contribute to a vast bifurcation between the best properties and the rest. Contributing to this trend will be owners of lower-quality properties conserving cash by delaying capital projects. This will contribute to even worse performance of these properties. The outcome will likely be reduced stock in the office market, with some properties redeveloped into a new use.

Lack of capital markets support have pointed to sharp valuation corrections. Indeed, anecdotal transaction activity and the Q4'2023 CBRE Cap Rate Survey show that some office buildings are expected to be valued at double digit cap rates and at valuations below \$200 per square foot. We expect the office sector to continue to shrink and its share as a percent of the overall institutional real estate universe will likely continue to decline.

Note: The figures shown relate to past performance. **Past performance is not a reliable indicator of current or future results.** Index returns are for illustrative purposes only. Index performance returns do not reflect any management fees, transaction costs or expenses. Indexes are unmanaged and one cannot invest directly in an index. All dollar (\$) amounts refer to USD.

FOR QUALIFIED PURCHASERS, PROFESSIONAL CLIENTS, QUALIFIED CLIENTS, QUALIFIED INVESTORS, PROFESSIONAL INVESTORS AND INSTITUTIONAL & WHOLESALE INVESTORS

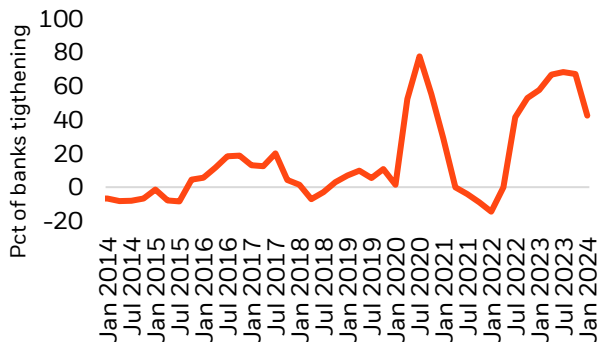
Capital markets

There are signs that liquidity is returning to the market, after slowing significantly during the spike in interest rates last October. Anecdotally, there are an increasing number of deals coming to market and this activity will contribute to greater transparency.

Additional support should come from debt capital, as lenders step into the fray to take advantage of higher prevailing interest rates. While hard data is scarce, there are a few indicators suggesting this trend is starting to take hold. For example, the Senior Officer Loan Survey for commercial real estate is showing that fewer banks were tightening lending standards in the 4th quarter than earlier in the year. Additionally, CMBS as of February 2024, is ahead of where it was a year earlier and spreads have compressed since last fall. At the same time, we expect lenders to be selective for the near term, leading to a concentration of lending activity in the most favored sectors such as industrial, residential, data centers, necessity retail and self-storage. The debt market may improve further as Federal Reserve is expected to incorporate easing measures from the second half of this year, which should help lower the rate on shorter term debt. Ultimately, a real estate investor's cost of capital will likely decline through the year, which will help transaction volumes rebound.

Senior Officer Loan Survey

Net Percentage of Domestic Banks Tightening Standards for Commercial Real Estate Loans Secured by Nonfarm Nonresidential Structures



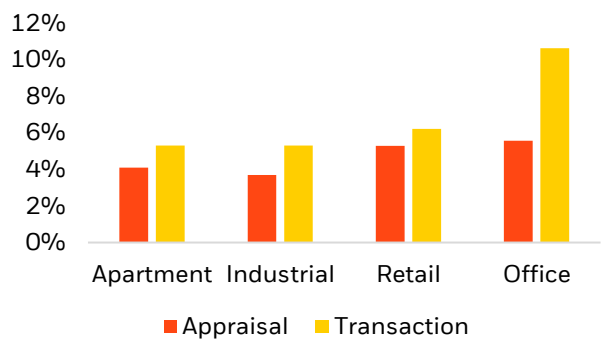
Source: Federal Reserve, as of February 5, 2024

The increase, however, will be coming off a low base. Sales volumes were down 51% year-over-year in 2023 to \$374.1B according to data from MSCI. Apartments continued to be the most favored by investors, with \$119B transacted during 2023, but down 61% year-over-year. Industrial won second place with \$89.2B transacted, a year-over-year decline of 44%. Office, which once was the favorite among institutional investors, is less desired today and deal volume was less than half of the apartment total, at \$52B during 2023. Active groups continue to be private buyers or family offices who can transact with limited or low leverage and typically target

smaller transaction sizes of less than \$100M. 2024 will likely be a transitional year when we anticipate institutional investors to return in a bigger way.

Good quality assets with solid cash flows are still sought after, but prices have adjusted by 15-20% or more relative to peak values based on cap rate movements. In many instances, properties can be acquired at below replacement cost. Appraisal values have been correcting and will likely continue to decline further, but the transactions market is likely already reflecting adjusted pricing.

Gap between appraisal and transaction cap rates



Source: BlackRock and NCREIF, as of December 31, 2023. Appraisal cap rates from the NCREIF Property Index (NPI)

Distress is creeping into the market, but the market will see an increase in the near term as debt maturities come due and refinancing needs arise. The value of distressed properties increased by \$28.9B over the past year to \$85.8B as of YE 2023, according to MSCI. Distress activity continues to be low and office still makes up a significant share at 41% of the value of troubled and bank-owned (REO) properties. There are several options for borrowers facing maturities. Some lenders will offer extensions and in other situations investors will contribute additional equity, either directly or through a recapitalization. Owners can also sell their properties as there is dry powder waiting on the sidelines. Borrowers unable to complete either of these options will face foreclosure, and we will likely see more of that from office landlords especially.

Portfolio Strategy

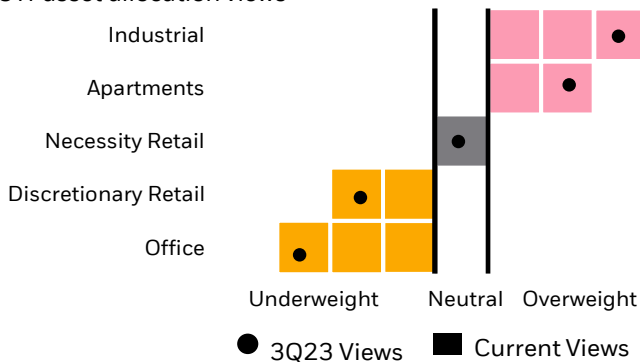
Given the environment of higher volatility, higher cost of capital, and relatively stable property fundamentals, we recommend investors to move down the risk curve and focus on quality for the medium term. At the same time, investors will likely benefit from aligning allocations to long term trends and to properties with higher pricing power. With that in mind, we suggest an overweight to industrial due to the strength of demand and NOI growth over the next 2-3 years to be driven by substantial market of rents. We still favor apartments despite the near-term supply headwinds as due to the long-term demand potential for this sector. Investors should consider a slight overweight to necessity retail given very low supply and attractive entry yields. While growth is not forecasted to be as strong, the transformation of the necessity retail sector that has been underway for a decade or so should provide stable returns with the potential for upside. Lower-quality shopping centers have started to disappear from the investment universe over the past few years, improving the performance of the overall property type.

The outlook for discretionary retail and office is not quite as attractive. Both sectors are experiencing headwinds, although office is likely at greater risk. Discretionary retail started repricing almost a decade ago, and therefore is facing less revaluation risk going forward compared to office. According to the NCREIF Property Index, the office property type has seen capital value declines of -17% since mid-2022, and we think there is more to go. Upcoming debt maturities over the next two years will likely be the catalyst for larger market movements across the sector on a whole.

Lastly, tight credit conditions should create an attractive entry point across most sectors and markets. Highly levered owners may look to sell ahead of loan maturities, potentially at discounted values. Investors can seek to marry this tactical strategy with long-term underlying trends such as aging demographics, net migration favoring the South and secondary metros in the West and the rewiring of supply chains.

Strategic allocation views

3Yr asset allocation views



Source: BlackRock as of December 2023. Notes: The chart shows our asset views for the next three years.

Important notes

Capital at risk. The value of investments and the income from them can fall as well as rise and are not guaranteed. Investors may not get back the amount originally invested.

Past performance is not a reliable indicator of current or future results and should not be the sole factor of consideration when selecting a product or strategy.

Changes in the rates of exchange between currencies may cause the value of investments to diminish or increase. Fluctuation may be particularly marked in the case of a higher volatility fund and the value of an investment may fall suddenly and substantially. Levels and basis of taxation may change from time to time.

Real Estate Risk. The value of any real estate investment may be significantly diminished in the event of a downturn in the real estate market. Real estate investments are subject to many factors including adverse changes in economic conditions, adverse local market conditions and risks associated with the acquisition, financing, ownership, operation and disposal of real estate and the value of real property will generally be a matter of a Valuer's opinion rather than fact.

Important information

This material is provided for educational purposes only and is not intended to be relied upon as a forecast, research or investment advice, and is not a recommendation, offer or solicitation to buy or sell any securities or to adopt any investment strategy. The opinions expressed are subject to change. References to specific securities, asset classes and financial markets are for illustrative purposes only and are not intended to be and should not be interpreted as recommendations. Reliance upon information in this material is at the sole risk and discretion of the reader. The material was prepared without regard to specific objectives, financial situation or needs of any investor.

This material may contain "forward-looking" information that is not purely historical in nature. Such information may include, among other things, projections, forecasts, and estimates of yields or returns. No representation is made that any performance presented will be achieved by any BlackRock Funds, or that every assumption made in achieving, calculating or presenting either the forward-looking information or any historical performance information herein has been considered or stated in preparing this material. Any changes to assumptions that may have been made in preparing this material could have a material impact on the investment returns that are presented herein. Past performance is not a reliable indicator of current or future results and should not be the sole factor of consideration when selecting a product or strategy.

Diversification does not guarantee investment returns and does not eliminate the risk of loss.

The information and opinions contained in this material are derived from proprietary and non-proprietary sources deemed by BlackRock to be reliable, are not necessarily all-inclusive and are not guaranteed as to accuracy.

In **the U.S.**, this material is for Institutional use only – not for public distribution.

In **Canada**, this material is intended for permitted clients as defined under Canadian securities law, is for educational purposes only, does not constitute investment advice and should not be construed as a solicitation or offering of units of any fund or other security in any jurisdiction.

For investors in **the Caribbean**, any funds mentioned or inferred in this material have not been registered under the provisions of the Investment Funds Act of 2003 of the Bahamas, nor have they been registered with the securities regulators of Bermuda, Dominica, the Cayman Islands, the British Virgin Islands, Grenada, Trinidad & Tobago or any jurisdiction in the Organisation of Eastern Caribbean States, and thus, may not be publicly offered in any such jurisdiction. The shares of any fund mentioned herein may only be marketed in Bermuda by or on behalf of the fund or fund manager only in compliance with the provision of the Investment Business Act 2003 of Bermuda and the Companies Act of 1981. Engaging in marketing, offering or selling any fund from within the Cayman Islands to persons or entities in the Cayman Islands may be deemed carrying on business in the Cayman Islands. As a non-Cayman Islands person, BlackRock may not carry on or engage in any trade or business unless it properly registers and obtains a license for such activities in accordance with the applicable Cayman Islands law. In the Dominican Republic, any securities mentioned or inferred in this material may only be offered in a private character according to the laws of the Dominican Republic, falling beyond the scope of articles 1 numeral (31), 46 et al of Law 249-17 dated 19 December 2017, as amended and its Regulations. Since no governmental authorizations are required in such offering, any "securities" mentioned or inferred in this material have not been and will not be registered with the Stock Market Superintendency of the Dominican Republic (Superintendencia de Mercado de Valores de la República Dominicana), and these "securities" may only be circulated, offered and sold in the Dominican Republic in a private manner based on the criteria established under Dominican laws and regulations.

Important notes (continued)

In **Latin America**, for institutional investors and financial intermediaries only (not for public distribution). This material is for educational purposes only and does not constitute investment advice or an offer or solicitation to sell or a solicitation of an offer to buy any shares of any fund or security and it is your responsibility to inform yourself of, and to observe, all applicable laws and regulations of your relevant jurisdiction. If any funds are mentioned or inferred in this material, such funds may not be registered with the securities regulators of Argentina, Brazil, Chile, Colombia, Mexico, Panama, Peru, Uruguay or any other securities regulator in any Latin American country and thus, may not be publicly offered in any such countries. The securities regulators of any country within Latin America have not confirmed the accuracy of any information contained herein. No information discussed herein can be provided to the general public in Latin America. The contents of this material are strictly confidential and must not be passed to any third party.

In **Colombia**, the sale of each fund discussed herein, if any, is addressed to less than one hundred specifically identified investors, and such fund may not be promoted or marketed in Colombia or to Colombian residents unless such promotion and marketing is made in compliance with Decree 2555 of 2010 and other applicable rules and regulations related to the promotion of foreign financial and/or securities related products or services in Colombia. With the receipt of these materials, and unless the Client contacts BlackRock with additional requests for information, the Client agrees to have been provided the information for due advisory required by the marketing and promotion regulatory regime applicable in Colombia.

IN MEXICO, for institutional and qualified investors use only. Investing involves risk, including possible loss of principal. This material is provided for educational and informational purposes only and does not constitute an offer or solicitation of an offer to buy an shares of any fund or security.

This information does not consider the investment objectives, risk tolerance or the financial circumstances of any specific investor. This information does not replace the obligation of financial advisor to apply his/her best judgment in making investment decisions or investment recommendations. It is your responsibility to inform yourself of, and to observe, all applicable laws and regulations of Mexico. If any funds, securities or investment strategies are mentioned or inferred in this material, such funds, securities or strategies have not been registered with the Mexican National Banking and Securities Commission (Comisión Nacional Bancaria y de Valores, the "CNBV") and thus, may not be publicly offered in Mexico. The CNBV has not confirmed the accuracy of any information contained herein. The provision of investment management and investment advisory services ("Investment Services") is a regulated activity in Mexico, subject to strict rules, and performed under the supervision of the CNBV. The materials that may be shared in this forum are for information purposes only, do not constitute investment advice, and are being shared in the understanding that the addressee is an Institutional or Qualified investor as defined under Mexican Law. BlackRock México Operadora, S.A. de C.V., Sociedad Operadora de Fondos de Inversión ("BlackRock México Operadora") is a Mexican subsidiary of BlackRock, Inc., authorized by the CNBV as a Mutual Fund Manager (Operadora de Fondos), and as such, authorized to manage Mexican mutual funds, ETFs and provide Investment Advisory Services.

For more information on the Investment Services offered by BlackRock Mexico, please review our Investment Services Guide available in www.blackrock.com/mx. This material represents an assessment at a specific time and its information should not be relied upon by the you as research or investment advice regarding the funds, any security or investment strategy in particular. Reliance upon information in this material is at your sole discretion. BlackRock México is not authorized to receive deposits, carry out intermediation activities, or act as a broker dealer, or bank in Mexico.

For more information on BlackRock México, please visit: www.BlackRock.com/mx. BlackRock receives revenue in the form of advisory fees for our advisory services and management fees for our mutual funds, exchange traded funds and collective investment trusts. Any modification, change, distribution or inadequate use of information of this document is not responsibility of BlackRock or any of its affiliates. Pursuant to the Mexican Data Privacy Law (Ley Federal de Protección de Datos Personales en Posesión de Particulares), to register your personal data you must confirm that you have read and understood the Privacy Notice of BlackRock México Operadora.

For the full disclosure, please visit www.BlackRock.com/mx and accept that your personal information will be managed according with the terms and conditions set forth therein.

For investors in Central America, these securities have not been registered before the Securities Superintendence of the Republic of Panama, nor did the offer, sale or their trading procedures. The registration exemption has made according to numeral 3 of Article 129 of the Consolidated Text containing of the Decree-Law No. 1 of July 8, 1999 (institutional investors). Consequently, the tax treatment set forth in Articles 334 to 336 of the Unified Text containing Decree-Law No. 1 of July 8, 1999, does not apply to them. These securities are not under the supervision of the Securities Superintendence of the Republic of Panama. The information contained herein does not describe any product that is supervised or regulated by the National Banking and Insurance Commission (CNBS) in Honduras. Therefore any investment described herein is done at the investor's own risk. In Costa Rica, any securities or services mentioned herein constitute an individual and private offer made through reverse solicitation upon reliance on an exemption from registration before the General Superintendence of Securities ("SUGEVAL"), pursuant to articles 7 and 8 of the Regulations on the Public Offering of Securities ("Reglamento sobre Oferta Pública de Valores"). This information is

FOR QUALIFIED PURCHASERS, PROFESSIONAL CLIENTS, QUALIFIED CLIENTS, QUALIFIED INVESTORS, PROFESSIONAL INVESTORS AND INSTITUTIONAL & WHOLESALE INVESTORS

Important notes (continued)

confidential, and is not to be reproduced or distributed to third parties as this is NOT a public offering of securities in Costa Rica. The product being offered is not intended for the Costa Rican public or market and neither is registered or will be registered before the SUGEVAL, nor can be traded in the secondary market. If any recipient of this documentation receives this document in El Salvador, such recipient acknowledges that the same has been delivered upon their request and instructions, and on a private placement basis. In Guatemala, this communication and any accompanying information (the "Materials") are intended solely for informational purposes and do not constitute (and should not be interpreted to constitute) the offering, selling, or conducting of business with respect to such securities, products or services in the jurisdiction of the addressee (this "Jurisdiction"), or the conducting of any brokerage, banking or other similarly regulated activities ("Financial Activities") in the Jurisdiction. Neither BlackRock, nor the securities, products and services described herein, are registered (or intended to be registered) in the Jurisdiction. Furthermore, neither BlackRock, nor the securities, products, services or activities described herein, are regulated or supervised by any governmental or similar authority in the Jurisdiction. The Materials are private, confidential and are sent by BlackRock only for the exclusive use of the addressee. The Materials must not be publicly distributed and any use of the Materials by anyone other than the addressee is not authorized. The addressee is required to comply with all applicable laws in the Jurisdiction, including, without limitation, tax laws and exchange control regulations, if any.

In Argentina, only for use with Qualified Investors under the definition as set by the Comisión Nacional de Valores (CNV).

In Brazil, this private offer does not constitute a public offer, and is not registered with the Brazilian Securities and Exchange Commission, for use only with professional investors as such term is defined by the Comissão de Valores Mobiliários.

In Chile, the sale of each fund not registered with the CMF began on the date as indicated for such fund as described herein and the sale of such securities is subject to General Rule No. 336 issued by the SVS (now the CMF). The subject matter of this sale may include securities not registered with the CMF; therefore, such securities are not subject to the supervision of the CMF. Since the securities are not registered in Chile, there is no obligation of the issuer to make publicly available information about the securities in Chile. The securities shall not be subject to public offering in Chile unless registered with the relevant registry of the CMF.

In Peru, this private offer does not constitute a public offer, and is not registered with the Securities Market Public Registry of the Peruvian Securities Market Commission, for use only with institutional investors as such term is defined by the Superintendencia de Banca, Seguros y AFP.

In Uruguay, the Securities are not and will not be registered with the Central Bank of Uruguay. The Securities are not and will not be offered publicly in or from Uruguay and are not and will not be traded on any Uruguayan stock exchange. This offer has not been and will not be announced to the public and offering materials will not be made available to the general public except in circumstances which do not constitute a public offering of securities in Uruguay, in compliance with the requirements of the Uruguayan Securities Market Law (Law N° 18.627 and Decree 322/011).

In the EEA and UK, this material is for distribution to Professional Clients (as defined by the Financial Conduct Authority or MiFID Rules) only and should not be relied upon by any other persons. This document is marketing material.

In the UK and Non-European Economic Area (EEA) countries, this is Issued by BlackRock Investment Management (UK) Limited, authorised and regulated by the Financial Conduct Authority. Registered office: 12 Throgmorton Avenue, London, EC2N 2DL. Tel: + 44 (0)20 7743 3000. Registered in England and Wales No. 02020394. For your protection telephone calls are usually recorded. Please refer to the Financial Conduct Authority website for a list of authorised activities conducted by BlackRock.

In the European Economic Area (EEA), this is Issued by BlackRock (Netherlands) B.V. is authorised and regulated by the Netherlands Authority for the Financial Markets. Registered office Amstelplein 1, 1096 HA, Amsterdam, Tel: 020 – 549 5200, Tel: 31-20-549-5200. Trade Register No. 17068311 For your protection telephone calls are usually recorded. For information on investor rights and how to raise complaints please go to <https://www.blackrock.com/corporate/compliance/investor-right> available in Italian.

For Qualified Investors in Switzerland:

For Qualified Investors only. This document is marketing material.

This document shall be exclusively made available to, and directed at, qualified investors as defined in Article 10 (3) of the CISA of 23 June 2006, as amended, at the exclusion of qualified investors with an opting-out pursuant to Art. 5 (1) of the Swiss Federal Act on Financial Services ("FinSA").

For information on art. 8 / 9 Financial Services Act (FinSA) and on your client segmentation under art. 4 FinSA, please see the following website: www.blackrock.com/finsa.

FOR QUALIFIED PURCHASERS, PROFESSIONAL CLIENTS, QUALIFIED CLIENTS, QUALIFIED INVESTORS, PROFESSIONAL INVESTORS AND INSTITUTIONAL & WHOLESALE INVESTORS

Important notes (continued)

In Saudi Arabia, Bahrain, Dubai (DIFC), Kuwait, Oman, Qatar and UAE, the information contained in this document, does not constitute and should not be construed as an offer of, invitation or proposal to make an offer for, recommendation to apply for or an opinion or guidance on a financial product, service and/or strategy. Whilst great care has been taken to ensure that the information contained in this document is accurate, no responsibility can be accepted for any errors, mistakes or omissions or for any action taken in reliance thereon. You may only reproduce, circulate and use this document (or any part of it) with the consent of BlackRock.

The information contained in this document is for information purposes only. It is not intended for and should not be distributed to, or relied upon by, members of the public.

The information contained in this document, may contain statements that are not purely historical in nature but are "forward-looking statements". These include, amongst other things, projections, forecasts or estimates of income. These forward-looking statements are based upon certain assumptions, some of which are described in other relevant documents or materials. If you do not understand the contents of this document, you should consult an authorised financial adviser.

Saudi Arabia: The information contained in this document is intended strictly for sophisticated institutions.

Bahrain: The information contained in this document is intended strictly for sophisticated institutions.

Dubai (DIFC): Blackrock Advisors (UK) Limited -Dubai Branch is a DIFC Foreign Recognised Company registered with the DIFC Registrar of Companies (DIFC Registered Number 546), with its office at Unit L15 - 01A, ICD Brookfield Place, Dubai International Financial Centre, PO Box 506661, Dubai, UAE, and is regulated by the DFSA to engage in the regulated activities of 'Advising on Financial Products' and 'Arranging Deals in Investments' in or from the DIFC, both of which are limited to units in a collective investment fund (DFSA Reference Number F000738).

The information contained in this document is intended strictly for Professional Clients as defined under the Dubai Financial Services Authority ("DFSA") Conduct of Business (COB) Rules.

Kuwait: The information contained in this document is intended strictly for sophisticated institutions that are 'Professional Clients' as defined under the Kuwait Capital Markets Law and its Executive Bylaws.

Oman: The information contained in this document is intended strictly for sophisticated institutions.

Qatar: The information contained in this document is intended strictly for sophisticated institutions.

UAE: The information contained in this document is intended strictly for non-natural Qualified Investors as defined in the UAE Securities and Commodities Authority's Board Decision No. 3/R.M of 2017 concerning Promoting and Introducing Regulations.

For investors in Israel: BlackRock Investment Management (UK) Limited is not licenced under Israel's Regulation of Investment Advice, Investment Marketing and Portfolio Management Law, 5755-1995 (the "Advice Law"), nor does it carry insurance thereunder.

In South Africa, please be advised that BlackRock Investment Management (UK) Limited is an authorised Financial Services provider with the South African Financial Services Conduct Authority, FSP No. 43288.

Any research in this document has been procured and may have been acted on by BlackRock for its own purpose. The results of such research are being made available only incidentally. The views expressed do not constitute investment or any other advice and are subject to change. They do not necessarily reflect the views of any company in the BlackRock Group or any part thereof and no assurances are made as to their accuracy.

This document is for information purposes only and does not constitute an offer or invitation to anyone to invest in any BlackRock funds and has not been prepared in connection with any such offer.

In Singapore, this document is provided by BlackRock (Singapore) Limited (company registration number:200010143N) for use only with institutional investors as defined in Section 4A of the Securities and Futures Act, Chapter 289 of Singapore. This advertisement or publication has not been reviewed by the Monetary Authority of Singapore.

In Hong Kong, this material is issued by BlackRock Asset Management North Asia Limited and has not been reviewed by the Securities and Futures Commission of Hong Kong. This material is for distribution to "Professional Investors" (as defined in the Securities and Futures Ordinance (Cap.571 of the laws of Hong Kong) and any rules made under that ordinance.) and should not be relied upon by any other persons or redistributed to retail clients in Hong Kong.

Important notes (cont'd)

In South Korea, this information is issued by BlackRock Investment (Korea) Limited. This material is for distribution to the Qualified Professional Investors (as defined in the Financial Investment Services and Capital Market Act and its sub-regulations) and for information or educational purposes only and does not constitute investment advice or an offer or solicitation to purchase or sells in any securities or any investment strategies.

In Taiwan, independently operated by BlackRock Investment Management (Taiwan) Limited. Address: 28F., No. 100, Songren Rd., Xinyi Dist., Taipei City 110, Taiwan. Tel: (02)23261600.

In Australia and New Zealand, [MM3] issued by BlackRock Investment Management (Australia) Limited ABN 13 006 165 975, AFSL 230 523 (BIMAL) for the exclusive use of the recipient, who warrants by receipt of this material that they are a wholesale client as defined under the Australian Corporations Act 2001 (Cth) and the New Zealand Financial Advisers Act 2008 respectively.

This material provides general information only and does not take into account your individual objectives, financial situation, needs or circumstances. Before making any investment decision, you should therefore assess whether the material is appropriate for you and obtain financial advice tailored to you having regard to your individual objectives, financial situation, needs and circumstances. Refer to BIMAL's Financial Services Guide on its website for more information. This material is not a financial product recommendation or an offer or solicitation with respect to the purchase or sale of any financial product in any jurisdiction.

This material is not intended for distribution to, or use by, any person or entity in any jurisdiction or country where such distribution or use would be contrary to local law or regulation. BIMAL is a part of the global BlackRock Group which comprises of financial product issuers and investment managers around the world. BIMAL is the issuer of financial products and acts as an investment manager in Australia. BIMAL does not offer financial products to persons in New Zealand who are retail investors (as that term is defined in the Financial Markets Conduct Act 2013 (FMCA)). This material does not constitute or relate to such an offer. To the extent that this material does constitute or relate to such an offer of financial products, the offer is only made to, and capable of acceptance by, persons in New Zealand who are wholesale investors (as that term is defined in the FMCA).

BIMAL, its officers, employees and agents believe that the information in this material and the sources on which it is based (which may be sourced from third parties) are correct as at the date of publication. While every care has been taken in the preparation of this material, no warranty of accuracy or reliability is given and no responsibility for the information is accepted by BIMAL, its officers, employees or agents. Except where contrary to law, BIMAL excludes all liability for this information.

In China, this material may not be distributed to individuals resident in the People's Republic of China ("PRC", for such purposes, not applicable to Hong Kong, Macau and Taiwan) or entities registered in the PRC unless such parties have received all the required PRC government approvals to participate in any investment or receive any investment advisory or investment management services.

For Southeast Asia: This document is issued by BlackRock and is intended for the exclusive use of any recipient who warrants, by receipt of this material, that such recipient is an institutional investors or professional/sophisticated/qualified/ accredited/expert investor as such term may apply under the relevant legislations in Southeast Asia (for such purposes, includes only Malaysia, the Philippines, Thailand, Indonesia and Brunei). BlackRock does not hold any regulatory licenses or registrations in Southeast Asia countries listed above, and is therefore not licensed to conduct any regulated business activity under the relevant laws and regulations as they apply to any entity intending to carry on business in Southeast Asia, nor does BlackRock purport to carry on, any regulated activity in any country in Southeast Asia. BlackRock funds, and/or services shall not be offered or sold to any person in any jurisdiction in which such an offer, solicitation, purchase, or sale would be deemed unlawful under the securities laws or any other relevant laws of such jurisdiction(s).

This material is provided to the recipient on a strictly confidential basis and is intended for informational or educational purposes only. Nothing in this document, directly or indirectly, represents to you that BlackRock will provide, or is providing BlackRock products or services to the recipient, or is making available, inviting, or offering for subscription or purchase, or invitation to subscribe for or purchase, or sale, of any BlackRock fund, or interests therein. This material neither constitutes an offer to enter into an investment agreement with the recipient of this document, nor is it an invitation to respond to it by making an offer to enter into an investment agreement.

The distribution of the information contained herein may be restricted by law and any person who accesses it is required to comply with any such restrictions. By reading this information you confirm that you are aware of the laws in your own jurisdiction regarding the provision and sale of funds and related financial services or products, and you warrant and represent that you will not pass on or utilize the information contained herein in a manner that could constitute a breach of such laws by BlackRock, its affiliates or any other person.

Important notes (cont'd)

In Japan, this is issued by BlackRock Japan. Co., Ltd. (Financial Instruments Business Operator: The Kanto Regional Financial Bureau. License No375, Association Memberships: Japan Investment Advisers Association, The Investment Trusts Association, Japan, Japan Securities Dealers Association, Type II Financial Instruments Firms Association.) for Professional Investors only (Professional Investor is defined in Financial Instruments and Exchange Act).

For Other Countries in APAC: This material is provided for your informational purposes only and must not be distributed to any other persons or redistributed. This material is issued for Institutional Investors only (or professional/sophisticated/qualified investors as such term may apply in local jurisdictions) and does not constitute investment advice or an offer or solicitation to purchase or sell in any securities, BlackRock funds or any investment strategy nor shall any securities be offered or sold to any person in any jurisdiction in which an offer, solicitation, purchase or sale would be unlawful under the securities laws of such jurisdiction.

The information provided here is neither tax nor legal advice. Investors should speak to their tax professional for specific information regarding their tax situation. Investment involves including possible loss of principal. International investing involves risks, including risks related to foreign currency, limited liquidity, less government regulation, and the possibility of substantial volatility due to adverse political, economic or other developments. These risks are often heightened for investments in emerging/developing markets or smaller capital markets.

FOR PROFESSIONAL, INSTITUTIONAL, WHOLESALE AND QUALIFIED INVESTORS/PROFESSIONAL, QUALIFIED AND PERMITTED CLIENT USE ONLY

©2024 BlackRock, Inc. All Rights Reserved. BLACKROCK is a registered trademark of BlackRock, Inc. All other trademarks are those of their respective owners.