

BlackRock®

Income, evolved

**A systematic approach to diversifying
income sources**



Any opinions or forecasts represent an assessment of the market environment at a specific time and is not a guarantee of future results. This information should not be relied upon by the reader as research, investment advice or a recommendation.



Raffaele Savi

Head of Systematic Investing and
Co-Head and Co-CIO of BlackRock
Systematic Active Equity



Robert Fisher, CFA

Senior Portfolio Manager
BlackRock Systematic



Adam Riley

Head of International Wealth Platform
Strategy for BlackRock Systematic

Summary

- A succession of central bank rate hikes ushered in a new regime in markets from 2022 onwards – one of higher interest rates and greater macro volatility. While sentiment in some of the world's leading central banks has now turned dovish, leaving investors expecting rate cuts going into the end of 2024, markets continue to operate in a new regime of heightened macro volatility.¹
- Elevated fixed income yields have persisted in 2024, but the role of bonds as a diversifier in traditional 60/40 portfolios has come under question as markets saw a positive correlation between the returns of stocks and bonds in 2022 and 2023.²
- While traditional dividend-focused investment strategies historically have offered investors the opportunity to benefit from both equity exposure and income,³ this has frequently come at the cost of increased style bias.
- A systematic approach to targeting a yield and risk level may help investors meet income targets, serve to dampen equity market volatility, and provide upside potential – while simultaneously reducing style bias and boosting diversification.
- In this paper, we investigate the breadth of the systematic toolkit and offer an evolved approach to income investing within equities, that may help investors better navigate the challenges presented by the current market environment.

Capital at risk. There can be no guarantee that the approach can be successful and the value of investments may go down as well as up.

¹ Reuters, "Why Fed rate cuts matter to world markets," September 17, 2024. ² BlackRock, "Rebuilding resilience in 60/40 portfolios," June 2023. ³ BlackRock, "Deep dive into dividend investing guide," April 2024.

Systematic income in the current market regime

Income yielding assets went through a reboot in 2022, as global central banks stepped back from bond purchases and wound down long running policies supporting quantitative easing. The traditional 60/40 portfolio endured one of the worst calendar year performances on record in 2022, while the traditional role of fixed income (as a diversifier against equity market declines) came under scrutiny.⁴ Today, whilst sentiment in some of the world's leading central banks has become more dovish, the proportion of global fixed income assets yielding greater than 4% has persisted at the elevated levels reached in 2023 (as shown in Figure 1). Higher yields mean income-oriented investors have more choice to generate income. However, higher correlations between bonds and equities, increased macro volatility, and questions around the overall strength of global economies has given investors a lot to consider when evaluating how to seek to generate consistent income for their portfolio.

Irrespective of the interest rate environment or market dynamics, not all income strategies are created equal. Headline market drivers in early 2024 were reminiscent of those in 2023. Resilient macro and micro data drove

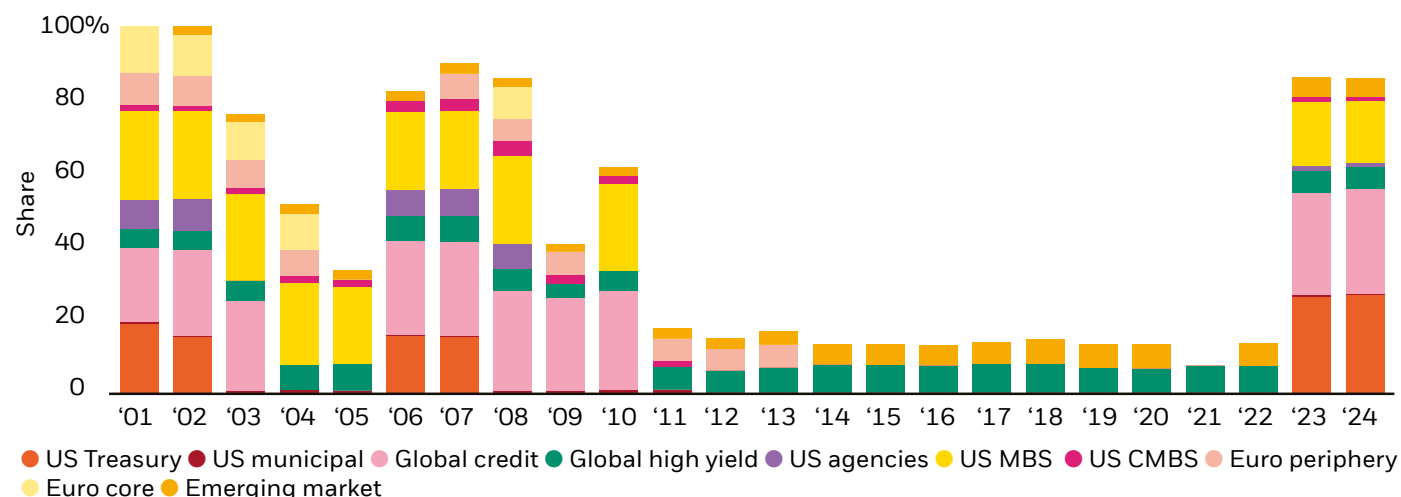
continued strength across global stocks, despite stubbornly sticky inflation data contributing to rates markets unwinding expectations for policy easing. Mega-cap technology stocks and AI leaders continued to drive gains, while interest rate-sensitive sectors lagged. As a result, investors who chose to hold their assets in cash or interest rate-sensitive securities missed out on substantial equity market returns.

Global stocks gained 11.30% in the first half of 2024 amid higher levels of macroeconomic volatility.⁵ US inflation data spiked bond yields, which later eased as economic activity cooled. In Europe, volatility rose due to a snap election in France. Additionally, a surprise hawkish move by the Bank of Japan in August caused global equity market turbulence as the Yen carry trade unwound.

What's become apparent is that the current market regime likely holds more volatility, greater interest rate uncertainty, and pockets of sticky inflation. Despite the continuation of an elevated yield environment in 2024, ongoing market volatility highlights that innovative alpha capture will help add resilience in portfolios.

Figure 1: Yield is back

Fixed income indexes yielding over 4%, 1999-2024



Sources: BlackRock Investment Institute, with data from Refinitiv Eikon, July 2024. Note: The bars show market capitalization weights of assets with an average annual yield over 4% in a select universe that represents about 70% of the Bloomberg Multiverse Bond Index. Euro Core is based on French and German government bonds indexes. Euro periphery is based on an average of government debt indexes for Italy, Spain and Ireland. Emerging markets combine external and local currency debt. **The figures shown relate to past performance. Past performance is not a reliable indicator of current or future results.**

The figures shown relate to past performance. Past performance is not a reliable indicator of current or future results. Index performance returns do not reflect any management fees, transaction costs or expenses. Indices are unmanaged and one cannot invest directly in an index.

⁴ In 2022, a globally diversified 60/40 portfolio returned -16%. Sparks, Andy. "The 60/40 Portfolio Is Sick. Can It Recover?" MSCI, 21 September 2022, www.msci.com/quick-take/the-60-40-portfolio-is-sick-can-it-recover. ⁵ MSCI All Country World Index's (ACWI) as of June 30, 2024.

A diversifying source of income

Dividends have played a significant role in boosting investors’ total return over time, making dividend-paying stocks an attractive option to deliver income in portfolios.⁶ During select decades (particularly when equity returns were under 10%), dividends have contributed over 50% of the total return of major indices.⁶ Figure 2 illustrates the contribution dividends have made over the last 12 months by region.

In addition to dividends providing a diversifying source of income and contributing to total return over longer time horizons, equity investing for income has three key benefits in our view:

Dividends reflect earnings power

As the quality of earnings comes into greater focus for investors, analyzing companies based on dividend per share, dividend growth and the sustainability of dividend payout can unearth telling evidence about a company’s

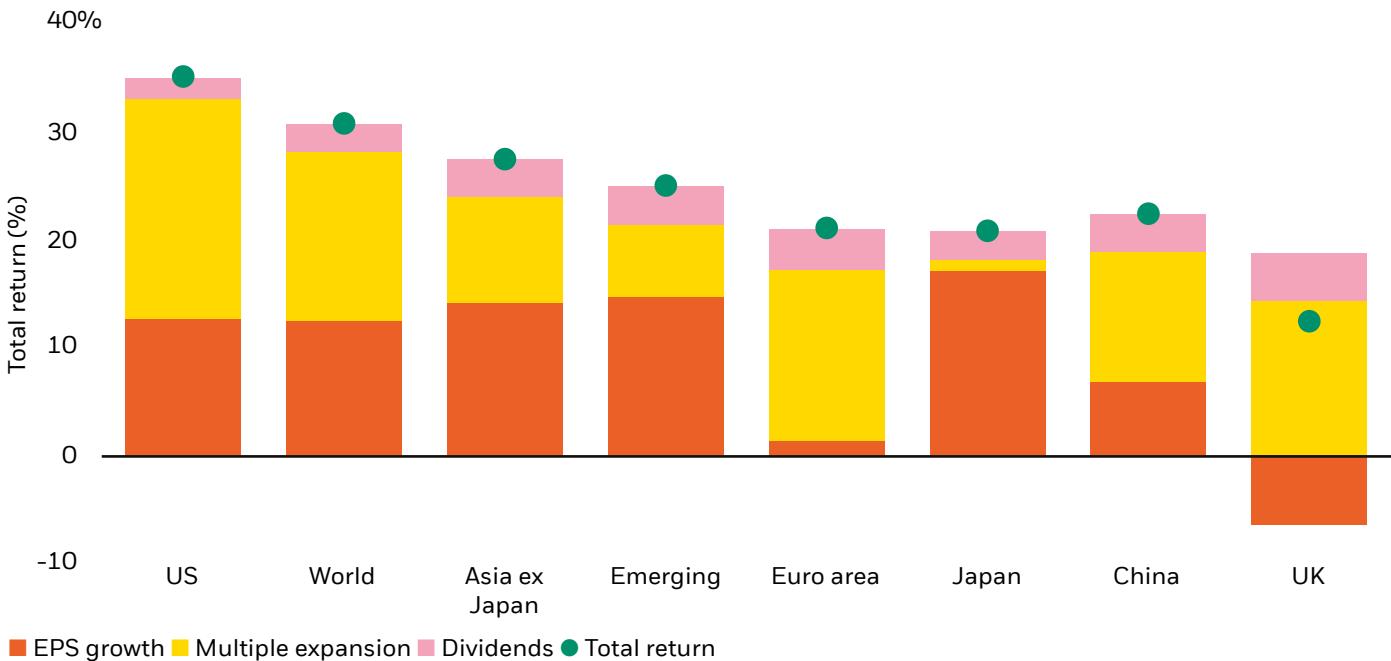
financial health. Investors focused on companies characterized by lower debt and higher profitability tend to be investing in more mature, higher quality companies with greater financial flexibility. These higher quality companies generally offer greater resilience during market selloffs and tend to maintain their earnings growth throughout market cycles.

Dividends help mitigate potential losses from declines in equities

Historically, stocks that grew or maintained their dividend have outperformed non-dividend-paying stocks, or stocks that cut dividend payments.⁷ During equity market declines, dividend paying stocks can offer a cushion to help offset the short-term unpredictability of share prices. Management teams of dividend-paying corporations tend to avoid making dividend cuts unless absolutely necessary.

Figure 2: Dividends contributed significantly to total return

Sources of total return – last 12 months by region



Source: LSEG Datastream, MSCI and BlackRock Investment Institute. October 15, 2024.

Notes: The bars show the breakdown of each market’s 12-month return into dividends, earnings growth and valuation (multiple). The dots show each market’s total 12-month local-currency returns. Earnings growth is based on the 12-month change in 12-month forward I/B/E/S earnings estimates. World is defined as the MSCI All Country World Index (\$). Returns are based on MSCI indexes.

Past performance is not a reliable indicator of current or future results. Index performance returns do not reflect any management fees, transaction costs or expenses. Indices are unmanaged and one cannot invest directly in an index.

⁶ The Economist, “The dividend is back. Are investors right to be pleased?” February 8, 2024. ⁷ Ned Davis Research, Inc. and Refinitiv, Jan 1973-Dec 2023.

Dividends help return purchasing power to investors

Inflation has impacted nearly every area of the economy, but the impact of purchasing power on investor capital is often overlooked. As an example, the MSCI UK index appreciated 17.6% on a one-year basis through August 30, 2024.⁸ Meanwhile the annual inflation in the UK was 3.1% through July 31, 2024.⁹ Therefore the 3.6% dividend yield contribution comes into its own, when you consider that it more than offsets the negative impact of inflation that the investor experiences.

While we believe dividend-paying stocks can be riskier than bonds, a focus on high quality dividend yielding stocks can help dampen equity market volatility, offer investors a way to maintain equity exposure to capture potential price appreciation, and help contribute reoccurring income. Despite these attractive qualities, pursuing high-yielding stocks alone can generate portfolios with higher exposure to certain sectors and style factors, including value (as shown in Figure 3).

Banking, consumer staples, and utilities stocks are typically well represented in equity dividend strategies, but also tend to be established companies that offer lower growth potential. Consequently, traditional equity dividend portfolios typically exhibit an inherent value bias. In addition, dividend yields for major indices like the S&P 500 Index have fallen considerably to 1.3%, as of August 30, 2024 (relative to over 6% at peaks in the early 1980s), which may be lower than the income levels required by some investors.¹⁰ These dynamics have been a headwind for equity income strategies. As a result, traditional dividend yield strategies largely fell out of favor with investors, until recently. Our response, as systematic investors, was to thoughtfully design a different equity dividend solution that could be diversifying to client portfolios and more appealing to clients. A solution that targets a higher yield and lower risk, *without* the value footprint of a traditional equity income strategy.

Figure 3: Sector variance in dividend contribution to return

US sector sources of return – year to date



There can be no guarantee that the investment strategy can be successful and the value of investments may go down as well as up.

Source: LSEG Datastream, MSCI and BlackRock Investment Institute. October 15, 2024.

Notes: The bars show the breakdown of each sector's year-to-date return into dividends, earnings growth and valuation (multiple). The dots show each sector's total year-to-date returns. Earnings growth is based on the year-to-date change in 12-month forward I/B/E/S earnings estimates.

The figures shown relate to past performance. Past performance is not a reliable indicator of current or future results. Index performance returns do not reflect any management fees, transaction costs or expenses. Indices are unmanaged and one cannot invest directly in an index.

⁸ MSCI United Kingdom Index (GBP) gross return, August 30, 2023 to August 30, 2024, <https://www.msci.com/documents/10199/3b75b636-55c0-4ce8-a8aa-6bb70e12b99d>.

⁹ July 2024, latest printed figure. UK annual inflation rate, <https://www.ons.gov.uk/economy/inflationandpriceindices>. ¹⁰ Bloomberg, as of August 2024.


Systematic tools help reduce style bias

As the Covid-19 pandemic hit in 2020, many companies across the world postponed, canceled or reduced their dividends. In the MSCI ACWI Index, 279 stocks cancelled their dividend all together.¹¹ Plummeting yields, growth stock dominance, and dividend companies suspending or reducing payments left equity focused income investors confronted with a triple threat in their portfolios. Traditional financial information pulled from financial statements, such as details on net assets on a balance sheet, financial leverage position, cash flows, and dividend history, gave little guidance to assess future payout ratios, debt levels and dividend growth in a pandemic driven market. But what if investors employed a “real time” modernized approach to navigating the challenges faced by investors?

As systematic investors, we believe in the power of incorporating alternative data into our investment approach. This can help spur more informed decisions at greater scale. We augment traditional data, such as dividend announcements and confirmed dividend payments, with alternative data and machine learning tools. These tools can help us better assess the health of a company and the future likelihood of it paying, and growing, its dividend. Using machine-learned large language models to extract differentiated insights from

job postings, management sentiment, and central bank speeches can help us efficiently form an *alternative* view of a company’s future return potential relative to other companies across the entire market. To put that scale into context, our investment models can help us forecast the dividends for over 3,000 companies in the market – which is practically only possible through a scalable, systematic investment approach.

Through this systematic lens, we believe we can devise better ways to anticipate, and efficiently capture – or harvest – dividends. We believe we can also use these dimensions to build a portfolio that is more diversified and has less of a style tilt to value companies than the typical equity dividend strategy. We do this through a “dividend rotation” strategy that forecasts payment dates to more efficiently allocate capital to firms with variable dividends when more yield is available. Our overall philosophy for managing a portfolio of stocks with a higher-than-average dividend yield is based on the hypothesis that if three stocks each have a 1% yield, and pay their dividend at different times of the year, we can theoretically source 3% income annually at the portfolio level. This strategy offers a greater range of flexibility in its composition and is not constrained to a “buy and hold” approach to dividend yielding companies.



There can be no guarantee that the investment strategy can be successful and the value of investments may go down as well as up.

¹¹ MSCI, “Robust Selection Paid Dividends,” May 2020, <https://www.msci.com/www/blog-posts/robust-selection-paid-dividends/01837227103>.

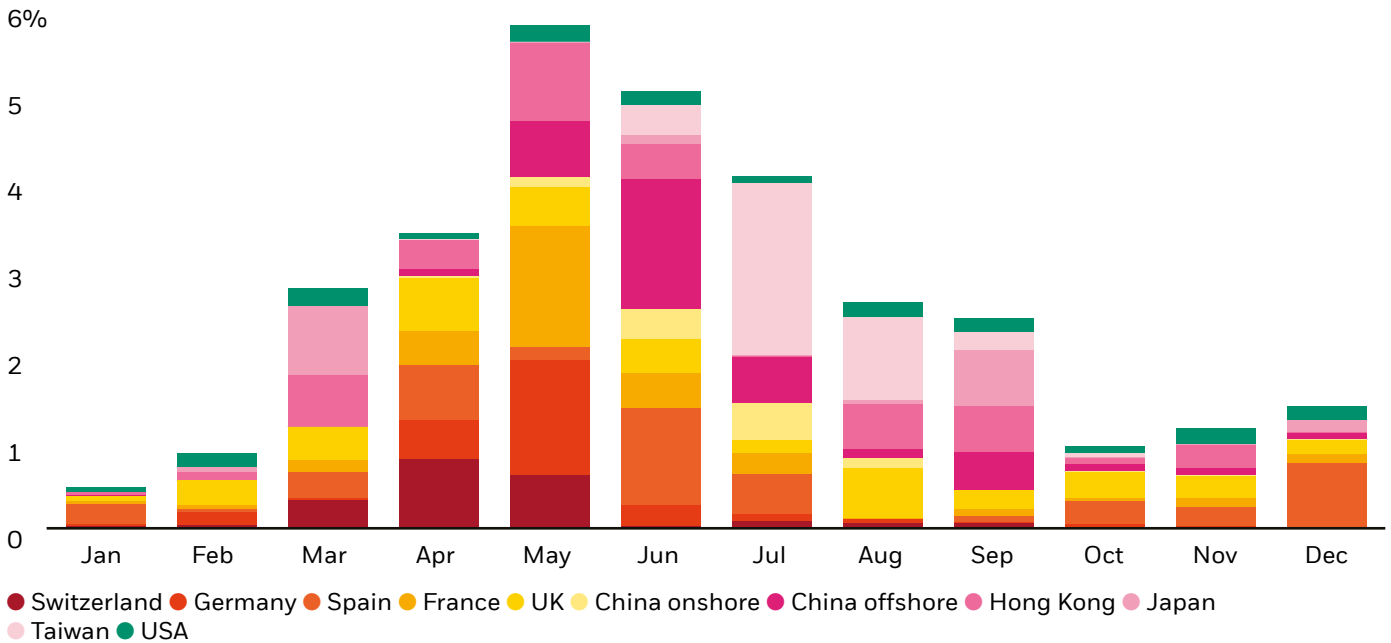
Dividend payment dates range widely across countries. In Canada, Ireland, or the US, it's more common to have quarterly dividend payments, while countries such as Australia, Japan, Korea, or the UK tend to have semi-annual dividend payments. In continental Europe, many countries issue annual dividend payments, making a traditional buy-and-hold strategy less effective than one that could dynamically overweight positions prior to payout. For example, the largest company in the Swiss stock exchange is Nestlé, the world's largest food and beverage company.¹² Nestlé usually pays its annual dividend each April, following shareholder approval at its Annual General Meeting. A systematic approach offers the opportunity to screen thousands of securities based on dividend growth, profitability, and other metrics to help investors time their exposure to these payments to deliver income and potential alpha. Figure 4 shows in practice how this rotation strategy can be scaled to take advantage of the seasonality of dividend payments across countries, with European companies tending to focus payments in

March-May, Taiwanese companies in July and August, and Japanese companies making two payments in March and September.

Harvesting dividends and rotating into other stock specific opportunities could have helped income investors generate positive total returns during 2019's growth market. Simultaneously, a rotation strategy would likely have outperformed a traditional dividend strategy during 2020, when "stay at home" growth stocks (like Apple, Netflix, and Google that benefited from accelerated use of their services during this period) surged, and traditional funds were forced to buy and hold dividend stocks that lagged the market. Conversely, this approach may trail the performance of a typical dividend strategy characterized by a value or quality tilt when those styles are in favor, for example in 2022. We believe a systematic approach to income investing makes it possible to achieve greater diversification across income sources, while also reducing risk and increasing yield at the portfolio level.

Figure 4: Seasonality of dividend payments across countries

Monthly dividend yield breakdown by country



Source: BlackRock. Average yield paid each calendar month by companies in selected countries and industries 2018-2023. Data as of December 31, 2023.

Diversification and asset allocation may not fully protect you from market risk. While the investment approach described herein seeks to control risk, risk cannot be eliminated.

¹² Reference to the company name mentioned in this communication is merely for explaining the investment strategy, and should not be construed as investment advice or investment recommendation of those companies. Nestlé is the largest company based on market cap as of September 30, 2024.

Two sources of income can help combat sticky inflation and interest rate uncertainty

Strategies seeking dividend-paying companies, that combine healthy balance sheets with solid yields, generally help bolster whole portfolio resilience. But as uncertainty lingers around interest rates staying higher for longer and market volatility remains elevated, there is a continued need to evolve income strategies in order to seek to deliver positive inflation-adjusted returns, irrespective of market environment.

To meet this need, systematic investors consider all the tools in the toolkit to meet tailored investment outcomes. Incorporating the use of derivatives, such as call overwriting, can be strategic within an income equity solution in times of higher market volatility. Using call overwriting in combination with delta hedging can help reduce directional risk, help generate additional income, and assist with the management of overall portfolio risk.

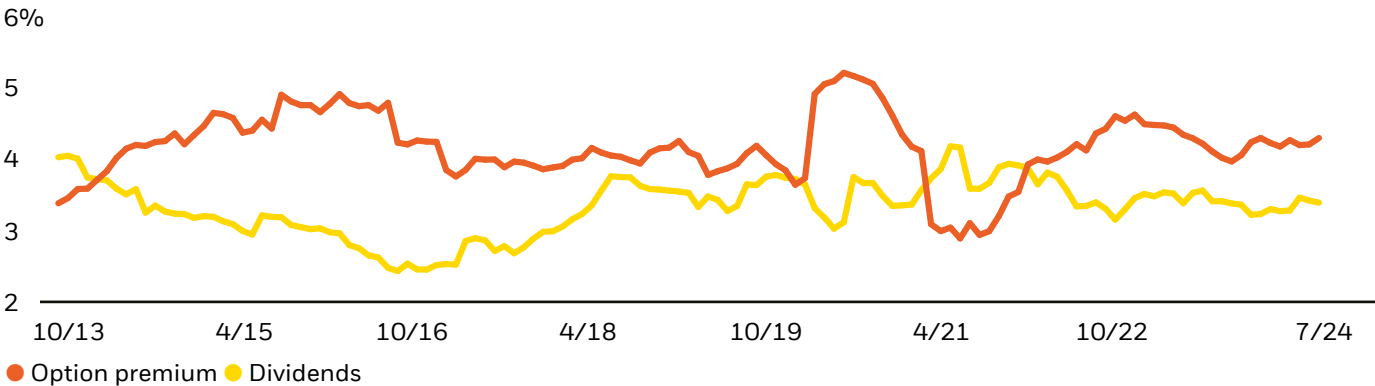
Income optionality

A call option is one of the most basic forms of options contracts, and gives the buyer the right, but not the obligation, to buy shares of a stock at a specified price, up to a defined expiration date. A call option buyer profits when the underlying asset price increases (beyond the total of the specified price and cost of the option) and the buyer exercises the option to buy as markets go up. A call

option can also be implemented using exchange traded (listed) index options to mitigate counterparty risk, help generate additional income, and help reduce stock specific idiosyncratic volatility. In essence, call options can provide a tool that may help investors incrementally enhance yield.

To offset this risk of potential upside getting “called away,” investors can purchase index futures contracts to “delta hedge,” or reduce the directional risk associated with the overwriting strategy (selling covered call options on a long equity position). The delta hedge ensures an overwriting strategy doesn’t sell away too much upside (as buyers exercise the option if markets go up). Exchange traded futures contracts seek to allow investors to hedge the market risk associated with the potential direction of a security or financial instrument. As an illustrative example, Figure 5 shows how these two return sources can be used in tandem. A strategy employing these tools in a diversified portfolio with hundreds of companies could typically have a handful of covered call options contracts and four futures contracts that are continually priced and exchange traded. In this way, an enhanced income strategy can boost income using two sources of income and target specific amounts to precisely hit a desired income level per year.

Figure 5: Two sources of income may be better than one
12-month rolling income generation by strategy since September 2013



Past performance is not a reliable indicator of current or future results. There is no guarantee that a positive investment outcome will be achieved. Investment philosophy and process subject to change and provided here for illustrative purposes only. This chart illustrates income generated from dividends and option premia. The rolling 12-month yield illustrates the sum of the dividend and option premium yield over the previous year.

Delivering income systematically

A desirable outcome for most income-focused investors is the ability to generate higher levels of income, at lower levels of risk, with enhanced diversification characteristics. As systematic investors, we believe there is a fourth piece to this puzzle: the ability to deliver these targeted levels of income more consistently over time. Traditionally equity income strategies rely on buy-and-hold approaches that target higher-yielding equities to generate income. We believe today's market dynamics require an approach that is more agile. We leverage cutting edge technology to identify shifts in

dividend payment frequencies across both industries and countries. In addition, we have found new ways to incorporate the use of an options premium, written on indices rather than single stocks, to complement our positioning in high income opportunities. Using this model, we exchange potential market upside for a secured premium, and help preserve high conviction stock selection views. This evolved approach to income investing seeks to provide investors with a systematic approach to target diversifying income sources more consistently.¹³



¹³ Diversification and asset allocation may not fully protect you from market risk.

For investors in Italy: This document is marketing material: Before investing please read the Prospectus and the PRIIPS KID available on www.blackrock.com/it, which contain a summary of investors' rights.

Risk warnings

Capital at risk. The value of investments and the income from them can fall as well as rise and are not guaranteed. Investors may not get back the amount originally invested. Past performance is not a reliable indicator of current or future results and should not be the sole factor of consideration when selecting a product or strategy.

Changes in the rates of exchange between currencies may cause the value of investments to diminish or increase. Fluctuation may be particularly marked in the case of a higher volatility product or strategy and the value of an investment may fall suddenly and substantially. Levels and basis of taxation may change from time to time and depend on personal individual circumstances.

The value of equities and equity-related securities can be affected by daily stock market movements. Other influential factors include political, economic news, company earnings and significant corporate events.

Important information

This material is provided for educational purposes only and is not intended to be relied upon as a forecast, research or investment advice, and is not a recommendation, offer or solicitation to buy or sell any securities or to adopt any investment strategy. The opinions expressed are subject to change. References to specific securities, asset classes and financial markets are for illustrative purposes only and are not intended to be and should not be interpreted as recommendations. Reliance upon information in this material is at the sole risk and discretion of the reader. The material was prepared without regard to specific objectives, financial situation or needs of any investor.

This material may contain "forward-looking" information that is not purely historical in nature. Such information may include, among other things, projections, forecasts and estimates of yields or returns. No representation is made that any performance presented will be achieved by any BlackRock Funds, or that every assumption made in achieving, calculating or presenting either the forward-looking information or any historical performance information herein has been considered or stated in preparing this material. Any changes to assumptions that may have been made in preparing this material could have a material impact on the investment returns that are presented herein. Past performance is not a reliable indicator of current or future results and should not be the sole factor of consideration when selecting a product or strategy.

The information and opinions contained in this material are derived from proprietary and nonproprietary sources deemed by BlackRock to be reliable, are not necessarily all-inclusive and are not guaranteed as to accuracy.

In the U.S., this material is for Institutional use only – not for public distribution.

In Canada, this material is intended for permitted clients as defined under Canadian securities law, is for educational purposes only, does not constitute investment advice and should not be construed as a solicitation or offering of units of any fund or other security in any jurisdiction.

This material is for distribution to Professional Clients (as defined by the Financial Conduct Authority or MiFID Rules) only and should not be relied upon by any other persons.

This document is marketing material.

In the UK and Non-European Economic Area (EEA) countries: This is Issued by BlackRock Investment Management (UK) Limited, authorised and regulated by the Financial Conduct Authority. Registered office: 12 Throgmorton Avenue, London, EC2N 2DL. Tel: + 44 (0)20 7743 3000. Registered in England and Wales No. 02020394. For your protection telephone calls are usually recorded. Please refer to the Financial Conduct Authority website for a list of authorised activities conducted by BlackRock.

In the European Economic Area (EEA): This is Issued by BlackRock (Netherlands) B.V. is authorised and regulated by the Netherlands Authority for the Financial Markets. Registered office Amstelplein 1, 1096 HA, Amsterdam, Tel: 020 – 549 5200, Tel: 31-20-549-5200. Trade Register No. 17068311. For your protection telephone calls are usually recorded.

For Italy, for information on investor rights and how to raise complaints please go to <https://www.blackrock.com/corporate/compliance/investor-right> available in Italian.

For qualified investors in Switzerland: This document shall be exclusively made available to, and directed at, qualified investors as defined in Article 10 (3) of the CISA of 23 June 2006, as amended, at the exclusion of qualified investors with an opting-out pursuant to Art. 5 (1) of the Swiss Federal Act on Financial Services ("FinSA"). For information on art. 8/9 Financial Services Act (FinSA) and on your client segmentation under Art. 4 FinSA, please see the following website: www.blackrock.com/finisa.

BlackRock Advisors (UK) Limited-Dubai Branch is a DIFC Foreign Recognised Company registered with the DIFC Registrar of Companies (DIFC Registered Number 546), with its office at Unit L1.5-01A, ICD Brookfield Place, Dubai International Financial Centre, PO Box 506661, Dubai, UAE, and is regulated by the DFSA to engage in the regulated activities of 'Advising on Financial Products' and 'Arranging Deals in Investments' in or from the DIFC, both of which are limited to units in a collective investment fund (DFSA Reference Number F000738).

In DIFC, the information contained in this document is intended strictly for Professional Clients as defined under the Dubai Financial Services Authority ("DFSA") Conduct of Business Rules. The information contained in this document, does not constitute and should not be construed as an offer of, invitation or proposal to make an offer for, recommendation to apply for or an opinion or guidance on a financial product, service and/or strategy. Whilst great care has been taken to ensure that the information contained in this document is accurate, no responsibility can be accepted for any errors, mistakes or omissions or for any action taken in reliance thereon. You may only reproduce, circulate and use this document (or any part of it) with the consent of BlackRock. The information contained in this document is for information purposes only. It is not intended for and should not be distributed to, or relied upon by, members of the public. The information contained in this document, may contain statements that are not purely historical in nature but are "forward-looking statements." These include, amongst other things, projections, forecasts or estimates of income. These forward-looking statements are based upon certain assumptions, some of which are described in other relevant documents or materials. If you do not understand the contents of this document, you should consult an authorised financial adviser. BlackRock Advisors (UK) Limited-Dubai Branch is a DIFC Foreign Recognised Company registered with the DIFC Registrar of Companies (DIFC Registered Number 546), with its office at Unit L1.5-01A, ICD Brookfield Place, Dubai International Financial Centre, PO Box 506661, Dubai, UAE, and is regulated by the DFSA to engage in the regulated activities of 'Advising on Financial Products' and 'Arranging Deals in Investments' in or from the DIFC, both of which are limited to units in a collective investment fund (DFSA Reference Number F000738).

In South Africa, please be advised that BlackRock Investment Management (UK) Limited is an authorised Financial Services provider with the South African Financial Services Conduct Authority, FSP No. 43288.

For investors in Israel: BlackRock Investment Management (UK) Limited is not licensed under Israel's Regulation of Investment Advice, Investment Marketing and Portfolio Management Law, 5755-1995 (the "Advice Law"), nor does it carry insurance thereunder.

In Latin America, for institutional investors and financial intermediaries only (not for public distribution). This material is for educational purposes only and does not constitute investment advice or an offer or solicitation to sell or a solicitation of an offer to buy any shares of any fund or security and it is your responsibility to inform yourself of, and to observe, all applicable laws and regulations of your relevant jurisdiction. If any funds are mentioned or inferred in this material, such funds may not be registered with the securities regulators of Argentina, Brazil, Chile, Colombia, Mexico, Panama, Peru, Uruguay or any other securities regulator in any Latin American country and thus, may not be publicly offered in any such countries. The securities regulators of any country within Latin America have not confirmed the accuracy of any information contained herein. No information discussed herein can be provided to the general public in Latin America. The contents of this material are strictly confidential and must not be passed to any third party.

In Argentina, only for use with Qualified Investors under the definition as set by the Comisión Nacional de Valores (CNV).

In Brazil, this private offer does not constitute a public offer, and is not registered with the Brazilian Securities and Exchange Commission, for use only with professional investors as such term is defined by the Comissão de Valores Mobiliários.

In Chile, The securities if any described in this document are foreign securities, therefore: i) their rights and obligations will be subject to the legal framework of the issuer's country of origin, and therefore, investors must inform themselves regarding the form and means through which they may exercise their rights; and that ii) the supervision of the Commission for the Financial Market (Comisión para el Mercado Financiero or "CMF") will be concentrated exclusively on compliance with the information obligations established in General Standard No. 352 of the CMF and that, therefore, the supervision of the security and its issuer will be mainly made by the foreign regulator.

FOR PROFESSIONAL INVESTORS, INSTITUTIONAL INVESTORS, QUALIFIED INVESTORS, WHOLESALE INVESTORS AND PROFESSIONAL CLIENT USE ONLY – NOT FOR PUBLIC DISTRIBUTION (PLEASE READ IMPORTANT DISCLOSURES)

In the case of a fund not registered with the CMF is subject to General Rule No. 336 issued by the SVS (now the CMF). The subject matter of this sale may include securities not registered with the CMF; therefore, such securities are not subject to the supervision of the CMF. Since the securities are not registered in Chile, there is no obligation of the issuer to make publicly available information about the securities in Chile. The securities shall not be subject to public offering in Chile unless registered with the relevant registry of the CMF.

In Colombia, the sale of each fund discussed herein, if any, is addressed to less than one hundred specifically identified investors, and such fund may not be promoted or marketed in Colombia or to Colombian residents unless such promotion and marketing is made in compliance with Decree 2555 of 2010 and other applicable rules and regulations related to the promotion of foreign financial and/or securities related products or services in Colombia. With the receipt of these materials, and unless the Client contacts BlackRock with additional requests for information, the Client agrees to have been provided the information for due advisory required by the marketing and promotion regulatory regime applicable in Colombia.

IN MEXICO, FOR INSTITUTIONAL AND QUALIFIED INVESTORS USE ONLY. INVESTING INVOLVES RISK, INCLUDING POSSIBLE LOSS OF PRINCIPAL. THIS MATERIAL IS PROVIDED FOR EDUCATIONAL AND INFORMATIONAL PURPOSES ONLY AND DOES NOT CONSTITUTE AN OFFER OR SOLICITATION TO SELL OR A SOLICITATION OF AN OFFER TO BUY ANY SHARES OF ANY FUND OR SECURITY. This information does not consider the investment objectives, risk tolerance or the financial circumstances of any specific investor. This information does not replace the obligation of financial advisor to apply his/her best judgment in making investment decisions or investment recommendations. It is your responsibility to inform yourself of, and to observe, all applicable laws and regulations of Mexico. If any funds, securities or investment strategies are mentioned or inferred in this material, such funds, securities or strategies have not been registered with the Mexican National Banking and Securities Commission (Comisión Nacional Bancaria y de Valores, the "CNBV") and thus, may not be publicly offered in Mexico. The CNBV has not confirmed the accuracy of any information contained herein. The provision of investment management and investment advisory services ("Investment Services") is a regulated activity in Mexico, subject to strict rules, and performed under the supervision of the CNBV. These materials are shared for information purposes only, do not constitute investment advice, and are being shared in the understanding that the addressee is an Institutional or Qualified investor as defined under Mexican Securities (Ley del Mercado de Valores). Each potential investor shall make its own investment decision based on their own analysis of the available information. Please note that by receiving these materials, it shall be construed as a representation by the receiver that it is an Institutional or Qualified investor as defined under Mexican law. BlackRock México Operadora, S.A. de C.V., Sociedad Operadora de Fondos de Inversión ("BlackRock México Operadora") is a Mexican subsidiary of BlackRock, Inc., authorized by the CNBV as a Mutual Fund Manager (Operadora de Fondos), and as such, authorized to manage Mexican mutual funds, ETFs and provide Investment Advisory Services. For more information on the Investment Services offered by BlackRock Mexico, please review our Investment Services Guide available in www.blackrock.com/mx. This material represents an assessment at a specific time and its information should not be relied upon by the you as research or investment advice regarding the funds, any security or investment strategy in particular. Reliance upon information in this material is at your sole discretion. BlackRock México is not authorized to receive deposits, carry out intermediation activities, or act as a broker dealer, or bank in Mexico. For more information on BlackRock México, please visit: www.blackrock.com/mx. BlackRock receives revenue in the form of advisory fees for our advisory services and management fees for our mutual funds, exchange traded funds and collective investment trusts. Any modification, change, distribution or inadequate use of information of this document is not responsibility of BlackRock or any of its affiliates. Pursuant to the Mexican Data Privacy Law (Ley Federal de Protección de Datos Personales en Posesión de Particulares), to register your personal data you must confirm that you have read and understood the Privacy Notice of BlackRock México Operadora. For the full disclosure, please visit www.blackrock.com/mx and accept that your personal information will be managed according with the terms and conditions set forth therein.

In Peru, this private offer does not constitute a public offer, and is not registered with the Securities Market Public Registry of the Peruvian Securities Market Commission, for use only with institutional investors as such term is defined by the *Superintendencia de Banca, Seguros y AFP*.

In Uruguay, the securities are not and will not be registered with the Central Bank of Uruguay. The Securities are not and will not be offered publicly in or from Uruguay and are not and will not be traded on any Uruguayan stock exchange. This offer has not been and will not be announced to the public and offering materials will not be made available to the general public except in circumstances which do not constitute a public offering of securities in Uruguay, in compliance with the requirements of the Uruguayan Securities Market Law (Law N° 18.627 and Decree 322/011).

For investors in Central America, these securities have not been registered before the Securities Superintendence of the Republic of Panama, nor did the offer, sale or their trading procedures. The registration exemption has made according to numeral 3 of Article 129 of the Consolidated Text containing of the Decree-Law No. 1 of July 8, 1999 (institutional investors). Consequently, the tax treatment set forth in Articles 334 to 336 of the Unified Text containing Decree-Law No. 1 of July 8, 1999, does not apply to them. These securities are not under the supervision of the Securities Superintendence of the Republic of Panama. The information contained herein does not describe any product that is supervised or regulated by the National Banking and Insurance Commission (CNBS) in Honduras. Therefore any investment described herein is done at the investor's own risk. In Costa Rica, any securities or services mentioned herein constitute an individual and private offer made through reverse solicitation upon reliance on an exemption from registration before the General Superintendence of Securities ("SUGEVAL"), pursuant to articles 7 and 8 of the Regulations on the Public Offering of Securities ("Reglamento sobre Oferta Pública de Valores"). This information is confidential, and is not to be reproduced or distributed to third parties as this is NOT a public offering of securities in Costa Rica. The product being offered is not intended for the Costa Rican public or market and neither is registered or will be registered before the SUGEVAL, nor can be traded in the secondary market. If any recipient of this documentation receives this document in El Salvador, such recipient acknowledges that the same has been delivered upon their request and instructions, and on a private placement basis. In Guatemala, this communication and any accompanying information (the "Materials") are intended solely for informational purposes and do not constitute (and should not be interpreted to constitute) the offering, selling, or conducting of business with respect to such securities, products or services in the jurisdiction of the addressee (this "Jurisdiction"), or the conducting of any brokerage, banking or other similarly regulated activities ("Financial Activities") in the Jurisdiction. Neither BlackRock, nor the securities, products and services described herein, are registered (or intended to be registered) in the Jurisdiction. Furthermore, neither BlackRock, nor the securities, products, services or activities described herein, are regulated or supervised by any governmental or similar authority in the Jurisdiction. The Materials are private, confidential and are sent by BlackRock only for the exclusive use of the addressee. The Materials must not be publicly distributed and any use of the Materials by anyone other than the addressee is not authorized. The addressee is required to comply with all applicable laws in the Jurisdiction, including, without limitation, tax laws and exchange control regulations, if any.

For investors in the Caribbean, any funds mentioned or inferred in this material have not been registered under the provisions of the Investment Funds Act of 2003 of the Bahamas, nor have they been registered with the securities regulators of Dominica, the Cayman Islands, the British Virgin Islands, Grenada, Trinidad & Tobago or any jurisdiction in the Organisation of Eastern Caribbean States, and thus, may not be publicly offered in any such jurisdiction. Engaging in marketing, offering or selling any fund from within the Cayman Islands to persons or entities in the Cayman Islands may be deemed carrying on business in the Cayman Islands. As a non-Cayman Islands person, BlackRock may not carry on or engage in any trade or business unless it properly registers and obtains a license for such activities in accordance with the applicable Cayman Islands law. In the Dominican Republic, any securities mentioned or inferred in this material may only be offered in a private character according to the laws of the Dominican Republic, falling beyond the scope of articles 1 numeral (31), 46 et al of Law 249-17 dated December 19, 2017, as amended and its Regulations. Since no governmental authorizations are required in such offering, any "securities" mentioned or inferred in this material have not been and will not be registered with the Stock Market Superintendency of the Dominican Republic (Superintendencia de Mercado de Valores de la República Dominicana), and these "securities" may only be circulated, offered and sold in the Dominican Republic in a private manner based on the criteria established under Dominican laws and regulations.

In Singapore, this document is provided by BlackRock (Singapore) Limited (company registration number: 200010143N) for use only with institutional as defined in Section 4A of the Securities and Futures Act, Chapter 289 of Singapore. This advertisement or publication has not been reviewed by the Monetary Authority of Singapore.

In Hong Kong, this material is issued by BlackRock Asset Management North Asia Limited and has not been reviewed by the Securities and Futures Commission of Hong Kong. This material is for distribution to "Professional Investors" (as defined in the Securities and Futures Ordinance (Cap. 571 of the laws of Hong Kong) and any rules made under that ordinance.) and should not be relied upon by any other persons or redistributed to retail clients in Hong Kong.

In South Korea, this information is issued by BlackRock Investment (Korea) Limited. This material is for distribution to the Qualified Professional Investors (as defined in the Financial Investment Services and Capital Market Act and its sub-regulations) and for information or educational purposes only, and does not constitute investment advice or an offer or solicitation to purchase or sells in any securities or any investment strategies.

In Taiwan, independently operated by BlackRock Investment Management (Taiwan) Limited. Address: 28F, No. 100, Songren Rd., Xinyi Dist., Taipei City 110, Taiwan. Tel: (02)23261600.

In Australia & New Zealand, issued by BlackRock Investment Management (Australia) Limited ABN 13 006 165 975, AFSL 230 523 (BIMAL) for the exclusive use of the recipient, who warrants by receipt of this material that they are a wholesale client as defined under the Australian Corporations Act 2001 (Cth) and the New Zealand Financial Advisers Act 2008 respectively. BlackRock Investment Management (Australia) Limited ("BIMAL") is not licensed by a New Zealand regulator to provide 'Financial Advice Service' or 'Keeping,

administering, or managing money, securities, or investment portfolios on behalf of other persons.' BIMAL's registration on the New Zealand register of financial service providers does not mean that BIMAL is subject to active regulation or oversight by a New Zealand regulator.

This material provides general information only and does not take into account your individual objectives, financial situation, needs or circumstances. Before making any investment decision, you should therefore assess whether the material is appropriate for you and obtain financial advice tailored to you having regard to your individual objectives, financial situation, needs and circumstances. Refer to BIMAL's Financial Services Guide on its website for more information. This material is not a financial product recommendation or an offer or solicitation with respect to the purchase or sale of any financial product in any jurisdiction.

This material is not intended for distribution to, or use by, any person or entity in any jurisdiction or country where such distribution or use would be contrary to local law or regulation. BIMAL is a part of the global BlackRock Group which comprises of financial product issuers and investment managers around the world. BIMAL is the issuer of financial products and acts as an investment manager in Australia. BIMAL does not offer financial products to persons in New Zealand who are retail investors (as that term is defined in the Financial Markets Conduct Act 2013 (FMCA)). This material does not constitute or relate to such an offer. To the extent that this material does constitute or relate to such an offer of financial products, the offer is only made to, and capable of acceptance by, persons in New Zealand who are wholesale investors (as that term is defined in the FMCA). BIMAL, its officers, employees and agents believe that the information in this material and the sources on which it is based (which may be sourced from third parties) are correct as at the date of publication. While every care has been taken in the preparation of this material, no warranty of accuracy or reliability is given and no responsibility for the information is accepted by BIMAL, its officers, employees or agents. Except where contrary to law, BIMAL excludes all liability for this information.

In China, this material may not be distributed to individuals resident in the People's Republic of China ("PRC", for such purposes, not applicable to Hong Kong, Macau and Taiwan) or entities registered in the PRC unless such parties have received all the required PRC government approvals to participate in any investment or receive any investment advisory or investment management services.

The information provided here is not intended to constitute financial, tax, legal or accounting advice. You should consult your own advisers on such matters. BlackRock does not guarantee the suitability or potential value of any particular investment. Investment involves risk including possible loss of principal. International investing involves risks, including risks related to foreign currency, limited liquidity, less government regulation, and the possibility of substantial volatility due to adverse political, economic or other developments. These risks are often heightened for investments in emerging/developing markets or smaller capital markets.

Any research in this document has been procured and may have been acted on by BlackRock for its own purpose. The results of such research are being made available only incidentally. The views expressed do not constitute investment or any other advice and are subject to change. They do not necessarily reflect the views of any company in the BlackRock Group or any part thereof and no assurances are made as to their accuracy.

This document is for information purposes only and does not constitute an offer or invitation to anyone to invest in any BlackRock funds and has not been prepared in connection with any such offer.

FOR PROFESSIONAL, INSTITUTIONAL INVESTORS, QUALIFIED INVESTORS, WHOLESALE INVESTORS AND PERMITTED, PROFESSIONAL AND QUALIFIED CLIENT USE ONLY. THIS MATERIAL IS NOT TO BE REPRODUCED OR DISTRIBUTED TO PERSONS OTHER THAN THE RECIPIENT.

© 2024 BlackRock, Inc. or its affiliates All Rights Reserved. **BLACKROCK** is a trademark of BlackRock, Inc., or its affiliates. All other trademarks are those of their respective owners.
241720T-1024