


Canadian iShares® Product List

As of November 2018



iShares Core Funds. Low-cost building blocks for a portfolio.

iShares provides the essential building blocks for a portfolio - to help you keep more of what you earn and build more with what you have.

CANADIAN STOCKS		Mgmt Fees (%)
Broad Market	XIC	0.05
Equity Income	XDIV	0.10

CANADIAN BONDS		Mgmt Fees (%)
Universe Bonds	XBB	0.09
Short Bonds	XSB	0.09
Short Credit	XSH	0.09
Long Bonds	XLB	0.18

U.S. STOCKS		Mgmt Fees (%)
US Total Market	XUU	0.07
US Total Market (Hedged)	XUH	0.07
US Large Cap	XUS	0.10
US Large Cap (Hedged)	XSP	0.10
US Equity Income	XDU	0.14
US Equity Income (Hedged)	XDUH	0.14

INTERNATIONAL STOCKS		Mgmt Fees (%)
Global ex Canada Equity	XAW	0.20
International Equity	XEF	0.20
International Equity (Hedged)	XFH	0.20
Global Equity Income	XDG	0.20
Global Equity Income (Hedged)	XDGH	0.20
Emerging Markets Equity	XEC	0.25



iShares offers versatility to help you build portfolios that perform

1

ACCESS

Core & Broad Exposure

The iShares Core covers key asset classes used by Canadians in their portfolios including domestic equities, dividends and fixed income as well as U.S. and international equities.



2

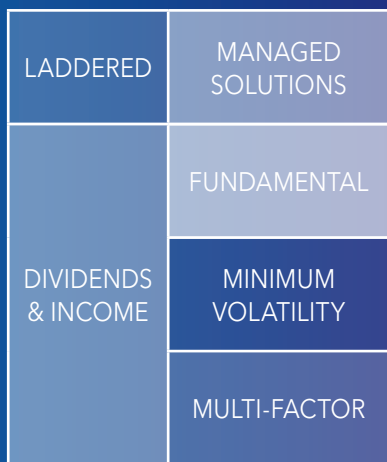
GOALS

Outcome Oriented Strategies

Match your long-term core holdings to your needs and have the flexibility to complement them with more specialized ETFs and solutions.

EQUITIES


Fund Name	Ticker Symbol	Mgmt Fees (%)
CANADIAN STOCKS		
Broad Market		
iShares Core S&P®/TSX® Capped Composite Index ETF	XIC	0.05
iShares S&P/TSX 60 Index ETF	XIU	0.17
iShares S&P/TSX Completion Index ETF	XMD	0.55
iShares S&P/TSX Small Cap Index ETF	XCS	0.55
iShares Canadian Growth Index ETF	XCG	0.50
iShares Canadian Value Index ETF	XCV	0.50
iShares Edge MSCI Multifactor Canada Index ETF	XFC	0.45
iShares Canadian Fundamental Index ETF	CRQ	0.65
iShares Edge MSCI Min Vol Canada Index ETF	XMV	0.30
iShares Jantzi Social Index® ETF	XEN	0.50



3 VIEWS

Market Insights & Targeted Exposure

iShares give you versatility to build the core of your portfolio, help meet specific goals, and implement your market views.



EQUITIES (continued)

Fund Name	Ticker Symbol	Mgmt Fees (%)
CANADIAN STOCKS (continued)		
Sectors		
iShares S&P/TSX Capped Energy Index ETF	XEG	0.55
iShares S&P/TSX Capped Financials Index ETF	XFN	0.55
iShares S&P/TSX Capped Information Technology Index ETF	XIT	0.55
iShares S&P/TSX Capped Consumer Staples Index ETF	XST	0.55
iShares S&P/TSX Capped Utilities Index ETF	XUT	0.55
iShares S&P/TSX Capped Materials Index ETF	XMA	0.55
iShares Canadian Financial Monthly Income ETF	FIE	0.65
iShares Equal Weight Banc & Lifeco ETF	CEW	0.55
Income		
iShares Core MSCI Canadian Quality Dividend Index ETF	XDIV	0.10
iShares S&P/TSX Composite High Dividend Index ETF	XEI	0.20
iShares Canadian Select Dividend Index ETF	XDV	0.50
iShares S&P/TSX Canadian Dividend Aristocrats Index ETF	CDZ	0.60
iShares S&P/TSX Canadian Preferred Share Index ETF	CPD	0.45

EQUITIES (continued)

Fund Name	Ticker Symbol	Mgmt Fees (%)
U.S. STOCKS		
Broad Market		
iShares Core S&P 500 Index ETF	XUS	0.10
iShares Core S&P 500 Index ETF (CAD-Hedged)	XSP	0.10
iShares Core S&P U.S. Total Market Index ETF	XUU	0.07
iShares Core S&P U.S. Total Market Index ETF (CAD-Hedged)	XUH	0.07
iShares S&P U.S. Mid-Cap Index ETF	XMC	0.15
iShares S&P U.S. Mid-Cap Index ETF (CAD-Hedged)	XMH	0.15
iShares U.S. Small Cap Index ETF (CAD-Hedged)	XSU	0.35
iShares Edge MSCI Multifactor USA Index ETF	XFS	0.45
iShares Edge MSCI Multifactor USA Index ETF (CAD-Hedged)	XFA	0.45
iShares US Fundamental Index ETF (CAD-Hedged)	CLU	0.65
iShares US Fundamental Index ETF (Non-Hedged)	CLU.C	0.65
iShares Edge MSCI Min Vol USA Index ETF	XMU	0.30
iShares Edge MSCI Min Vol USA Index ETF (CAD-Hedged)	XMS	0.30
iShares NASDAQ 100 Index ETF (CAD-Hedged)	XQQ	0.35
Income		
iShares Core MSCI US Quality Dividend Index ETF	XDU	0.14
iShares Core MSCI US Quality Dividend Index ETF (CAD-Hedged)	XDUH	0.14
iShares U.S. High Dividend Equity Index ETF	XHU	0.30
iShares U.S. High Dividend Equity Index ETF (CAD-Hedged)	XHD	0.30
iShares US Dividend Growers Index ETF (CAD-Hedged)	CUD	0.60
iShares S&P/TSX North American Preferred Stock Index ETF (CAD-Hedged)	XPF	0.45
INTERNATIONAL STOCKS		
Global		
iShares Core MSCI All Country World ex Canada Index ETF	XAW	0.20
iShares MSCI World Index ETF	XWD	0.44
iShares Edge MSCI Min Vol Global Index ETF	XMW	0.45
iShares Edge MSCI Min Vol Global Index ETF (CAD-Hedged)	XMY	0.45
EAFE		
iShares Core MSCI EAFE® IMI Index ETF	XEF	0.20
iShares Core MSCI EAFE IMI Index ETF (CAD-Hedged)	XFH	0.20
iShares MSCI EAFE Index ETF (CAD-Hedged)	XIN	0.50
iShares Edge MSCI Multifactor EAFE Index ETF	XFI	0.45
iShares Edge MSCI Multifactor EAFE Index ETF (CAD-Hedged)	XFF	0.45

EQUITIES (continued)

Fund Name	Ticker Symbol	Mgmt Fees (%)
INTERNATIONAL STOCKS (continued)		
EAFE (continued)		
iShares International Fundamental Index ETF	CIE	0.65
iShares Edge MSCI Min Vol EAFE Index ETF	XMI	0.35
iShares Edge MSCI Min Vol EAFE Index ETF (CAD-Hedged)	XML	0.35
Regions/Countries		
iShares MSCI Europe IMI Index ETF	XEU	0.25
iShares MSCI Europe IMI Index ETF (CAD-Hedged)	XEH	0.25
iShares Japan Fundamental Index ETF (CAD-Hedged)	CJP	0.65
Sectors		
iShares S&P Global Consumer Discretionary Index ETF (CAD-Hedged)	XCD	0.63
iShares S&P Global Industrials Index ETF (CAD-Hedged)	XGI	0.63
iShares Global Healthcare Index ETF (CAD-Hedged)	XHC	0.63
iShares S&P/TSX Global Gold Index ETF	XGD	0.55
iShares S&P/TSX Global Base Metals Index ETF	XBM	0.55
Income		
iShares Core MSCI Global Quality Dividend Index ETF	XDG	0.20
iShares Core MSCI Global Quality Dividend Index ETF (CAD-Hedged)	XDGH	0.20
iShares Global Monthly Dividend Index ETF (CAD-Hedged)	CYH	0.60
EMERGING MARKETS		
Broad Markets		
iShares Core MSCI Emerging Markets IMI Index ETF	XEC	0.25
iShares MSCI Emerging Markets Index ETF	XEM	0.82
iShares Emerging Markets Fundamental Index ETF	CWO	0.65
iShares Edge MSCI Min Vol Emerging Markets Index ETF	XMM	0.79 ¹
Regions/Countries		
iShares India Index ETF	XID	0.98
iShares China Index ETF	XCH	0.85
SPECIALTY		
Real Estate & Infrastructure		
iShares S&P/TSX Capped REIT Index ETF	XRE	0.55
iShares Global Real Estate Index ETF	CGR	0.65
iShares Global Infrastructure Index ETF	CIF	0.65

¹ BlackRock Canada has agreed to extend a partial waiver of the annual management fee that would otherwise be payable by XMM (the "Waiver"). After giving effect to the Waiver, BlackRock Canada is entitled to receive an annual management fee from XMM equal to 0.40% of the net asset value of XMM. The Waiver will expire on December 31, 2018. BlackRock Canada may discontinue, amend or extend the Waiver at any time without giving notice to (other than by press release) or seeking approval from unitholders of XMM.

EQUITIES (continued)

Fund Name	Ticker Symbol	Mgmt Fees (%)
SPECIALTY (continued)		
Commodities & Alternatives		
iShares Gold Bullion ETF (CAD-Hedged)	CGL	0.50
iShares Gold Bullion ETF (Non-Hedged)	CGL.C	0.50
iShares Silver Bullion ETF (CAD-Hedged)	SVR	0.60
iShares Silver Bullion ETF (Non-Hedged)	SVR.C	0.60
iShares Global Agriculture Index ETF	COW	0.65
iShares Global Water Index ETF	CWW	0.60
Preferred		
iShares S&P/TSX Canadian Preferred Share Index ETF	CPD	0.45
iShares S&P/TSX North American Preferred Stock Index ETF (CAD-Hedged)	XPF	0.45
Multi-Asset & Outcome Oriented		
iShares Diversified Monthly Income ETF	XTR	0.55
iShares Balanced Growth CorePortfolio™ Index ETF	CBN	0.25 ²
iShares Balanced Income CorePortfolio™ Index ETF	CBD	0.25 ³
SMART BETA		
Multi-Factor		
iShares Edge MSCI Multifactor Canada Index ETF	XFC	0.45
iShares Edge MSCI Multifactor EAFE Index ETF	XFI	0.45
iShares Edge MSCI Multifactor EAFE Index ETF (CAD-Hedged)	XFF	0.45
iShares Edge MSCI Multifactor USA Index ETF	XFS	0.45
iShares Edge MSCI Multifactor USA Index ETF (CAD-Hedged)	XFA	0.45
Minimum Volatility		
iShares Edge MSCI Min Vol Canada Index ETF	XMV	0.30
iShares Edge MSCI Min Vol USA Index ETF	XMU	0.30
iShares Edge MSCI Min Vol USA Index ETF (CAD-Hedged)	XMS	0.30
iShares Edge MSCI Min Vol EAFE Index ETF	XMI	0.35
iShares Edge MSCI Min Vol EAFE Index ETF (CAD-Hedged)	XML	0.35
iShares Edge MSCI Min Vol Emerging Markets Index ETF	XMM	0.79 ¹
iShares Edge MSCI Min Vol Global Index ETF	XMW	0.45
iShares Edge MSCI Min Vol Global Index ETF (CAD-Hedged)	XMY	0.45

1 BlackRock Canada has agreed to extend a partial waiver of the annual management fee that would otherwise be payable by XMM (the "Waiver"). After giving effect to the Waiver, BlackRock Canada is entitled to receive an annual management fee from XMM equal to 0.40% of the net asset value of XMM. The Waiver will expire on December 31, 2018. BlackRock Canada may discontinue, amend or extend the Waiver at any time without giving notice to (other than by press release) or seeking approval from unitholders of XMM.

2 In addition to the annual management fee, BlackRock Asset Management Canada Limited or an affiliate is entitled to receive a fee for acting as trustee or manager of each underlying ETF in which this fund invests. The weighted average of such underlying product fee does not exceed 0.65%.

3 In addition to the annual management fee, BlackRock Asset Management Canada Limited or an affiliate is entitled to receive a fee for acting as trustee or manager of each underlying ETF in which this fund invests. The weighted average of such underlying product fee does not exceed 0.55%.

EQUITIES (continued)

Fund Name	Ticker Symbol	Mgmt Fees (%)
SMART BETA (continued)		
Fundamental		
iShares Canadian Fundamental Index ETF	CRQ	0.65
iShares US Fundamental Index ETF (CAD-Hedged)	CLU	0.65
iShares US Fundamental Index ETF (Non-Hedged)	CLU.C	0.65
iShares International Fundamental Index ETF	CIE	0.65
iShares Emerging Markets Fundamental Index ETF	CWO	0.65
iShares Japan Fundamental Index ETF (CAD-Hedged)	CJP	0.65
Dividend Strategies		
iShares Core MSCI Canadian Quality Dividend Index ETF	XDIV	0.10
iShares Core MSCI US Quality Dividend Index ETF	XDU	0.14
iShares Core MSCI US Quality Dividend Index ETF (CAD-Hedged)	XDUH	0.14
iShares Core MSCI Global Quality Dividend Index ETF	XDG	0.20
iShares Core MSCI Global Quality Dividend Index ETF (CAD-Hedged)	XDGH	0.20
iShares S&P/TSX Composite High Dividend Index ETF	XEI	0.20
iShares Canadian Select Dividend Index ETF	XDV	0.50
iShares S&P/TSX Canadian Dividend Aristocrats Index ETF	CDZ	0.60
iShares U.S. High Dividend Equity Index ETF (CAD-Hedged)	XHD	0.30
iShares U.S. High Dividend Equity Index ETF	XHU	0.30
iShares US Dividend Growers Index ETF (CAD-Hedged)	CUD	0.60
iShares Global Monthly Dividend Index ETF (CAD-Hedged)	CYH	0.60

FIXED INCOME

Fund Name	Ticker Symbol	Mgmt Fees (%)
CANADIAN BONDS		
Broad Markets		
iShares Core Canadian Universe Bond Index ETF	XBB	0.09
iShares High Quality Canadian Bond Index ETF	XQB	0.12
iShares Canadian Corporate Bond Index ETF	XCB	0.40
iShares Canadian Government Bond Index ETF	XGB	0.35
iShares Canadian Real Return Bond Index ETF	XRB	0.35

FIXED INCOME (continued)

Fund Name	Ticker Symbol	Mgmt Fees (%)
CANADIAN BONDS (continued)		
Short		
iShares Core Canadian Short Term Corporate + Maple Bond Index ETF	XSH	0.09
iShares Core Canadian Short Term Bond Index ETF	XSB	0.09
iShares Short Term High Quality Canadian Bond Index ETF	XSQ	0.12
Long		
iShares Core Canadian Long Term Bond Index ETF	XLB	0.18
Laddered		
iShares 1-5 Year Laddered Corporate Bond Index ETF	CBO	0.25
iShares 1-5 Year Laddered Government Bond Index ETF	CLF	0.15
iShares 1-10 Year Laddered Corporate Bond Index ETF	CBH	0.25
iShares 1-10 Year Laddered Government Bond Index ETF	CLG	0.15
Sector		
iShares Canadian HYBrid Corporate Bond Index ETF	XHB	0.45
iShares Floating Rate Index ETF	XFR	0.20
iShares Convertible Bond Index ETF	CVD	0.45
iShares Premium Money Market ETF	CMR	0.25
GLOBAL BONDS		
International		
iShares Short Term Strategic Fixed Income ETF - CAD Hedged	XSI	0.50
iShares Conservative Short Term Strategic Fixed Income ETF - CAD Hedged	XSC	0.40
iShares Conservative Strategic Fixed Income ETF - CAD Hedged	XSE	0.50
iShares J.P. Morgan USD Emerging Markets Bond Index ETF (CAD-Hedged)	XEB	0.52
U.S. Bonds		
iShares U.S. IG Corporate Bond Index ETF (CAD-Hedged)	XIG	0.30
iShares U.S. High Yield Bond Index ETF (CAD-Hedged)	XHY	0.60
iShares Short Duration High Income ETF (CAD-Hedged)	CSD	0.55
iShares U.S. High Yield Fixed Income Index ETF (CAD-Hedged)	CHB	0.50

MUTUAL FUNDS

Fund Name	Fund Code	Series	Mgmt Fees (%)**
STRATEGIC PORTFOLIO SERIES			
BlackRock All Bond Portfolio	BLK130	A - Front End	1.00
	BLK330	A - Low Load	1.00
	BLK630	D	0.75
BlackRock Defensive Portfolio	BLK105	A - Front End	1.35
	BLK305	A - Low Load	1.35
	BLK605	D	0.60
BlackRock Conservative Portfolio	BLK125	A - Front End	1.35
	BLK325	A - Low Load	1.35
	BLK625	D	0.60
BlackRock Balanced Portfolio	BLK110	A - Front End	1.40
	BLK310	A - Low Load	1.40
	BLK610	D	0.65
BlackRock Growth Portfolio	BLK115	A - Front End	1.40
	BLK315	A - Low Load	1.40
	BLK615	D	0.65
BlackRock MaxGrowth Portfolio	BLK120	A - Front End	1.45
	BLK320	A - Low Load	1.45
	BLK620	D	0.70
BlackRock Diversified Monthly Income Portfolio	BLK100	A - Front End	1.40
	BLK300	A - Low Load	1.40
	BLK600	D	0.90

ACTIVE ETFs

Dynamic Funds*

Dynamic Funds and BlackRock Asset Management Canada Limited have joined forces to bring together the strength of both firms' capabilities and deliver active ETFs. This new product suite combines high-conviction portfolio management with proven operational expertise.

Fund Name	Ticker Symbol	Mgmt Fees (%)
DYNAMIC iSHARES ACTIVE ETFs		
Dynamic iShares Active Investment Grade Floating Rate ETF	DXV	0.30
Dynamic iShares Active Crossover Bond ETF	DXO	0.50
Dynamic iShares Active Tactical Bond ETF	DXB	0.50
Dynamic iShares Active Preferred Shares ETF	DXP	0.58
Dynamic iShares Active Canadian Dividend ETF	DXC	0.75
Dynamic iShares Active U.S. Dividend ETF	DXU	0.75
Dynamic iShares Active Global Dividend ETF	DXG	0.75
Dynamic iShares Active Global Financial Services ETF	DXF	0.75
Dynamic iShares Active U.S. Mid-Cap ETF	DXZ	0.75

** The management fee includes any fees payable to BlackRock Asset Management Canada Limited or an affiliate for the provision of management, trustee, portfolio advisory services, maintenance of portfolio systems used to manage the funds and the website of the Funds and marketing and promotion services. Management fee does not include the administration fee, operating expenses or other fund costs.

iShares® ETFs and BlackRock® mutual funds are managed by BlackRock Asset Management Canada Limited. Commissions, trailing commissions, management fees and expenses all may be associated with investing in the funds. Please read the relevant prospectus before investing. The funds are not guaranteed, their values change frequently and past performance may not be repeated. Tax, investment and all other decisions should be made, as appropriate, only with guidance from a qualified professional.

BLOOMBERG® is a trademark and service mark of Bloomberg Finance L.P. and its affiliates (collectively "Bloomberg"). BARCLAYS® is a trademark and service mark of Barclays Bank Plc (collectively with its affiliates, "Barclays"), used under license. Bloomberg or Bloomberg's licensors, including Barclays, own all proprietary rights in the Bloomberg Barclays Indices. Neither Bloomberg nor Barclays is affiliated with BlackRock, and neither approves, endorses, reviews or recommends iShares U.S. High Yield Fixed Income Index ETF (CAD-Hedged). Neither Bloomberg nor Barclays guarantees the timeliness, accurateness or completeness of any data or information relating to the Bloomberg Barclays U.S. High Yield Very Liquid Index, and neither shall be liable in any way to BlackRock, investors in iShares U.S. High Yield Fixed Income Index ETF (CAD-Hedged) or other third parties in respect of the use or accuracy of the Bloomberg Barclays U.S. High Yield Very Liquid Index or any data included therein.

"Global Realty Majors" and "Cohen & Steers Global Realty Majors Index" are trademarks of Cohen & Steers Capital Management, Inc. ("Cohen & Steers") and have been licensed for use by BlackRock Asset Management Canada Limited. The performance of the iShares Global Real Estate Index ETF is in no way guaranteed by Cohen & Steers, and past performance of any Cohen & Steers index upon which the iShares Global Real Estate Index ETF is based is not an indication of potential future performance. Cohen & Steers makes no representations or warranties regarding the advisability of investing in the iShares Global Real Estate Index ETF or any other product or fund. The iShares Global Real Estate Index ETF may not have any relation to, and should not be confused with, any other fund or product bearing Cohen & Steers name.

Russell 2000® Index is a trademark of Frank Russell Company, doing business as Russell Investment Group ("FRC") and has been licensed for use by BlackRock Institutional Trust Company, N.A. BlackRock Institutional Trust Company, N.A. has sublicensed the use of the trademark to BlackRock Asset Management Canada Limited which has further sublicensed such use to XSU. XSU is not sponsored, endorsed, sold or promoted by FRC and FRC makes no representation regarding the advisability of investing in XSU.

The iShares Fundamental Index Funds are not in any way sponsored, endorsed, sold or promoted by FTSE International Limited ("FTSE"), by the London Stock Exchange Group companies ("LSEG"), or by Research Affiliates LLC ("RA") (collectively the "Licensor Parties"), and none of the Licensor Parties make any warranty or representation whatsoever, expressly or impliedly, either as to the results to be obtained from the use of the FTSE RAFI Developed ex US 1000 Index, FTSE RAFI Japan Canadian Dollar Hedged Index, FTSE RAFI US 1000 C\$ Hedged Index, FTSE RAFI Canada Index, and FTSE RAFI Emerging Index (the "Indices") and/or the figure at which the said Indices stands at any particular time on any particular day or otherwise. The Indices are compiled and calculated by FTSE in conjunction with RA. None of the Licensor Parties shall be liable (whether in negligence or otherwise) to any person for any error in the Indices and none of the Licensor Parties shall be under any obligation to advise any person of any error therein.

FTSE® is a trade mark of LSEG. The trade names Fundamental Index® and RAFI® are registered trademarks of Research Affiliates, LLC.

"FTSE™" is a trademark jointly owned by the London Stock Exchange PLC and The Financial Times Limited. All marks are licensed for use by FTSE Index Limited ("FTSE"). The FTSE China 50 Index is calculated by or on behalf of FTSE. XCH is not sponsored, endorsed, sold or promoted by FTSE and it makes no representation, condition, warranty or recommendation regarding the advisability of investing in XCH.

XBB, XCB, XFR, XGB, XHB, XLB, XQB, XRB, XSB, XSH and XSQ are not in any way sponsored, endorsed, sold or promoted by FTSE TMX, FTSE, the London Stock Exchange Group companies (the "Exchange") or TSX INC. ("TSX" and together with FTSE TMX, FTSE and the Exchange, the "Licensor Parties"). The Licensor Parties make no warranty or representation whatsoever, expressly or impliedly, either as to the results to be obtained from the use of the FTSE TMX Canada Universe Bond Index, FTSE TMX Canada All Corporate Bond Index, FTSE TMX Canada FRN Index, FTSE TMX Canada All Government Bond Index, FTSE TMX Canada HYBRID Bond Index, FTSE TMX Canada Long Term Bond Index, FTSE TMX Canada Liquid Universe Capped Bond Index, FTSE TMX Canada Real Return Bond Index, FTSE TMX Canada Short Term Bond Index, FTSE TMX Canada Universe + Maple Short Term Corporate Bond Index and FTSE TMX Canada Liquid Short Term Capped Bond Index ("the Indices") and/or the figure at which the said Indices stands at any particular time on any particular day or otherwise. The Indices are compiled and calculated by FTSE TMX and all copyright in the Index values and constituent lists vests in FTSE TMX. The Licensor Parties shall not be liable (whether in negligence or otherwise) to any person for any error in the Index and the Licensor Parties shall not be under any obligation to advise any person of any error therein. "TMX" is a trade mark of TSX Inc. and is used under licence. "FTSE®" is a trade mark of the FTSE International Limited in Canada and is used by FTSE TMX under licence.

CBH, CBO, CLF, CLG and CVD are not in any way sponsored, endorsed, sold or promoted by FTSE TMX, FTSE, the London Stock Exchange Group companies (the "Exchange") or TSX INC. ("TSX" and together with FTSE TMX, FTSE and the Exchange, the "Licensor Parties"). The Licensor Parties make no warranty or representation whatsoever, expressly or impliedly, either as to the results to be obtained from the use of the FTSE TMX Canada 1-10 Year Laddered Corporate Bond Index, FTSE TMX Canada 1-5 Year Laddered Corporate Bond Index, FTSE TMX Canada 1-5 Year Laddered Government Bond Index, FTSE TMX Canada 1-10 Year Laddered Government Bond Index and FTSE TMX Canada Convertible Bond Index ("the Indices") and/or the figure at which the said Indices stands at any particular time on any particular day or otherwise. The Indices are compiled and calculated by FTSE TMX and all copyright in the Index values and constituent lists vests in FTSE TMX. The Licensor Parties shall not be liable (whether in negligence or otherwise) to any person for any error in the Index and the Licensor Parties shall not be under any obligation to advise any person of any error therein. "TMX" is a trade mark of TSX Inc. and is used under licence. "FTSE®" is a trade mark of the FTSE International Limited in Canada and is used by FTSE TMX under licence.

XID is not sponsored, endorsed, sold or promoted by India Index Services & Products Limited ("IISL"). IISL does not make any representation or warranty, express or implied, to the owners of XID or any member of the public regarding the advisability of investing in securities generally or in XID particularly or the ability of CNX Nifty index to track general stock market performance in India. IISL does not have any obligation to take the needs of the Blackrock Institutional Trust Company, N.A. or the owners of XID into consideration in determining, composing or calculating CNX Nifty index. IISL

is not responsible for or has not participated in the determination of the timing of, prices at, or quantities of XID to be issued or in the determination or calculation of the equation by which XID is to be converted into cash. IISL has no obligation or liability in connection with the administration, marketing or trading of XID. IISL does not guarantee the accuracy and/or the completeness of the CNX Nifty index or any data included therein and they shall have no liability for any errors, omissions, or interruptions therein. IISL makes no warranty, express or implied, as to results to be obtained by BlackRock Institutional Trust Company, N.A., owners of XID, or any other person or entity from the use of the CNX Nifty index or any data included therein. IISL makes no express or implied warranties, and expressly disclaim all warranties of merchantability or fitness for a particular purpose or use with respect to the CNX Nifty index or any data included therein. Without limiting any of the foregoing, IISL expressly disclaim any and all liability for any damages or losses arising out of or related to the Products, including any and all direct, special, punitive, indirect or consequential damages (including lost profits), even if notified of the possibility of such damages.

"Jantzi Social Index®" and "JSI®" are registered trademarks of Jantzi Research Inc. ("Jantzi"). XEN is permitted to use the Jantzi Social Index and JSI marks pursuant to a license agreement between Jantzi and BlackRock Asset Management Canada Limited, relating among other things, to the license granted to BlackRock Asset Management Canada Limited to use the Jantzi Social Index. XEN is not sponsored, endorsed, sold or promoted by Jantzi and Jantzi makes no representation, condition or warranty regarding the advisability of investing in XEN.

J.P. Morgan is a marketing name for JPMorgan Chase & Co., and its subsidiaries and affiliates worldwide. J.P. Morgan calculates and maintains the J.P. Morgan EMBI Global Core Hedged in CAD Index and the J.P. Morgan EMBI Global Core Unhedged in CAD Index ("J.P. Morgan Indexes"). BlackRock Institutional Trust Company, N.A. has been licensed to use the J.P. Morgan Indexes and certain trademarks pursuant to a license agreement between BlackRock Institutional Trust Company, N.A. and J.P. Morgan. BlackRock Institutional Trust Company, N.A. has sublicensed the use of the J.P. Morgan Indexes and certain trademarks to BlackRock Asset Management Canada Limited. XEB is not sponsored, endorsed, sold or promoted by J.P. Morgan. J.P. Morgan makes no representation or warranty, express or implied, to the owners of XEB or any member of the public regarding the advisability of investing in securities generally or in XEB particularly or the ability of the J.P. Morgan Indexes to track general stock market performance.

Manulife Asset Management Limited ("Licensor") makes no representation or warranty, express or implied, regarding the advisability of investing in securities generally or in the iShares Global Agriculture Index Fund and iShares Global Infrastructure Index Fund particularly or the ability of the Manulife Asset Management Global Agriculture Index and the Manulife Asset Management Global Infrastructure Index to track general market performance. Licensor's only relationship to BlackRock Asset Management Canada Limited is the licensing of the indexes which is determined, composed and calculated by Licensor without regard to BlackRock Asset Management Canada Limited or the iShares Global Agriculture Index Fund and iShares Global Infrastructure Index Fund. Licensor has no obligation to take the needs of BlackRock Asset Management Canada Limited or the owners of the iShares Global Agriculture Index ETF and iShares Global Infrastructure Index ETF into consideration in determining, composing or calculating the Index. Licensor shall not be liable to any person for any error in the Index nor shall it be under any obligation to advise any person of any error therein.

Markit® and "iBoxx®" are registered trademarks of Markit Group Limited and Markit Indices Limited (formerly named International Index Company Limited), respectively. XHY and XIG are permitted to use the applicable marks pursuant to a license agreement between Markit Indices Limited and BlackRock Institutional Trust Company, N.A., an affiliate of BlackRock Asset Management Canada Limited, which has sublicensed the use of those trademarks to BlackRock Asset Management Canada Limited. XHY and XIG are not sponsored, sold or promoted by Markit Indices Limited and it makes no representation, condition, warranty or recommendation regarding the advisability of investing in XHY and XIG.

"Morningstar®," "The Morningstar® Dividend Yield Focus IndexSM" and "The Morningstar® Dividend Yield Focus Index – CADSM" are trademarks and service marks of Morningstar, Inc. These marks, along with the two underlying indexes with which they are associated, have been licensed by BlackRock, Inc., for certain purposes. BlackRock, Inc. has sublicensed this use to BlackRock Asset Management Canada Limited for the purpose of its creating the two ETFs associated with the tickers, XHD and XHU, respectively. Neither XHD nor XHU is sponsored, endorsed, sold or promoted by Morningstar, Inc., and Morningstar, Inc. makes no representation regarding the advisability of investing in one or both of them.

MSCI and EAFE are trademarks of MSCI, Inc. ("MSCI"). XEC, XEF, XEH, XEM, XEU, XFC, XFI, XFF, XFS, XFA, XIN, XMI, XML, XMM, XMS, XMU, XMV, XMW, XMY, XWD, XAW, XFH, XDIV, XDU, XDUH, XDG and XDGH are permitted to use the MSCI mark and, as applicable, the EAFE mark pursuant to a license agreement between MSCI and BlackRock Institutional Trust Company, N.A., relating to, among other things, the license granted to BlackRock Institutional Trust Company, N.A. to use the indices. BlackRock Institutional Trust Company, N.A. has sublicensed the use of these trademarks to BlackRock Asset Management Canada Limited. XEC, XEF, XEH, XEM, XEU, XFC, XFI, XFF, XFS, XFA, XIN, XMI, XML, XMM, XMS, XMU, XMV, XMW, XMY, XWD, XAW, XFH, XDIV, XDU, XDUH, XDG and XDGH are not sponsored, endorsed, sold or promoted by MSCI and MSCI makes no representation, condition or warranty regarding the advisability of investing in XEC, XEF, XEH, XEM, XEU, XFC, XFI, XFF, XFS, XFA, XIN, XMI, XML, XMM, XMS, XMU, XMV, XMW, XMY, XWD, XAW, XFH, XDIV, XDU, XDUH, XDG and XDGH.

"NASDAQ®," "NASDAQ OMX®," "NASDAQ-100®," "NASDAQ-100 Currency Hedged CAD IndexSM" are trademarks of The NASDAQ OMX Group, Inc. (which with its affiliates is referred to as "NASDAQ OMX") and have been licensed for use by BlackRock Institutional Trust Company, N.A. BlackRock Institutional Trust Company, N.A. has sublicensed the use of the trademark to BlackRock Asset Management Canada Limited. XQQ has not been passed on by NASDAQ OMX as to its legality or suitability. XQQ is not sponsored, endorsed, sold or promoted by NASDAQ OMX. NASDAQ OMX MAKES NO WARRANTIES AND BEARS NO LIABILITY WITH RESPECT TO XQQ.

Standard & Poor's® and S&P® are registered trademarks of Standard & Poor's Financial Services LLC ("S&P"). Dow Jones is a registered trademark of Dow Jones Trademark Holdings LLC ("Dow Jones"). TSX is a registered trademark of TSX Inc. ("TSX"). All of the foregoing trademarks have been licensed to S&P Dow Jones Indices LLC and sublicensed for certain purposes to BlackRock Institutional Trust Company, N.A. ("BTC"), which in turn has sub-licensed these marks to its affiliate, BlackRock Asset Management Canada Limited ("BlackRock Canada"), on behalf of the applicable fund(s). The index is a product of S&P Dow Jones Indices LLC, and has been licensed for use by BTC and by extension, BlackRock Canada and the applicable fund(s). The funds

are not sponsored, endorsed, sold or promoted by S&P Dow Jones Indices LLC, Dow Jones, S&P, any of their respective affiliates (collectively known as "S&P Dow Jones Indices") or TSX, or any of their respective affiliates. Neither S&P Dow Jones Indices nor TSX make any representations regarding the advisability of investing in such funds.

iShares Balanced Income CorePortfolio™ Index ETF and iShares Balanced Growth CorePortfolio™ Index ETF are not sponsored, endorsed, sold or promoted by Sabrient Systems, LLC ("Licensor"). Licensor makes no representation or warranty, express or implied, regarding the advisability of investing in securities generally or in the iShares Balanced Income CorePortfolio™ Index ETF and iShares Balanced Growth CorePortfolio™ Index ETF particularly or the ability of the Sabrient Global Balanced Income Index and Sabrient Global Balanced Growth Index to track general market performance. Licensor's only relationship to the Licensee is the licensing of the indexes which is determined, composed and calculated by Licensor without regard to the Licensee or the iShares Balanced Income CorePortfolio™ Index ETF and iShares Balanced Growth CorePortfolio™ Index ETF. Licensor has no obligation to take the needs of the Licensee or the owners of the iShares Balanced Income CorePortfolio™ Index ETF and iShares Balanced Growth CorePortfolio™ Index ETF into consideration in determining, composing or calculating the indexes. Licensor shall not be liable to any person for any error in the Index nor shall it be under any obligation to advise any person of any error therein.

iShares Gold Bullion ETF is based in whole, or in part, on the LBMA Gold Price PM owned by Precious Metals Prices Limited, sourced by and licensed to ICE Benchmark Administration as the administrator, operator and publication agent of the LBMA Gold Price, and is used by BlackRock Asset Management Canada Limited with permission under sublicense by ICE.

iShares Silver Bullion ETF is based in whole, or in part, on the LBMA Silver Price PM owned by Precious Metals Prices Limited, sourced by and licensed to ICE Benchmark Administration as the administrator, operator and publication agent of the LBMA Silver Price, and is used by BlackRock Asset Management Canada Limited with permission under sublicense by ICE.

© 2018 BlackRock Asset Management Canada Limited. All rights reserved. **iSHARES** and **BLACKROCK** are registered trademarks of BlackRock, Inc., or its subsidiaries in the United States and elsewhere. Used with permission. Dynamic Funds is a registered trademark of its owner, used under license and a division of 1832 Asset Management L.P. Used with permission. All other trademarks service marks or registered trademarks are the property of their respective owners. 003-11/18

Please call or go online for more information.



1-866-iSHARES (1-866-474-2737)



ishares.ca

BLACKROCK®