

Performance, Portfolio Breakdowns and Net Assets information as at: 30-Apr-2026.

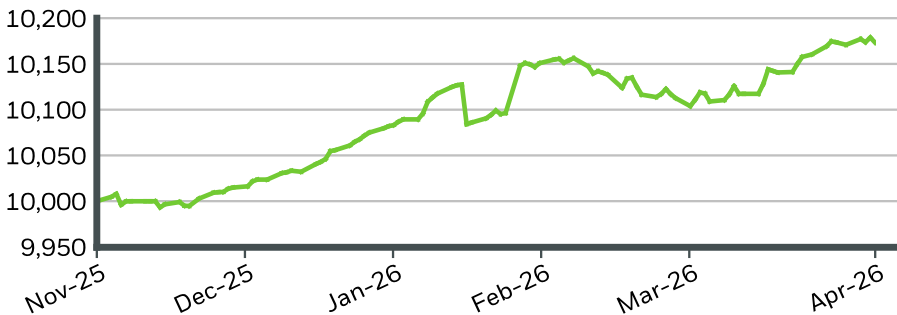
INVESTMENT OBJECTIVE

The Fund aims to provide investors with monthly income generally sourced from higher yielding Australian fixed income securities. The Fund also aims to outperform the RBA Official Cash Rate, after fees and expenses, over the medium term.

WHY ICME ?

- Income-Focused** – Designed to provide investors with regular income and capital preservation which is sourced from Australian fixed income securities
- Multi sector** – The fund can invest across various Australian fixed income sectors, including a range of corporates like subordinated debt, securitised assets and hybrids
- Research-based decisions** – uses bottom-up research to find reliable, high-yield securities, drawing on Blackrock’s global active fixed income expertise

GROWTH OF 10,000 AUD SINCE INCEPTION



Unit Class ■

The chart reflects the performance of a hypothetical investment in the fund of \$AUD10,000 over a specified period in time (M/YY). The performance of the hypothetical investment is based on the actual past performance of the fund over the specified period.

CUMULATIVE AND ANNUALISED PERFORMANCE

| | Cumulative | | | | | Annualised | | |
|-------------------|------------|------|----|------|----|------------|----|------|
| | 1m | 3m | 6m | YTD | 1y | 3y | 5y | S.I. |
| Unit Class | 0.56 | 0.55 | - | 1.39 | - | - | - | - |
| Benchmark | 0.33 | 0.94 | - | 1.26 | - | - | - | - |

CALENDAR YEAR PERFORMANCE

| | 2021 | 2022 | 2023 | 2024 | 2025 |
|-------------------|------|------|------|------|------|
| Unit Class | - | - | - | - | - |
| Benchmark | - | - | - | - | - |

Past performance is not a reliable indicator of future performance. Performance figures are calculated net of management fees and expenses and assume reinvestment of distributions. Index performance returns do not reflect any management fees, transaction costs or expenses. Indexes are unmanaged and one cannot invest directly in an index.

The RBA Cash Rate is being used for comparative purposes only. The underlying assets of the ETF are of a higher risk profile than cash assets. When comparing performance of the ETF against the RBA Cash Rate, investors should take this into account.

FUND DETAILS

Asset Class : Fixed Income
Benchmark : Australia RBA Cash Target Rate
Fund Inception Date : 19-Nov-2025
Share Class Currency : AUD
Distribution Frequency : Monthly
Fund Size (mil) : 95.53 AUD
Domicile : Australia
ISIN : AU0000430837
SEDOL : BVSX052
Shares Outstanding : 958,012

FEES AND CHARGES

Annual Management Fee : 0.29%

PORTFOLIO CHARACTERISTICS

Average Weighted Maturity : 4.17 yrs
Weighted Avg YTM : 6.70%
Effective Duration : 0.91 yrs
12m Trailing Yield : 2.01%
Number of Holdings : 58

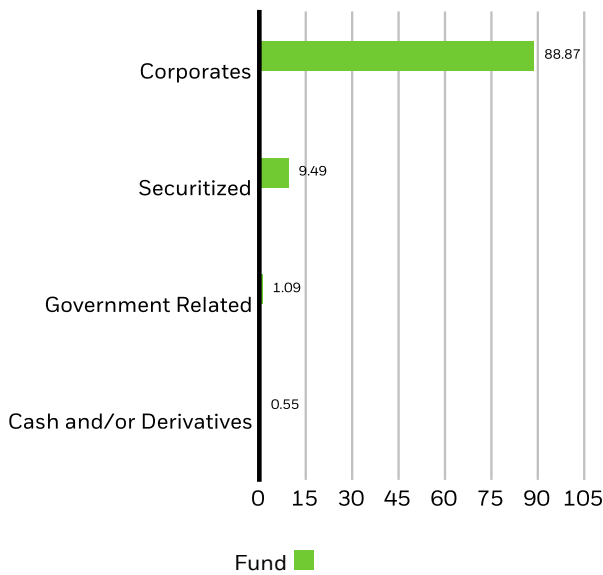
TOP ISSUERS

| | |
|--|-------|
| INSURANCE AUSTRALIA GROUP LTD | 6.81% |
| HSBC HOLDINGS PLC | 6.21% |
| QBE INSURANCE GROUP LTD | 5.94% |
| COMMONWEALTH BANK OF AUSTRALIA | 5.36% |
| BNP PARIBAS SA | 5.06% |
| SCENTRE GROUP TRUST 1 | 4.96% |
| BANCO SANTANDER SA | 4.51% |
| CREDIT AGRICOLE SA | 4.42% |
| NATIONAL AUSTRALIA BANK LTD | 4.34% |
| AUSTRALIA PACIFIC AIRPORTS (MELBOURNE) PTY LTD | 3.96% |

Total of Portfolio **51.57%**

*Refer to disclaimer below for more information.

SECTOR BREAKDOWN (%)

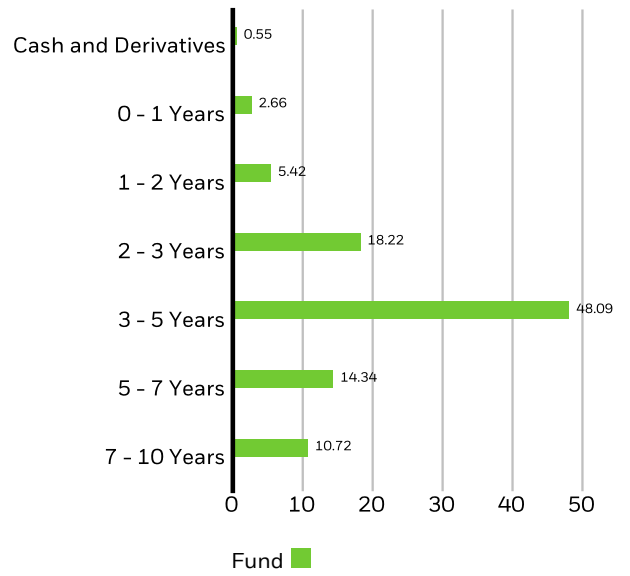


Allocation breakdowns shown above are subject to change. Total allocation percentages may not equal 100% due to rounding or omission of holdings of less than 1%. **Source:** BlackRock

TRADING INFORMATION

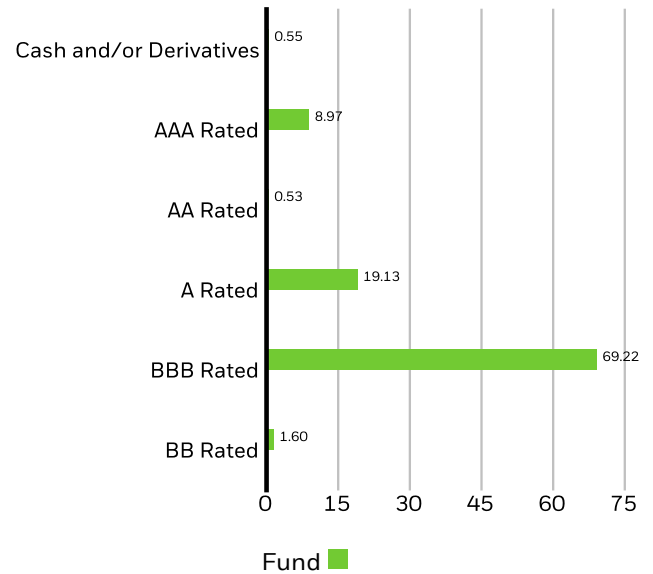
| | |
|------------------|-------------------|
| Exchange | ASX - All Markets |
| Ticker | ICME |
| IRESS Ticker | ICME.AXW |
| Bloomberg Ticker | ICME |
| Listing Currency | AUD |

MATURITY BREAKDOWN (%)



Allocations are subject to change. Total allocation percentages may not equal 100% due to rounding or omission of holdings of less than 1%. **Source:** BlackRock

CREDIT RATINGS (%)



Credit ratings on the fund's holdings are received from S&P, Moody's and Fitch and the median rating is converted to the equivalent S&P category. Unrated securities are not necessarily of lower quality.

Contact Us

For AU: 1300 474 273 • www.blackrock.com/au/iShares • clientservices.aus@blackrock.com

GLOSSARY

Effective Duration: Effective duration is a measure of a fund's interest-rate sensitivity. Put simply, the longer a fund's duration, the more sensitive the fund is to shifts in interest rates. So a fund with a duration of 10 years is twice as volatile as a fund with a five-year duration.

Yield to Maturity: Yield to Maturity (YTM) is the discount rate that equates the present value of bond's cash flows with its market price (including accrued interest). The fund YTM is the weighted average of fund's individual bond holding YTMs based upon Net Asset Value ('NAV'). The measure does not include fees and expenses. For callable bonds, YTM is the Yield-to-Worst.

IMPORTANT INFORMATION:

Unless otherwise specified, all information as of 06-May-2026.

Performance data

Performance figures represent past performance and are not indicative of future performance. Current performance may be higher or lower than that shown. Net performance figures are calculated after fund management fees and expenses, and assume reinvestment of distributions. Unless otherwise stated, net performance for iShares ETFs is calculated on a NAV price basis, while net performance for all other funds is calculated on an exit-to-exit price basis. Gross performance figures are calculated gross of ongoing fees and expenses. Unless otherwise stated, performance for periods greater than one year is annualised and performance calculated to the last business day of the month.

HOLDING DATA

Holdings displayed are at the point in time shown and are subject to change.

Holdings may include unsettled trades. For funds that invest substantially in an underlying fund, the direct holdings of that underlying fund are displayed. The base currency of the underlying fund is a foreign currency that has been converted into Australian Dollars for illustrative purposes only.

Notional value represents the market value of the securities held by the fund at the given date. The notional value of a futures contract is the face value of these futures contract as at the given date.

Total allocation percentages may not equal 100% due to rounding or omissions of holdings of less than 1%. Information on certain fund holdings of less than 1% may not be widely available and may not be included in the table of holdings shown.

Holdings data is for the purpose of explaining investment strategy and should not be construed as investment advice or a recommendation to invest in those companies, issuers or funds.

IMPORTANT INFORMATION

iShares ETFs cover a broad range of asset classes, risk profiles and investment outcomes. To understand the appropriateness of these Funds for your investment objective, please visit our product webpages.

Issued by BlackRock Investment Management (Australia) Limited ABN 13 006 165 975, AFSL 230 523 (BIMAL).

This material provides general advice only and does not take into account your individual objectives, financial situation, needs or circumstances. Before making any investment decision, you should assess whether the material is appropriate for you and obtain financial advice tailored to you having regard to your individual objectives, financial situation, needs and circumstances. Refer to BIMAL's Financial Services Guide on its website for more information. This material is not a financial product recommendation or an offer or solicitation with respect to the purchase or sale of any financial product in any jurisdiction.

Information provided is for illustrative and informational purposes and is subject to change. It has not been approved by any regulator.

This material is not intended for distribution to, or use by, any person or entity in any jurisdiction or country where such distribution or use would be contrary to local law or regulation. BIMAL is a part of the global BlackRock Group which comprises of financial product issuers and investment managers around the world. BIMAL is the issuer of financial products and acts as an investment manager in Australia.

For BIMAL Schemes: BIMAL is the responsible entity and issuer of units in the Australian domiciled managed investment schemes referred to in this material, including the Australian domiciled iShares ETFs. Any potential investor should consider the latest product disclosure statement (PDS) before deciding whether to acquire, or continue to hold, an investment in any BlackRock fund. BlackRock has also issued a target market determination (TMD) that describes the class of consumers that comprises the target market for each BlackRock fund and matters relevant to their distribution and review. The PDS and the TMD can be obtained by contacting the BIMAL Client Services Centre on 1300 366 100. In some instances the PDS and the TMD are also available on the BIMAL website at www.blackrock.com/au. An iShares ETF is not sponsored, endorsed, issued, sold or promoted by the provider of the index which a particular iShares ETF seeks to track. No index provider makes any representation regarding the advisability of investing in the iShares ETFs. Further information on the index providers can be found in the BIMAL website terms and conditions at www.blackrock.com/au.

BIMAL, its officers, employees and agents believe that the information in this material and the sources on which it is based (which may be sourced from third parties) are correct as at the date of publication. While every care has been taken in the preparation of this material, no warranty of accuracy or reliability is given and no responsibility for the information is accepted by BIMAL, its officers, employees or agents. Except where contrary to law, BIMAL excludes all liability for this information.

Any investment is subject to investment risk, including delays on the payment of withdrawal proceeds and the loss of income or the principal invested. While any forecasts, estimates and opinions in this material are made on a reasonable basis, actual future results and operations may differ materially from the forecasts, estimates and opinions set out in this material. No guarantee as to the repayment of capital or the performance of any product or rate of return referred to in this material is made by BIMAL or any entity in the BlackRock group of companies.

No part of this material may be reproduced or distributed in any manner without the prior written permission of BIMAL.

© 2026 BlackRock, Inc. or its affiliates. All Rights reserved. BLACKROCK, BLACKROCK SOLUTIONS, ALADDIN, iSHARES and the stylised i logo are registered and unregistered trademarks of BlackRock, Inc. or its affiliates. All other trademarks are those of their respective owners.

Contact Us

For AU: 1300 474 273 • www.blackrock.com/au/iShares • clientservices.aus@blackrock.com