

Performance, Portfolio Breakdowns and Net Assets information as at: 30-Apr-2026.

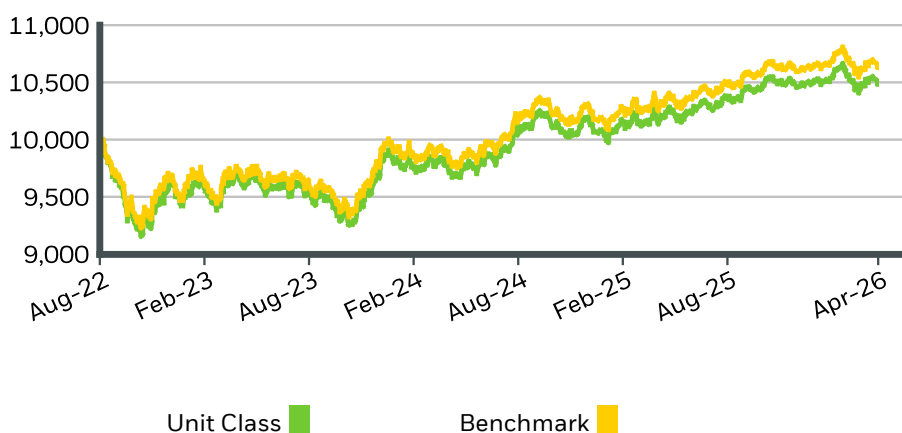
INVESTMENT OBJECTIVE

The Fund aims to provide investors with the performance of the Bloomberg MSCI Global Aggregate and Green Bond ESG SRI Index (Hedged to AUD), before fees and expenses. The index is designed to measure the AUD hedged performance of global investment grade ESG (environmental, social and governance) screened bonds.

WHY AESG ?

1. Simple, low-cost exposure to government, government-related, corporate, securitised & green bonds across global markets and sectors
2. ESG screened index to avoid corporate bond issuers engaged in serious ESG controversies and select activities based on revenue thresholds*
3. Gain international exposure while seeking to minimise the impact of Australian dollar volatility on your returns

GROWTH OF 10,000 AUD SINCE INCEPTION



The chart reflects the performance of a hypothetical investment in the fund of \$AUD10,000 over a specified period in time (M/YY). The performance of the hypothetical investment is based on the actual past performance of the fund over the specified period.

CUMULATIVE AND ANNUALISED PERFORMANCE

	Cumulative					Annualised		
	1m	3m	6m	YTD	1y	3y	5y	S.I.
Unit Class	0.34	-0.19	-0.13	-0.01	2.11	2.79	-	1.32
Benchmark	0.34	-0.16	-0.01	0.06	2.29	3.00	-	1.69

CALENDAR YEAR PERFORMANCE

	2021	2022	2023	2024	2025
Unit Class	-	-	4.90	2.01	4.17
Benchmark	-	-	5.36	2.16	4.36

Past performance is not a reliable indicator of future performance. Performance figures are calculated net of management fees and expenses and assume reinvestment of distributions. Index performance returns do not reflect any management fees, transaction costs or expenses. Indexes are unmanaged and one cannot invest directly in an index.

FUND DETAILS

Asset Class : Fixed Income

Benchmark : Bloomberg MSCI Global Aggregate and Green Bond ESG SRI AUD Hedged Index (AUD)

Fund Inception Date : 09-Aug-2022

Share Class Currency : AUD

Distribution Frequency : Tri-Annually

Fund Size (mil) : 344.00 AUD

Domicile : Australia

ISIN : AU0000227589

SEDOL : BKPFSSFO

Shares Outstanding : 3,575,116

FEES AND CHARGES

Annual Management Fee : 0.19%

PORTFOLIO CHARACTERISTICS

Average Weighted Maturity : 7.76 yrs

Weighted Avg YTM : 3.70%

Effective Duration : 5.90 yrs

Standard Deviation (3y) : 4.03%

3y Beta : 0.99

12m Trailing Yield : 3.26%

Number of Holdings : 1

iShares Global Aggregate Bond ESG (AUD Hedged) ETF

TOP ISSUERS

UNITED STATES TREASURY	18.75%
CHINA PEOPLES REPUBLIC OF (GOVERNMENT)	9.62%
JAPAN (GOVERNMENT OF)	7.35%
FEDERAL NATIONAL MORTGAGE ASSOCIATION	4.34%
UK CONV GILT	2.81%
FRANCE (REPUBLIC OF)	2.31%
ITALY (REPUBLIC OF)	2.28%
GOVERNMENT NATIONAL MORTGAGE ASSOCIATION II	2.00%
GERMANY (FEDERAL REPUBLIC OF)	1.53%
FEDERAL HOME LOAN MORTGAGE CORPORATION	1.48%
Total of Portfolio	52.47%

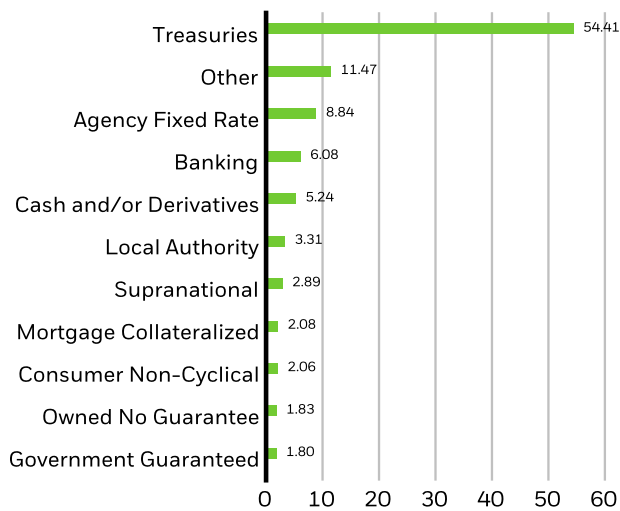
*Refer to disclaimer below for more information.

TOP UNDERLYING HOLDINGS (%)

BLK ICS USD LEAF AGENCY DIST	1.80%
CHINA PEOPLES REPUBLIC OF (GOVERNMENT)	1.10%
CHINA PEOPLES REPUBLIC OF (GOVERNMENT)	1.03%
EUR CASH	0.94%
FNMA 30YR UMBS SUPER	0.71%
AUD CASH	0.57%
CHINA PEOPLES REPUBLIC OF (GOVERNMENT)	0.49%
CHINA PEOPLES REPUBLIC OF (GOVERNMENT)	0.49%
CHINA PEOPLES REPUBLIC OF (GOVERNMENT)	0.47%
CHINA PEOPLES REPUBLIC OF (GOVERNMENT)	0.47%
Total of Portfolio	8.07%

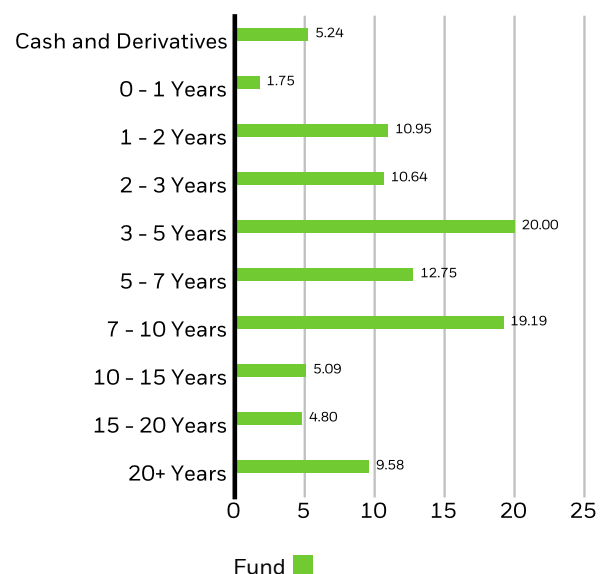
*Refer to disclaimer below for more information.

SECTOR BREAKDOWN (%)



Allocation breakdowns shown above are subject to change. Total allocation percentages may not equal 100% due to rounding or omission of holdings of less than 1%. **Source:** BlackRock

MATURITY BREAKDOWN (%)



Allocations are subject to change. Total allocation percentages may not equal 100% due to rounding or omission of holdings of less than 1%. **Source:** BlackRock

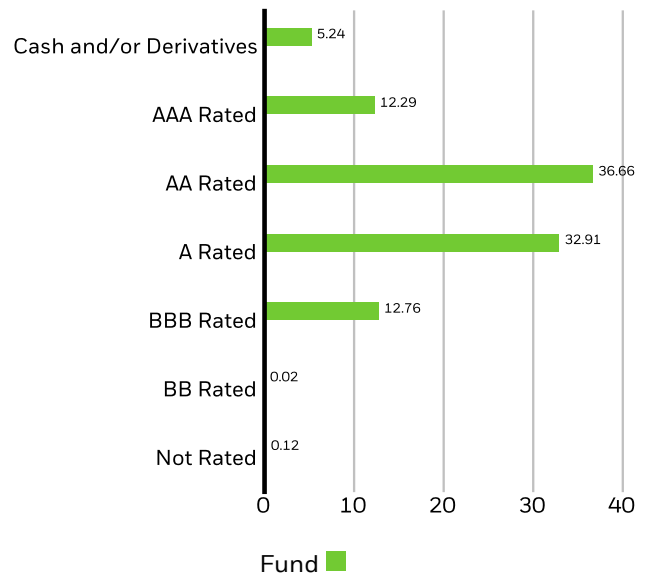
TRADING INFORMATION

Exchange	ASX - All Markets
Ticker	AESG
IRESS Ticker	AESG.AXW
Bloomberg Ticker	AESG
Listing Currency	AUD

Contact Us

For AU: 1300 474 273 • www.blackrock.com/au/iShares • clientservices.aus@blackrock.com

CREDIT RATINGS (%)



Credit ratings on the fund's holdings are received from S&P, Moody's and Fitch and the median rating is converted to the equivalent S&P category. Unrated securities are not necessarily of lower quality.

Contact Us

For AU: 1300 474 273 • www.blackrock.com/au/iShares • clientservices.aus@blackrock.com

iShares Global Aggregate Bond ESG (AUD Hedged) ETF



SUSTAINABILITY CHARACTERISTICS

Sustainability Characteristics provide investors with specific non-traditional metrics. Alongside other metrics and information, these enable investors to evaluate funds on certain environmental, social and governance characteristics. Sustainability Characteristics do not provide an indication of current or future performance nor do they represent the potential risk and reward profile of a fund. They are provided for transparency and for information purposes only. Sustainability Characteristics should not be considered solely or in isolation, but instead are one type of information that investors may wish to consider when assessing a fund.

The metrics are not indicative of how or whether ESG factors will be integrated into a fund. **Unless otherwise stated in fund documentation and included within a fund's investment objective, the metrics do not change a fund's investment objective or constrain the fund's investable universe, and there is no indication that an ESG or Impact focused investment strategy or exclusionary screens will be adopted by a fund.** For more information regarding a fund's investment strategy, please see the fund's prospectus.

MSCI ESG Fund Rating (AAA-CCC)	A	MSCI ESG % Coverage	88.00%
MSCI ESG Quality Score (0-10)	6.29	MSCI ESG Quality Score - Peer Percentile	-
Fund Lipper Global Classification	Bond Global AUD	Funds in Peer Group	23
MSCI Weighted Average Carbon Intensity (Tons CO2E/\$M SALES)	78.61	MSCI Weighted Average Carbon Intensity % Coverage	26.55%

All data is from MSCI ESG Fund Ratings as of **17-Apr-2026**, based on holdings as of **31-Mar-2026**. As such, the fund's sustainable characteristics may differ from MSCI ESG Fund Ratings from time to time.

To be included in MSCI ESG Fund Ratings, 65% (or 50% for bond funds and money market funds) of the fund's gross weight must come from securities with ESG coverage by MSCI ESG Research (certain cash positions and other asset types deemed not relevant for ESG analysis by MSCI are removed prior to calculating a fund's gross weight; the absolute values of short positions are included but treated as uncovered), the fund's holdings date must be less than one year old, and the fund must have at least ten securities.

IMPORTANT INFORMATION:

Certain information contained herein (the "Information") has been provided by MSCI ESG Research LLC, a RIA under the Investment Advisers Act of 1940, and may include data from its affiliates (including MSCI Inc. and its subsidiaries ("MSCI")), or third party suppliers (each an "Information Provider"), and it may not be reproduced or disseminated in whole or in part without prior written permission. The Information has not been submitted to, nor received approval from, the US SEC or any other regulatory body. The Information may not be used to create any derivative works, or in connection with, nor does it constitute, an offer to buy or sell, or a promotion or recommendation of, any security, financial instrument or product or trading strategy, nor should it be taken as an indication or guarantee of any future performance, analysis, forecast or prediction. Some funds may be based on or linked to MSCI indexes, and MSCI may be compensated based on the fund's assets under management or other measures. MSCI has established an information barrier between equity index research and certain Information. None of the Information in and of itself can be used to determine which securities to buy or sell or when to buy or sell them. The Information is provided "as is" and the user of the Information assumes the entire risk of any use it may make or permit to be made of the Information. Neither MSCI ESG Research nor any Information Party makes any representations or express or implied warranties (which are expressly disclaimed), nor shall they incur liability for any errors or omissions in the Information, or for any damages related thereto. The foregoing shall not exclude or limit any liability that may not by applicable law be excluded or limited.

Contact Us

For AU: 1300 474 273 • www.blackrock.com/au/iShares • clientservices.aus@blackrock.com

iShares Global Aggregate Bond ESG (AUD Hedged) ETF

GLOSSARY

MSCI ESG Fund Rating (AAA-CCC): The MSCI ESG Rating is calculated as a direct mapping of ESG Quality Scores to letter rating categories (e.g. AAA = 8.6-10). The ESG Ratings range from leader (AAA, AA), average (A, BBB, BB) to laggard (B, CCC).

MSCI ESG Quality Score (0-10): The MSCI ESG Quality Score (0 - 10) for funds is calculated using the weighted average of the ESG scores of fund holdings. The Score also considers ESG Rating trend of holdings and the fund exposure to holdings in the laggard category. MSCI rates underlying holdings according to their exposure to industry specific ESG risks and their ability to manage those risks relative to peers.

Fund Lipper Global Classification: The fund peer group as defined by the Lipper Global Classification.

MSCI Weighted Average Carbon Intensity (Tons CO2E/\$M SALES): Measures a fund's exposure to carbon intensive companies. This figure represents the estimated greenhouse gas emissions per \$1 million in sales across the fund's holdings. This allows for comparisons between funds of different sizes.

Effective Duration: Effective duration is a measure of a fund's interest-rate sensitivity. Put simply, the longer a fund's duration, the more sensitive the fund is to shifts in interest rates. So a fund with a duration of 10 years is twice as volatile as a fund with a five-year duration.

MSCI ESG % Coverage: Percentage of the fund's holdings for which the MSCI ESG ratings data is available. The MSCI ESG Fund Rating, MSCI ESG Quality Score, and MSCI ESG Quality Score - Peer Percentile metrics are displayed for funds with at least 65% coverage.

MSCI ESG Quality Score - Peer Percentile: The fund's ESG Percentile compared to its Lipper peer group.

Funds in Peer Group: The number of funds from the relevant Lipper Global Classification peer group that are also in ESG coverage.

MSCI Weighted Average Carbon Intensity % Coverage: Percentage of the fund's holdings for which MSCI Carbon Intensity data is available. The MSCI Weighted Average Carbon Intensity metric is displayed for funds with any coverage. Funds with low coverage may not fully represent the fund's carbon characteristics given the lack of coverage.

Yield to Maturity: Yield to Maturity (YTM) is the discount rate that equates the present value of bond's cash flows with its market price (including accrued interest). The fund YTM is the weighted average of fund's individual bond holding YTM's based upon Net Asset Value ('NAV'). The measure does not include fees and expenses. For callable bonds, YTM is the Yield-to-Worst.

IMPORTANT INFORMATION:

Unless otherwise specified, all information as of 06-May-2026.

Performance data

Performance figures represent past performance and are not indicative of future performance. Current performance may be higher or lower than that shown. Net performance figures are calculated after fund management fees and expenses, and assume reinvestment of distributions. Unless otherwise stated, net performance for iShares ETFs is calculated on a NAV price basis, while net performance for all other funds is calculated on an exit-to-exit price basis. Gross performance figures are calculated gross of ongoing fees and expenses. Unless otherwise stated, performance for periods greater than one year is annualised and performance calculated to the last business day of the month.

HOLDING DATA

Holdings displayed are at the point in time shown and are subject to change.

Holdings may include unsettled trades. For funds that invest substantially in an underlying fund, the direct holdings of that underlying fund are displayed. The base currency of the underlying fund is a foreign currency that has been converted into Australian Dollars for illustrative purposes only.

Notional value represents the market value of the securities held by the fund at the given date. The notional value of a futures contract is the face value of these futures contract as at the given date.

Total allocation percentages may not equal 100% due to rounding or omissions of holdings of less than 1%. Information on certain fund holdings of less than 1% may not be widely available and may not be included in the table of holdings shown.

Holdings data is for the purpose of explaining investment strategy and should not be construed as investment advice or a recommendation to invest in those companies, issuers or funds.

IMPORTANT INFORMATION

iShares ETFs cover a broad range of asset classes, risk profiles and investment outcomes. To understand the appropriateness of these Funds for your investment objective, please visit our product webpages.

Issued by BlackRock Investment Management (Australia) Limited ABN 13 006 165 975, AFSL 230 523 (BIMAL).

This material provides general advice only and does not take into account your individual objectives, financial situation, needs or circumstances. Before making any investment decision, you should assess whether the material is appropriate for you and obtain financial advice tailored to you having regard to your individual objectives, financial situation, needs and circumstances. Refer to BIMAL's Financial Services Guide on its website for more information. This material is not a financial product recommendation or an offer or solicitation with respect to the purchase or sale of any financial product in any jurisdiction.

Information provided is for illustrative and informational purposes and is subject to change. It has not been approved by any regulator.

This material is not intended for distribution to, or use by, any person or entity in any jurisdiction or country where such distribution or use would be contrary to local law or regulation. BIMAL is a part of the global BlackRock Group which comprises of financial product issuers and investment managers around the world. BIMAL is the issuer of financial products and acts as an investment manager in Australia.

For BIMAL Schemes: BIMAL is the responsible entity and issuer of units in the Australian domiciled managed investment schemes referred to in this material, including the Australian domiciled iShares ETFs. Any potential investor should consider the latest product disclosure statement (PDS) before deciding whether to acquire, or continue to hold, an investment in any BlackRock fund. BlackRock has also issued a target market determination (TMD) that describes the class of consumers that comprises the target market for each BlackRock fund and matters relevant to their distribution and review. The PDS and the TMD can be obtained by contacting the BIMAL Client Services Centre on 1300 366 100. In some instances the PDS and the TMD are also available on the BIMAL website at www.blackrock.com/au. An iShares ETF is not sponsored, endorsed, issued, sold or promoted by the provider of the index which a particular iShares ETF seeks to track. No index provider makes any representation regarding the advisability of investing in the iShares ETFs. Further information on the index providers can be found in the BIMAL website terms and conditions at www.blackrock.com/au.

Contact Us

For AU: 1300 474 273 • www.blackrock.com/au/iShares • clientservices.aus@blackrock.com

IMPORTANT INFORMATION:

BIMAL, its officers, employees and agents believe that the information in this material and the sources on which it is based (which may be sourced from third parties) are correct as at the date of publication. While every care has been taken in the preparation of this material, no warranty of accuracy or reliability is given and no responsibility for the information is accepted by BIMAL, its officers, employees or agents. Except where contrary to law, BIMAL excludes all liability for this information.

Any investment is subject to investment risk, including delays on the payment of withdrawal proceeds and the loss of income or the principal invested. While any forecasts, estimates and opinions in this material are made on a reasonable basis, actual future results and operations may differ materially from the forecasts, estimates and opinions set out in this material. No guarantee as to the repayment of capital or the performance of any product or rate of return referred to in this material is made by BIMAL or any entity in the BlackRock group of companies.

No part of this material may be reproduced or distributed in any manner without the prior written permission of BIMAL.

*See <https://www.blackrock.com/au/individual/literature/continuous-disclosure-and-important-information/additional-esg-overview-may-2023-eu-au.pdf> for an ESG overview of the screens applied by the index provider. The overview is a summarised version of the actual exclusions applied. Please contact us for further details.

© 2026 BlackRock, Inc. or its affiliates. All Rights reserved. BLACKROCK, BLACKROCK SOLUTIONS, ALADDIN, iSHARES and the stylised i logo are registered and unregistered trademarks of BlackRock, Inc. or its affiliates. All other trademarks are those of their respective owners.

Contact Us

For AU: 1300 474 273 • www.blackrock.com/au/iShares • clientservices.aus@blackrock.com