

# INVEST IN THE GLOBAL ECONOMY

## iShares Global 100 ETF

### Fund description

iShares Global 100 ETF (ASX:100) provides targeted exposure to the 100 largest global securities in developed and emerging markets.

This product is likely to be appropriate for a consumer seeking capital growth with a medium to high risk/return profile. This product is unlikely to be appropriate for a consumer with a short investment timeframe.

### A consistent top quartile performer<sup>1</sup>



#### Perform on a budget

Consistent monthly top quartile performer with fees **0.11%** below the Morningstar's Equity World Fund category average (index and active funds).<sup>2</sup>



#### Diversify your exposures

Access to sectors such as technology and consumer discretionary (industries such as retail, automobiles and hospitality) which go beyond traditional sectors that dominate the Aussie market.<sup>3</sup>



#### Be one with the mega-forces

Invest in mega-cap tech names driving digital disruption and harnessing the power of Artificial Intelligence.<sup>4</sup>

- 1 Top quartile performance on a monthly basis for the past 5 years as of 30 June 2023. Source: MPI, Morningstar.
- 2 Source: MPI, Morningstar, 5 year monthly performance as of 30 June 2023. Lonsec Research, iRate, as at 17/07/2023. Funds included in comparison include Australian domicile indexed and active funds in Lonsec's Global-Equities – Global Large Cap category. Figure is a weighted average of the management fee in the category as reported in iRate.
- 3 See chart on next page on sector breakdown of S&P/ASX 200 and S&P Global 100. Source: S&P Global, 30 June 2023.
- 4 Read more on harnessing mega forces with [BlackRock Investment Institute's 2023 midyear outlook](#).

### Fund details

Ticker	100
Currency	AUD
Exchange	ASX
Distribution frequency	Semi-Annual
Inception date	10-Oct-2007
Asset class	Equity
Benchmark	S&P Global 100 Index
Management fee	0.40%
Fund data	<a href="#">Fact sheet and data</a>

### Fund features

**1**

**Daily liquidity:** Just like individual shares, 100 can be bought and sold on exchange

**2**



**Transparency:** Daily transparency of the portfolio holdings, performance and characteristics

**3**

**Cost-effective:** An annual management fee of just 0.40%

**AUD Hedged ETF available:** Express your views on currency movements [through IHOO](#).

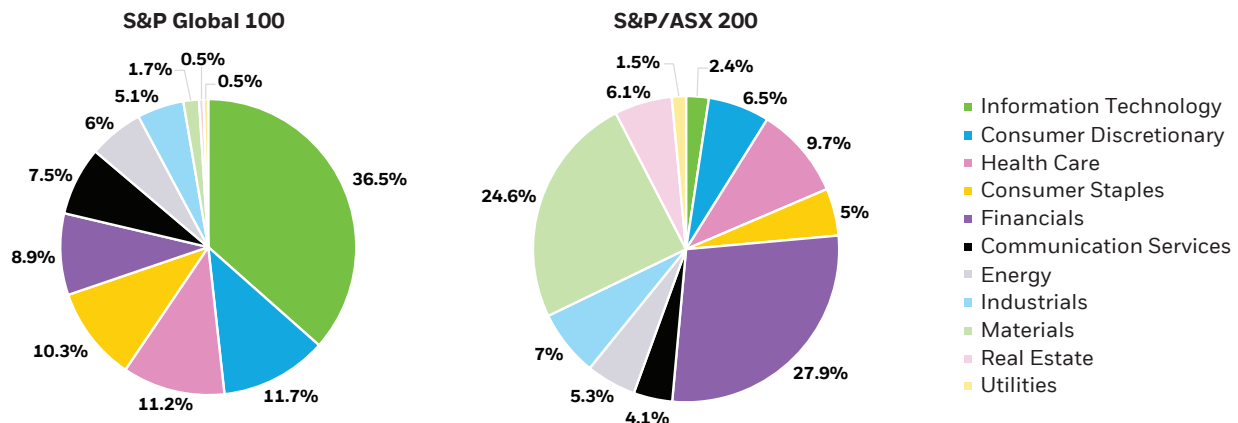
# S&P GLOBAL 100 INDEX AT A GLANCE

 <p><b>100</b> COMPANIES</p>	<p><b>FLOAT-ADJUSTED</b> <b>MARKET CAP</b> <b>WEIGHTED</b></p>	<p><b>A\$31.7</b> <b>TRILLION IN MARKET</b> <b>CAPITALISATION*</b></p>
 <p><b>11</b> SECTORS</p>	<p><b>15.06%</b> <b>ANNUALISED TOTAL</b> <b>RETURN**</b></p>	<p><b>&gt;30%</b> <b>OF COMPANIES' REVENUES</b> <b>MUST BE GENERATED OUTSIDE</b> <b>OF ITS DOMICILE</b></p>

\* Bloomberg as at 30 June 2023.

\*\* BlackRock 5 year annualised returns as at 30 June 2023.

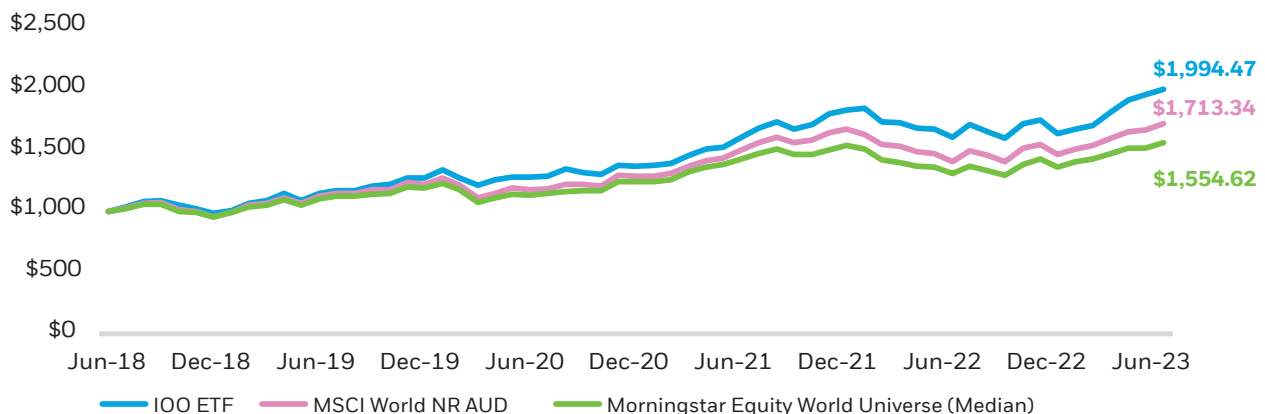
## Achieve greater sector diversification with S&P Global 100



Based on GIC® sectors. Total allocation percentages may not equal 100% due to rounding or omissions of holdings of less than 1%. Information on certain fund holdings of less than 1% may not be widely available and may not be included in the table of holdings shown. Holdings are subject to change. Fund may also include cash, dividends and receivables/payables or unsettled trades. Source: S&P Global as at 30 June 2023.

## A proven track record

Cumulative Performance (AUD, June 2018 – June 2023)



Source: MPI, Morningstar, 5 year monthly performance as of June 2023. Funds included in comparison include Australian domiciled indexed and active funds in Morningstar's Australia Fund Equity World Large Blend category. The chart reflects the performance of a hypothetical investment in the fund of \$AUD 1,000 over a specified period in time. The performance of the hypothetical investment is based on the actual past performance of the fund over the specified period. Past Performance does not guarantee future results. Performance figures are in AUD, net of fees. Index performance returns do not reflect any management fees, transaction costs or expenses. Indexes are unmanaged and one cannot invest directly in an index.

## Want to know more?

[blackrock.com/au/ishares](https://blackrock.com/au/ishares) | [iShares.Australia@blackrock.com](mailto:iShares.Australia@blackrock.com) | 1300 474 273

### IMPORTANT INFORMATION

Issued by BlackRock Investment Management (Australia) Limited ABN 13 006 165 975, AFSL 230 523 (**BIMAL**).

This material provides general advice only and does not take into account your individual objectives, financial situation, needs or circumstances. Before making any investment decision, you should assess whether the material is appropriate for you and obtain financial advice tailored to you having regard to your individual objectives, financial situation, needs and circumstances. Refer to BIMAL's Financial Services Guide on its website for more information. This material is not a financial product recommendation or an offer or solicitation with respect to the purchase or sale of any financial product in any jurisdiction.

Information provided is for illustrative and informational purposes and is subject to change. It has not been approved by any regulator.

This material is not intended for distribution to, or use by, any person or entity in any jurisdiction or country where such distribution or use would be contrary to local law or regulation. BIMAL is a part of the global BlackRock Group which comprises of financial product issuers and investment managers around the world. BIMAL is the issuer of financial products and acts as an investment manager in Australia.

BIMAL is the responsible entity and issuer of units in the Australian domiciled managed investment schemes referred to in this material, including the Australian domiciled iShares ETFs. Any potential investor should consider the latest product disclosure statement (**PDS**) before deciding whether to acquire, or continue to hold, an investment in any BlackRock fund. BlackRock has also issued a target market determination (**TMD**) that describes the class of consumers that comprises the target market for each BlackRock fund and matters relevant to their distribution and review. The PDS and the TMD can be obtained by contacting the BIMAL Client Services Centre on 1300 366 100. In some instances the PDS and the TMD are also available on the BIMAL website at [www.blackrock.com/au](http://www.blackrock.com/au). An iShares ETF is not sponsored, endorsed, issued, sold or promoted by the provider of the index which a particular iShares ETF seeks to track. No index provider makes any representation regarding the advisability of investing in the iShares ETFs. Further information on the index providers can be found in the BIMAL website terms and conditions at [www.blackrock.com/au](http://www.blackrock.com/au).

BIMAL, its officers, employees and agents believe that the information in this material and the sources on which it is based (which may be sourced from third parties) are correct as at the date of publication. While every care has been taken in the preparation of this material, no warranty of accuracy or reliability is given and no responsibility for the information is accepted by BIMAL, its officers, employees or agents. Except where contrary to law, BIMAL excludes all liability for this information.

Any investment is subject to investment risk, including delays on the payment of withdrawal proceeds and the loss of income or the principal invested. While any forecasts, estimates and opinions in this material are made on a reasonable basis, actual future results and operations may differ materially from the forecasts, estimates and opinions set out in this material. No guarantee as to the repayment of capital or the performance of any product or rate of return referred to in this material is made by BIMAL or any entity in the BlackRock group of companies.

No part of this material may be reproduced or distributed in any manner without the prior written permission of BIMAL.

© 2023 BlackRock, Inc. All Rights reserved. BLACKROCK, BLACKROCK SOLUTIONS, iSHARES and the stylised i logo are registered and unregistered trademarks of BlackRock, Inc. or its subsidiaries in the United States and elsewhere. All other trademarks are those of their respective owners.

ISH7924-21.08.23

**iShares**  
by BlackRock

FOR WHOLESALE CLIENTS ONLY. MAY ONLY BE PROVIDED TO A RETAIL CLIENT IN THE COURSE OF PROVIDING PERSONAL FINANCIAL PRODUCT ADVICE, AND WHERE THE TARGET MARKET DETERMINATION FOR THE RELEVANT PRODUCTS HAS BEEN CONSIDERED. BLACKROCK DOES NOT PROVIDE PERSONAL FINANCIAL PRODUCT ADVICE.

MKTGH0823A/S-3086663-3/3