

## Sustainable Investing Simplified

### ESG Multi-Asset Model Portfolio SMAs

#### A diversified sustainable portfolio in one click

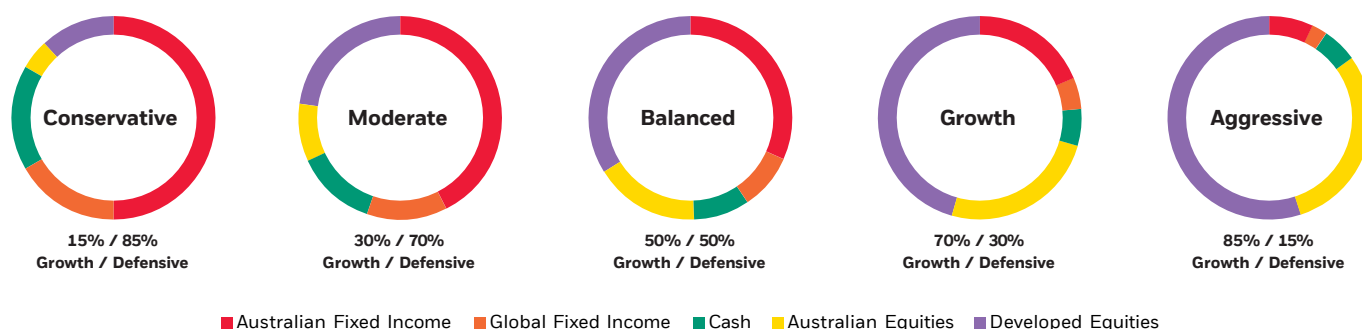
##### Sustainable focus with low-cost index building blocks

Leveraging ETFs and index funds to construct a diversified portfolio that targets an ESG uplift and a lower carbon footprint where applicable

##### Broad diversification with the efficiencies of a managed account

Simplifying the investment process with a transparent and targeted portfolio backed by a highly seasoned team

#### Target the right allocation for you



#### Achieving an ESG uplift and lower carbon footprint



##### Higher ESG scores<sup>1</sup>

relative to standard market-capitalisation weighted portfolio



##### Lower carbon footprint<sup>2</sup>

relative to standard market-capitalisation weighted portfolio

#### Indirect Cost Ratio<sup>3</sup>:

**0.11-0.16%**

per annum

#### Portfolios Rating:



as of March 2023

For illustrative purposes only and subject to change.

<sup>1</sup> ESG scores are calculated by MSCI. For more information around ESG scores, please refer to MSCI's methodology paper in the following link: <https://www.msci.com/documents/1296102/34424357/MSCI+ESG+Ratings+Methodology+%28002%29.pdf>

Higher ESG scores are relative to a broad market benchmark which uses standard (non-ESG) market-capitalisation weighted indices as building blocks. We use the following standard market-capitalisation weighted indices in the benchmark: Australian equity (S&P/ASX 300 Index), International equity (MSCI World ex Australia Index Unhedged & AUD Hedged), Australian fixed income (Bloomberg Ausbond Composite 0+Yr Index), International fixed income (Bloomberg Global Aggregate AUD Hedged Index).

<sup>2</sup> Carbon metrics are calculated by MSCI. Carbon emissions are measured in terms of scope 1 (direct) and scope 2 (indirect) emissions normalised by the most recently available enterprise value including cash (EVIC) in million USD. For more information around the definitions of scope 1+2 emissions, please refer to <https://www.msci.com/our-solutions/esg-investing/climate-solutions/climate-data-metrics>

<sup>3</sup> Indirect Cost Ratio only includes the underlying sub-fund fees, but excludes investment management, platform and transaction fees. Source: BlackRock as of March 2023.

Rating is only one factor to be taken into account when deciding whether to invest in a product. ESG Scores are only one factor to consider when deciding whether to invest in a product.

A disciplined approach to ESG model portfolio construction

01

**Start**  
with a long-term strategic asset allocation

02














**Integrate**  
sustainability characteristics via underlying funds<sup>3</sup>

03

**Monitor**  
performance and ESG credentials

Source BlackRock. For illustrative purposes only.  
3. Sustainability characteristics vary by underlying funds. BlackRock does not consider asset class of cash (or cash equivalents) would raise a material risk of exposure to activities that are likely to be considered sensitive, controversial or to have an adverse sustainability impact.

Limiting exposure to specific sectors<sup>3</sup>

CLIMATE	 Oil & Natural Gas Reserves	 Thermal Coal	
SOCIAL VALUES/ ETHICS BASED	 Controversial Weapons	 Nuclear Weapons	 Civilian Firearms
	 Alcohol	 Adult Entertainment	 Gambling
	 Nuclear Power	 Conventional Weapons	 Tobacco
GLOBAL NORMS	 UNGC Violators	 ESG Controversies	

3 Exclusionary screens vary by sub-fund. In applying a screen, reliance may be placed on sector classification and/or revenue thresholds. A screen may not exclude an issuer if data about that issuer is unavailable. Screens typically do not exclude issuers involved in the extraction of certain fossil fuels (including metallurgical coal, and conventional crude oil) unless otherwise disclosed. Please refer to the following links for exact types and definitions of exclusions for each underlying building block.

Australian equities: [https://www.msci.com/eqb/methodology/meth\\_docs/MSCI\\_Australia\\_IMI\\_Custom\\_ESG\\_Leaders\\_Index\\_Apr2021.pdf](https://www.msci.com/eqb/methodology/meth_docs/MSCI_Australia_IMI_Custom_ESG_Leaders_Index_Apr2021.pdf)

International equities: [https://www.msci.com/eqb/methodology/meth\\_docs/MSCI\\_World\\_ex\\_Australia\\_Custom\\_ESG\\_Leaders\\_Index\\_Apr2021.pdf](https://www.msci.com/eqb/methodology/meth_docs/MSCI_World_ex_Australia_Custom_ESG_Leaders_Index_Apr2021.pdf)

Australian & International fixed income: <https://assets.bbhub.io/professional/sites/10/BBG-MSCI-Fixed-Income-ESG-Indices.pdf>

Please note that the cash holdings (or cash equivalent) of the portfolio have no specific issuer names excluded from eligible purchases but does have minimum credit ratings applied to all eligible securities and concentration limits.

## Institutional capabilities for individual investors

**Local expertise,  
global resources**

**World-leading  
risk management  
technology  
Aladdin®**

**Trusted  
investment  
views on global  
market insights**

**Proxy voting  
with largest  
stewardship  
team in industry**

Risk management cannot fully eliminate the risk of investment loss. There is no guarantee that a positive investment outcome will be achieved.

## Surround sound support

Online access to portfolio metrics

@ <https://www.blackrock.com/au/intermediaries/ishares/model-portfolios#resources>



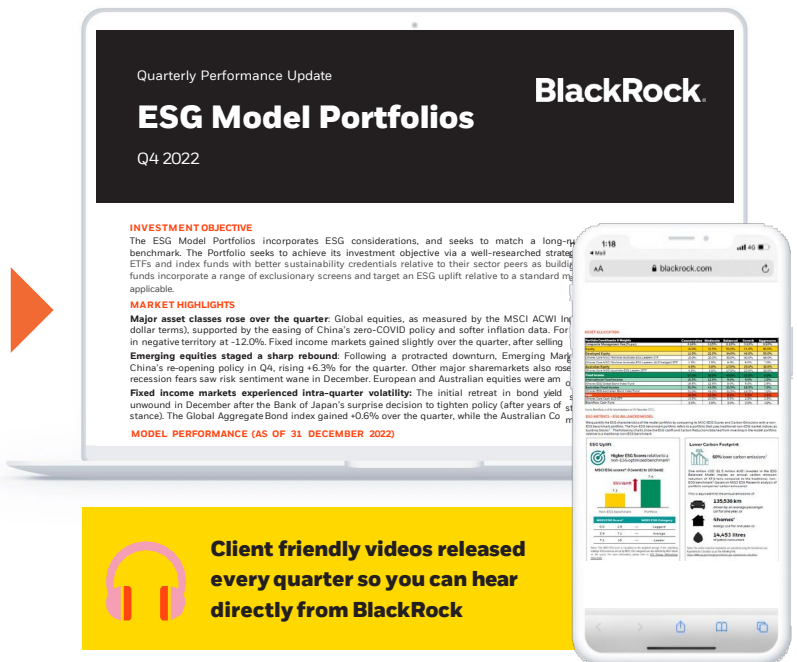
**Explanations in plain  
language every time  
we make a trade**



**Materials to show  
current allocation,  
ESG uplift and  
performance**



**Market views and  
commentary from  
portfolio managers**



## Want to know more?

<https://www.blackrock.com/au/intermediaries/ishares/model-portfolios>

Email: [clientservices.aus@blackrock.com](mailto:clientservices.aus@blackrock.com) | Phone: 1300 366 100

## IMPORTANT INFORMATION

Issued by BlackRock Investment Management (Australia) Limited ABN 13 006 165 975, AFSL 230 523 (BIMAL) for the exclusive use of the recipient, which warrants by receipt of this material that it is a wholesale client as defined under the Australian Corporations Act 2001 (Cth).

This material provides general information only and does not take into account your individual objectives, financial situation, needs or circumstances. Before making any investment decision, you should assess whether the material is appropriate for you and obtain financial advice tailored to you having regard to your individual objectives, financial situation, needs and circumstances. Refer to BIMAL's Financial Services Guide on its website for more information. This material is not a financial product recommendation or an offer or solicitation with respect to the purchase or sale of any financial product in any jurisdiction.

This material is not intended for distribution to, or use by, any person or entity in any jurisdiction or country where such distribution or use would be contrary to local law or regulation. BIMAL is a part of the global BlackRock Group which comprises of financial product issuers and investment managers around the world. BIMAL is the issuer of financial products and acts as an investment manager in Australia.

BIMAL is the responsible entity and issuer of units in the Australian domiciled managed investment schemes referred to in this material, including the Australian domiciled iShares ETFs. Any potential investor should consider the latest product disclosure statement (PDS) before deciding whether to acquire, or continue to hold, an investment in any BlackRock fund. BlackRock has also issued a target market determination (TMD) that describes the class of consumers that comprises the target market for each BlackRock fund and matters relevant to their distribution and review. The PDS and the TMD can be obtained by contacting the BIMAL Client Services Centre on 1300 366 100. In some instances the PDS and the TMD are also available on the BIMAL website at [www.blackrock.com/au](http://www.blackrock.com/au). An iShares ETF is not sponsored, endorsed, issued, sold or promoted by the provider of the index which a particular iShares ETF seeks to track. No index provider makes any representation regarding the advisability of investing in the iShares ETFs. Further information on the index providers can be found in the BIMAL website terms and conditions at [www.blackrock.com/au](http://www.blackrock.com/au).

BIMAL, its officers, employees and agents believe that the information in this material and the sources on which it is based (which may be sourced from third parties) are correct as at the date of publication. While every care has been taken in the preparation of this material, no warranty of accuracy or reliability is given and no responsibility for the information is accepted by BIMAL, its officers, employees or agents. Except where contrary to law, BIMAL excludes all liability for this information.

Any investment is subject to investment risk, including delays on the payment of withdrawal proceeds and the loss of income or the principal invested. While any forecasts, estimates and opinions in this material are made on a reasonable basis, actual future results and operations may differ materially from the forecasts, estimates and opinions set out in this material. No guarantee as to the repayment of capital or the performance of any product or rate of return referred to in this material is made by BIMAL or any entity in the BlackRock group of companies.

The environmental, social and governance ("ESG") considerations discussed herein may affect an investment team's decision to invest in certain building blocks, companies or industries from time to time. Results may differ from products that do not apply similar ESG considerations to their investment process. ESG considerations are generally evaluated by investment teams alongside a number of other considerations. Exclusionary screens typically exclude issuers based on revenue thresholds and sector involvement. Issuers may not be screened out if insufficient data is available in relation to them. Changes may result in issuers meeting or failing to meet BlackRock's or its index providers' ESG criteria from time to time. In these circumstances, BlackRock will use reasonable efforts to invest, divest or otherwise respond to the change within a reasonable period (for example, at the following rebalance date) considering the materiality of the change, liquidity, and transaction costs. BlackRock's ability to apply exclusionary screens depends on the quality of data, and whilst BlackRock takes steps to monitor and control its quality, there may be instances where such data is incomplete, inaccurate or unavailable. The methodology of external index providers may differ. Please refer to the building blocks' latest product disclosure statement (PDS) for further details regarding ESG investing.

No part of this material may be reproduced or distributed in any manner without the prior written permission of BIMAL.

© 2023 BlackRock, Inc. All Rights reserved. BLACKROCK, BLACKROCK SOLUTIONS, iSHARES and the stylised i logo are registered and unregistered trademarks of BlackRock, Inc. or its subsidiaries in the United States and elsewhere. All other trademarks are those of their respective owners.

7795 – 13.04.23