

BGF India Fund

Class D4 British Pound

BlackRock Global Funds

Performance, Portfolio Breakdowns and Net Assets information as at: 30-Apr-2024. All other data as at 15-May-2024.

This document is marketing material. For Investors in Austria. Investors should read the KIID/PRIIPs document and prospectus prior to investing, and should refer to the prospectus for the funds full list of risks.

FUND OVERVIEW

- The Fund aims to maximise the return on your investment through a combination of capital growth and income on the Fund's assets.
- The Fund invests at least 70% of its total assets in the equity securities (e.g. shares) of companies domiciled in, or the main business of which is in, India.
- The Fund may invest in India through its subsidiary (a private company limited by shares), which is wholly owned by BlackRock Global Funds.

RISK INDICATOR

Lower Risk

Potentially Lower Rewards

Higher Risk

Potentially Higher Rewards



CAPITAL AT RISK: The value of investments and the income from them can fall as well as rise and are not guaranteed. Investors may not get back the amount originally invested.

KEY RISKS:

- Emerging markets are generally more sensitive to economic and political conditions than developed markets. Other factors include greater 'Liquidity Risk', restrictions on investment or transfer of assets, failed/delayed delivery of securities or payments to the Fund and sustainability-related risks.
- Investment risk is concentrated in specific sectors, countries, currencies or companies. This means the Fund is more sensitive to any localised economic, market, political, sustainability-related or regulatory events.
- Currency Risk: The Fund invests in other currencies. Changes in exchange rates will therefore affect the value of the investment.
- The value of equities and equity-related securities can be affected by daily stock market movements. Other influential factors include political, economic news, company earnings and significant corporate events.
- Counterparty Risk: The insolvency of any institutions providing services such as safekeeping of assets or acting as counterparty to derivatives or other instruments, may expose the Fund to financial loss.
- Liquidity Risk: Lower liquidity means there are insufficient buyers or sellers to allow the Fund to sell or buy investments readily.
- There is no assurance that uncertainties in Indian tax law will not negatively impact the Fund when they are clarified.

KEY FACTS

Constraint^{††}: MSCI INDIA 10-40 Net Total Return GBP Index

Asset Class : Equity

Fund Launch Date : 02-Feb-2005

Share Class Launch Date : 18-Oct-2012

Share Class Currency : GBP

Use of Income : Distributing

Net Assets of Fund (M) : 555.53 USD

Morningstar Category : India Equity

SFDR Classification : Other

Domicile : Luxembourg

ISIN : LU0827882712

Management Company : BlackRock (Luxembourg) S.A.

* or currency equivalent

FEES AND CHARGES

Annual Management Fee : 0.75%

Ongoing Charge : 1.17%

Performance Fee : 0.00%

DEALING INFORMATION

Minimum Initial Investment : 100,000 GBP *

Settlement : Trade Date + 3 days

Dealing Frequency : Daily, forward pricing basis

* or currency equivalent

PORTFOLIO CHARACTERISTICS

Price to Book Ratio : 3.88x

Price to Earnings Ratio : 26.17x

Standard Deviation (3y) : 13.44

3y Beta : 0.84

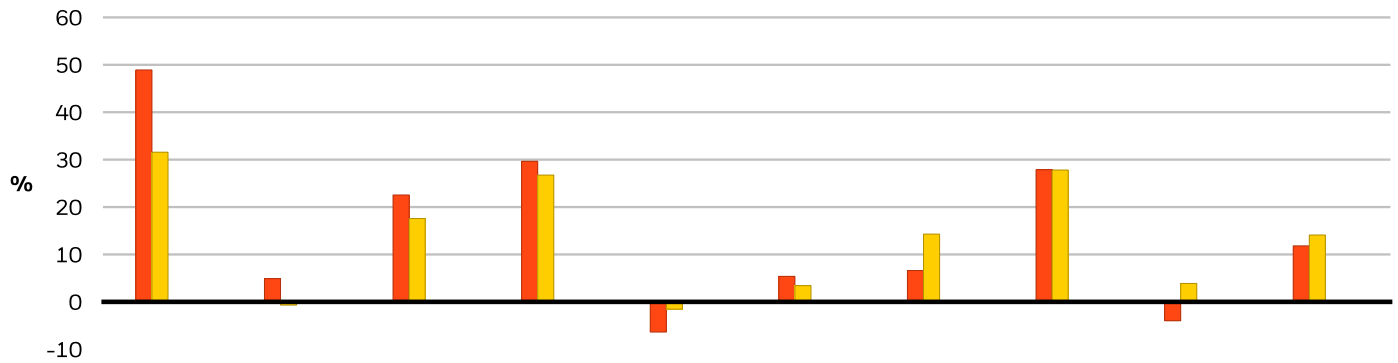
Number of Holdings : 44

PORTFOLIO MANAGER(S)

Prasoon Agrawal

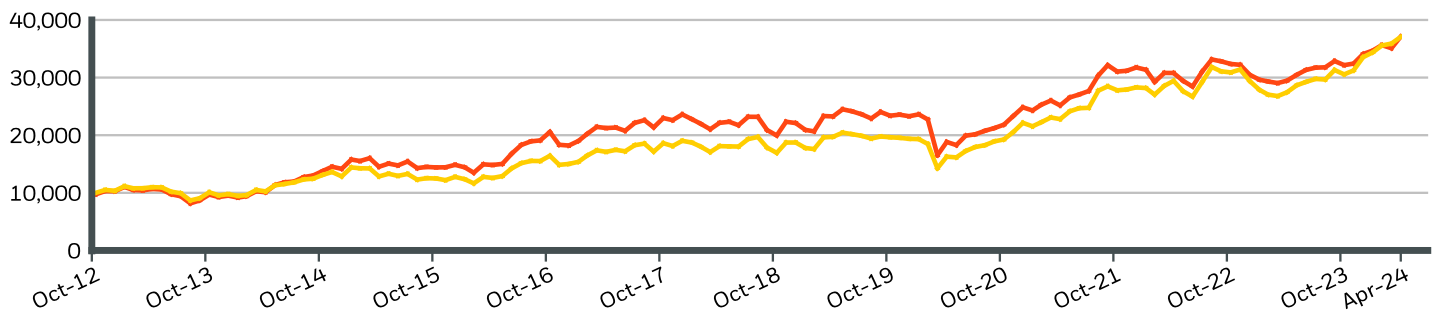
Karthik Sankaran

CALENDAR YEAR PERFORMANCE



	2014	2015	2016	2017	2018	2019	2020	2021	2022	2023
Share Class	48.92	4.90	22.54	29.66	-6.37	5.38	6.61	27.86	-3.99	11.81
Constraint^{††}	31.57	-0.69	17.57	26.74	-1.54	3.42	14.29	27.81	3.88	14.10

GROWTH OF HYPOTHETICAL 10,000 GBP SINCE INCEPTION



CUMULATIVE & ANNUALISED PERFORMANCE

	CUMULATIVE (%)					ANNUALISED (% p.a.)		
	1m	3m	6m	YTD	1y	3y	5y	Since Inception
Share Class	5.78	7.01	15.44	8.91	25.99	13.83	9.80	12.04
Constraint^{††}	3.22	7.77	21.29	10.49	35.01	17.59	13.45	11.75

The figures shown relate to past performance. Past performance is not a reliable indicator of current or future performance and should not be the sole factor of consideration when selecting a product or strategy. Share Class and Benchmark performance displayed in GBP, hedged share class benchmark performance is displayed in USD. Performance is shown on a Net Asset Value (NAV) basis, with gross income reinvested where applicable. The return of your investment may increase or decrease as a result of currency fluctuations if your investment is made in a currency other than that used in the past performance calculation. **Source:** BlackRock

- Share Class BGF India Fund Class D4 British Pound
- Constraint^{††} MSCI INDIA 10-40 Net Total Return GBP Index

Contact Us

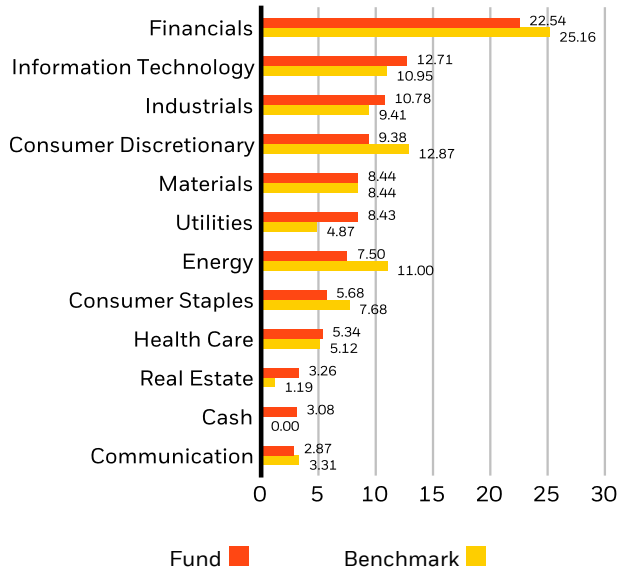
For EMEA: +44 (0) 20 7743 3300 • www.blackrock.com • investor.services@blackrock.com

TOP 10 HOLDINGS (%)

INFOSYS LTD	6.42%
RELIANCE INDUSTRIES LTD	5.83%
ICICI BANK LTD	4.56%
AXIS BANK LTD	4.45%
TATA CONSULTANCY SERVICES LTD	4.23%
MAHINDRA AND MAHINDRA LTD	3.88%
ULTRATECH CEMENT LTD	3.37%
AAVAS FINANCIERS LTD	3.16%
NTPC LTD	3.09%
ADITYA BIRLA CAPITAL LTD	3.00%
Total of Portfolio	41.99%

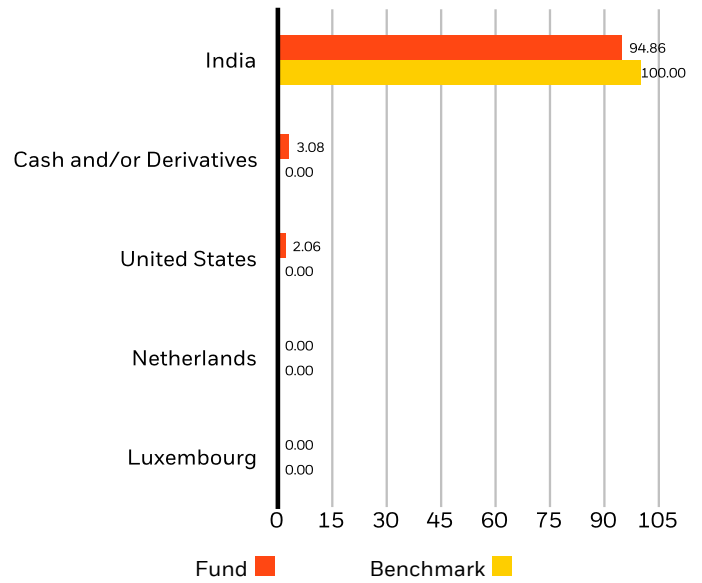
Holdings subject to change

SECTOR BREAKDOWN (%)



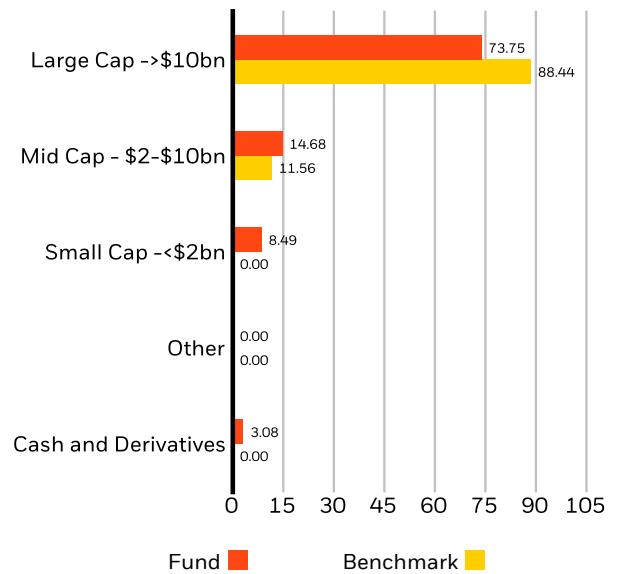
Allocations are subject to change. Source: BlackRock

GEOGRAPHIC BREAKDOWN (%)



Allocations are subject to change. Source: BlackRock

MARKET CAPITALISATION (%)



Allocations subject to change. Source: BlackRock

Contact Us

For EMEA: +44 (0) 20 7743 3300 • www.blackrock.com • investor.services@blackrock.com

SUSTAINABILITY CHARACTERISTICS

Sustainability Characteristics can help investors integrate non-financial, sustainability considerations into their investment process. These metrics enable investors to evaluate funds based on their environmental, social, and governance (ESG) risks and opportunities. This analysis can provide insight into the effective management and long-term financial prospects of a fund.

The metrics below have been provided for transparency and informational purposes only. The existence of an ESG rating is not indicative of how or whether ESG factors will be integrated into a fund. The metrics are based on MSCI ESG Fund Ratings and, unless otherwise stated in fund documentation and included within a fund's investment objective, do not change a fund's investment objective or constrain the fund's investable universe, and there is no indication that an ESG or Impact focused investment strategy or exclusionary screens will be adopted by a fund. For more information regarding a fund's investment strategy, please see the fund's prospectus.

MSCI ESG % Coverage	89.94%	MSCI ESG Fund Rating (AAA-CCC)	BBB
MSCI ESG Quality Score - Peer Percentile	68.48%	MSCI ESG Quality Score (0-10)	5.47
Funds in Peer Group	644	Fund Lipper Global Classification	Equity India
MSCI Weighted Average Carbon Intensity % Coverage	88.72%	MSCI Weighted Average Carbon Intensity (Tons CO2E/\$M SALES)	446.92

All data is from MSCI ESG Fund Ratings as of **21 Apr 2024**, based on holdings as of **30 Nov 2023**. As such, the fund's sustainable characteristics may differ from MSCI ESG Fund Ratings from time to time.

To be included in MSCI ESG Fund Ratings, 65% (or 50% for bond funds and money market funds) of the fund's gross weight must come from securities with ESG coverage by MSCI ESG Research (certain cash positions and other asset types deemed not relevant for ESG analysis by MSCI are removed prior to calculating a fund's gross weight; the absolute values of short positions are included but treated as uncovered), the fund's holdings date must be less than one year old, and the fund must have at least ten securities.

IMPORTANT INFORMATION:

Certain information contained herein (the "Information") has been provided by MSCI ESG Research LLC, a RIA under the Investment Advisers Act of 1940, and may include data from its affiliates (including MSCI Inc. and its subsidiaries ("MSCI")), or third party suppliers (each an "Information Provider"), and it may not be reproduced or disseminated in whole or in part without prior written permission. The Information has not been submitted to, nor received approval from, the US SEC or any other regulatory body. The Information may not be used to create any derivative works, or in connection with, nor does it constitute, an offer to buy or sell, or a promotion or recommendation of, any security, financial instrument or product or trading strategy, nor should it be taken as an indication or guarantee of any future performance, analysis, forecast or prediction. Some funds may be based on or linked to MSCI indexes, and MSCI may be compensated based on the fund's assets under management or other measures. MSCI has established an information barrier between equity index research and certain Information. None of the Information in and of itself can be used to determine which securities to buy or sell or when to buy or sell them. The Information is provided "as is" and the user of the Information assumes the entire risk of any use it may make or permit to be made of the Information. Neither MSCI ESG Research nor any Information Party makes any representations or express or implied warranties (which are expressly disclaimed), nor shall they incur liability for any errors or omissions in the Information, or for any damages related thereto. The foregoing shall not exclude or limit any liability that may not by applicable law be excluded or limited.

Contact Us

For EMEA: +44 (0) 20 7743 3300 • www.blackrock.com • investor.services@blackrock.com

GLOSSARY

SFDR Classification: Article 8: Products that promote environmental or social characteristics and promote good governance practices.

Article 9: Products that have sustainable investments as an objective and follow good governance practices. **Other:** Products that do not meet the criteria to be classified as Article 8 or 9.

Funds in Peer Group: The number of funds from the relevant Lipper Global Classification peer group that are also in ESG coverage.

MSCI ESG Fund Rating (AAA-CCC): The MSCI ESG Rating is calculated as a direct mapping of ESG Quality Scores to letter rating categories (e.g. AAA = 8.6-10). The ESG Ratings range from leader (AAA, AA), average (A, BBB, BB) to laggard (B, CCC).

MSCI ESG Quality Score - Peer Percentile: The fund's ESG Percentile compared to its Lipper peer group.

MSCI Weighted Average Carbon Intensity % Coverage: Percentage of the fund's holdings for which MSCI Carbon Intensity data is available. The MSCI Weighted Average Carbon Intensity metric is displayed for funds with any coverage. Funds with low coverage may not fully represent the fund's carbon characteristics given the lack of coverage.

Price to Earnings: A valuation ratio of a company's current share price compared to its per-share earnings in the current forecast year, calculated as current share price divided by current earnings per share.

MSCI ESG % Coverage: Percentage of the fund's holdings for which the MSCI ESG ratings data is available. The MSCI ESG Fund Rating, MSCI ESG Quality Score, and MSCI ESG Quality Score - Peer Percentile metrics are displayed for funds with at least 65% coverage.

Fund Lipper Global Classification: The fund peer group as defined by the Lipper Global Classification.

MSCI ESG Quality Score (0-10): The MSCI ESG Quality Score (0 - 10) for funds is calculated using the weighted average of the ESG scores of fund holdings. The Score also considers ESG Rating trend of holdings and the fund exposure to holdings in the laggard category. MSCI rates underlying holdings according to their exposure to industry specific ESG risks and their ability to manage those risks relative to peers.

MSCI Weighted Average Carbon Intensity (Tons CO2E/\$M SALES): Measures a fund's exposure to carbon intensive companies. This figure represents the estimated greenhouse gas emissions per \$1 million in sales across the fund's holdings. This allows for comparisons between funds of different sizes.

Price to Book Ratio: represents the ratio of the current closing price of the share to the latest quarter's book value per share.

IMPORTANT INFORMATION:

'Negative weightings may result from specific circumstances (including timing differences between trade and settlement dates of securities purchased by the funds) and/or the use of certain financial instruments, including derivatives, which may be used to gain or reduce market exposure and/or risk management. Allocations are subject to change

In the European Economic Area (EEA): this is issued by BlackRock (Netherlands) B.V., authorised and regulated by the Netherlands Authority for the Financial Markets. Registered office Amstelplein 1, 1096 HA, Amsterdam, Tel: 020 – 549 5200, Tel: 31-20-549-5200. Trade Register No. 17068311 For your protection telephone calls are usually recorded.

BGF Funds: This document is marketing material. BlackRock Global Funds (BGF) is an open-ended investment company established and domiciled in Luxembourg which is available for sale in certain jurisdictions only. BGF is not available for sale in the U.S. or to U.S. persons. Product information concerning BGF should not be published in the U.S. BlackRock Investment Management (UK) Limited is the Principal Distributor of BGF and may terminate marketing at any time. In the UK subscriptions in BGF are valid only if made on the basis of the current Prospectus, the most recent financial reports and the Key Investor Information Document, and in EEA and Switzerland subscriptions in BGF are valid only if made on the basis of the current Prospectus, the most recent financial reports and the Packaged Retail and Insurance-based Investment Products Key Information Document (PRIIPs KID), which are available in the jurisdictions and local language where they are registered, these can be found at www.blackrock.com on the relevant product pages. Prospectuses, Key Investor Information Documents, PRIIPs KID and application forms may not be available to investors in certain jurisdictions where the Fund in question has not been authorised. Investors should understand all characteristics of the funds objective before investing. For information on investor rights and how to raise complaints please go to <https://www.blackrock.com/corporate/compliance/investor-right> available in in local language in registered jurisdictions.

For investors in Austria This document is marketing material. For further information, the prospectus, Packaged Retail and Insurance-based Investment Products Key Information Document (PRIIPs KID), annual report and semi-annual report can be obtained free of charge in hardcopy form from the Austrian paying agent: Raiffeisen Zentralbank Österreich AG, A-1030 Vienna, Am Stadtpark 9 and also from www.blackrock.com/at available in German and English. BlackRock may terminate marketing at any time. Investors should understand all characteristics of the funds objective before investing. For information on investor rights and how to raise complaints please go to <https://www.blackrock.com/corporate/compliance/investor-right> available in German.

Any research in this document has been procured and may have been acted on by BlackRock for its own purpose. The results of such research are being made available only incidentally. The views expressed do not constitute investment or any other advice and are subject to change. They do not necessarily reflect the views of any company in the BlackRock Group or any part thereof and no assurances are made as to their accuracy.

This document is for information purposes only and does not constitute an offer or invitation to anyone to invest in any BlackRock funds and has not been prepared in connection with any such offer.

© 2024 BlackRock, Inc. All Rights reserved. BLACKROCK, BLACKROCK SOLUTIONS and iSHARES are trademarks of BlackRock, Inc. or its subsidiaries in the United States and elsewhere. All other trademarks are those of their respective owners.

Contact Us

For EMEA: +44 (0) 20 7743 3300 • www.blackrock.com • investor.services@blackrock.com