

BlackRock

Vive la Paris: Equity investing with the Paris Agreement

Achieving net zero by 2050



Summary

- Scientists have identified that the best chance of stopping the devastation caused by climate change is by achieving a significant reduction in global greenhouse gas emissions by 2030 and a net zero objective by 2050.
- The 2015 Paris Agreement aims to limit global warming to well below 2° C.
- To accomplish this objective, companies will need to reinvent their business models and the investment community will need to facilitate a reallocation of capital towards technologies, companies or countries that are fundamental in this transition.
- In this paper, we show how a systematic equity strategy can hedge against climate change risks as well as tilt into companies that may benefit from the energy transition.
- The EU Technical Expert Group on Sustainable Finance provides a framework for investors to be fully aligned with global climate goals, and we show how a systematic equity strategy can meet these standards to become Paris aligned.
- While there are many ways to incorporate climate alpha strategies, we believe corporate target setting, carbon resource efficiency and green patents, alongside a 50% reduction in carbon emissions and a further 7% decarbonisation each year can demonstrate an innovative Paris-aligned approach for investors.



Katharina Schwaiger, PhD

Researcher for Factors,
Sustainable and Solutions
in BlackRock Systematic



Philip Hodges, PhD

Co-head of Systematic Equities
Macro and Lead Portfolio Manager
for Enhanced Factors Strategies



Jim Snow

Senior Strategist for Factors,
Sustainable and Solutions in
BlackRock Systematic



James Kilburn

Strategist for Factors,
Sustainable and Solutions
in BlackRock Systematic



Andrew Ang, PhD

Head of Factors, Sustainable and
Solutions for BlackRock Systematic

An introduction to the Paris Agreement

Scientists predict “irreversible damage” to our planet from climate change if carbon emissions due to human activities are not curbed.¹ But time is limited, with the best chances of stopping the devastation caused from climate change being the significant reduction of global emissions by 2030 and aiming for net zero by 2050. International treaties signed by governments across the globe collectively aim to achieve those goals. The most important of those treaties is the 2015 Paris Agreement, which is a legally binding international treaty on climate change with an objective to limit global warming to well below 2° C, preferably to 1.5° C when compared to pre-industrial levels.² To achieve this long-term temperature target and a climate neutral world by 2050, countries aim to reduce a global peak of greenhouse gas (GHG) emissions as soon as possible.

The Paris Agreement recognises that not only do governments play an important role in those efforts, but achieving net zero by 2050 requires the investment community (both asset owners and asset managers) to allocate capital towards technologies, companies or countries that are fundamental for the energy transition. A Paris-aligned portfolio that spans asset classes is one with an investment strategy that is consistent with achieving the goal of global net zero emissions by 2050. It involves considering Paris-alignment of both sovereign and corporate entities alongside traditional risk and return objectives when constructing the portfolio.

In this paper, we show how to build a Paris-aligned equity strategy and demonstrate one example of how that can form part of a broader multi-asset portfolio that also seeks to achieve alignment with the Paris requirements.

¹ United Nations General Assembly, March 2019. ² The first major international treaty on climate change is the 1997 Kyoto Protocol.

Minimum standards of Paris-aligned benchmarks

There are various approaches that investors can take to incorporate temperature and climate objectives within their portfolios. Two alternatives to the favoured approach detailed in this paper are to be “temperature-aligned” or “net-zero/Carbon neutral.” The merits of these are summarised below:

Temperature aligned. Sometimes with a defined specific temperature, such as “2 degrees.” The goal is clear: align the portfolio with a scenario that limits the rise in global temperatures to “X” degrees. However, there are no guidelines or standards associated with “temperature aligned” portfolios. Further, we see a high degree of dispersion in how different data providers measure temperature alignment — a single portfolio may be deemed “2 degree” by one and “3.5 degree” by another.

Net-zero or carbon neutrality. Implies that a company or portfolio does not emit more carbon than it can offset. Importantly, “net zero” does not imply zero carbon emissions. In almost every case carbon offsets (either financial or technological) are assumed to be part of the solution. Additionally, “net zero” specifies neither by what year the portfolio will achieve carbon neutrality nor by which method it gets there. As a result, there can be a fair degree of dispersion within the “net zero” or “carbon-neutral” landscape.

However, the EU Technical Expert Group’s (TEG) Paris-aligned guidelines are emerging as the global standard for what defines portfolio alignment with the goals of the Paris Agreement. The EU-TEG for Paris Aligned Benchmarks is part of a broader group of alignment standards that are designed to achieve net zero outcomes. Other standards may involve different carbon measurement metrics including implied temperature rise metrics, different dates to achieve the net zero target, sector-specific requirements, other decarbonisation pathways, or disclosure standards, among others.³ For our purposes, the EU-TEG guidelines are what we are focused on. Portfolios are held to specific minimum standards in which a 1.5° C temperature target is embedded, and decarbonisation goals are explicit. In particular, the TEG specifies: the criteria for the choice of the underlying assets including, where applicable, any exclusion criteria; the criteria and method for the weighting of the underlying assets in the benchmark; and the determination of the decarbonisation trajectory for the benchmarks. While the focus has been on benchmarks, those guidelines are relevant for active portfolio managers as minimum guidelines to

benchmark themselves against.⁴

These guidelines can be applied to equity markets in the following ways:

Significantly decrease the overall GHG emissions intensity compared to the underlying investment universes.

Reduce emissions intensity by 50% versus MSCI World, MSCI World Small Cap and MSCI Emerging Markets indices, covering both Scope 1 and 2 emissions (direct and company-owned indirect emissions) with Scope 3 (indirect emissions in a company’s value chain that are not owned or controlled by the company itself) which are gradually phased in over the next few years.

Remain sufficiently exposed to sectors relevant to the fight against climate change. Not just divesting from various high risk industries or underweight high impact sectors to achieve the portfolio’s goals — keep the exposure to these sectors at least equal to that of the benchmark.

Further reduce GHG emissions intensity on an annual basis. Commit to ensuring that our equity exposure will become less carbon intensive over time by applying a 7% self-decarbonisation reduction on average per annum, in accordance with the guidelines.

Exclude companies with exposure to controversial activities. In line with BlackRock’s EMEA baseline screens and in accordance with the TEG guidelines, we apply exclusionary screens related to:

- Controversial weapons, nuclear weapons, civilian firearms, thermal coal, tar/oil sands, tobacco, UN Global Compact violators.⁵
- Involvement in environmental controversies; oil, coal and gas exploration/processing; and, high intensity electricity generation.

Upweight companies based upon forward-looking alignment metrics. Increase exposure to companies using metrics such as industry-adjusted ESG score, emissions-to-sales, green patents-to-assets and corporate target setting using science-based targets, to capture opportunities for companies when transitioning to a net zero world.

³ See the [Glasgow Financial Alliance for Net Zero \(GFANZ\)](#) and the [Transition Plan Taskforce \(TPT\)](#). In this paper, we focus only on constructing portfolios satisfying the EU-TEG requirements which have been adopted by the EU Commission Delegated Regulation and are emerging as a leading international standard for achieving net zero by 2050, in line with the goal of limiting the average temperature increase to 1.5° C by 2100. ⁴ These are examples of guidelines that can be applied and should not be relied upon as research, investment advice, or a recommendation regarding any products, strategies, or any security in particular. This is for illustrative and informational purposes and is subject to change.

⁵ For more information on BlackRock’s commitment to sustainability please visit <https://www.blackrock.com/corporate/sustainability>.

A critical step to net zero: Decarbonisation

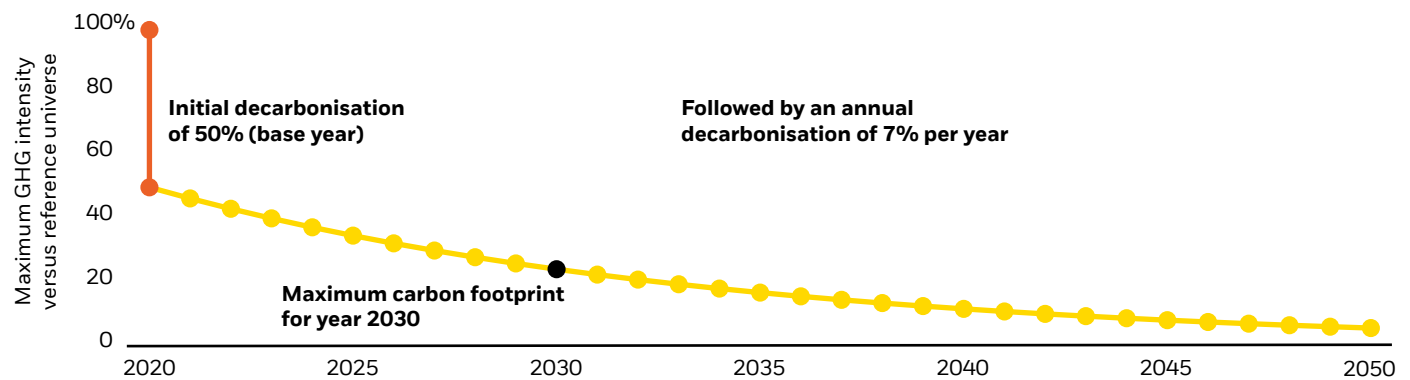
Risk-mitigating	Opportunity-oriented	
<p>Lower GHG intensity</p> <p>Relative decrease in GHG intensity by 50% (using Scope 1+2+(3))</p>	<p>Self decarbonisation</p> <p>At least 7% GHG intensity reduction on average per year</p>	<p>Corporate target setting</p> <p>Weight increase for evidence-based targets</p>
<p>Required exclusions</p> <p>Baselines and climate-related activities</p>	<p>Exposure constraints</p> <p>Minimum exposure to 'high impact' sectors</p>	<p>Green-to-brown share</p> <p>Significant relative increase (voluntary)</p>

Source: BlackRock, February 2024. For illustrative purposes only. This image shows the risk-mitigating and opportunity-oriented guidelines as defined by the EU TEG's Paris-aligned guidelines, described in detail earlier.

With the aim of becoming net zero by 2050 at a portfolio level, the aspect of decarbonisation is a key component of any Paris-aligned strategy. As described in the earlier section, two types of decarbonisation matter: relative versus a benchmark and self-decarbonisation. The minimum requirements demand a 50% relative reduction alongside a 7% per year decarbonisation rate. An illustrative schematic of the resulting pathway is shown in the chart below. The base year, which is the year the portfolio starts its decarbonisation trajectory is 2020 and the portfolio will gradually reduce its carbon emissions (as measured by carbon emission intensity) in each subsequent year. In year 0, the portfolio's carbon

emission intensity is 50% lower than its benchmark, but in year 1 the portfolio needs to be an additional 7% lower, resulting in a reduction of 53.5% (7% of 50% plus the original 50%) versus the benchmark, and so on. The chart shows the resulting pathway as a maximum upper bound versus the portfolio's benchmark. As shown in an earlier paper (Chan et al. 2020) incorporating carbon reduction targets into diversified systematic equity portfolios does not mean changing their desired outcomes. In fact, the addition of climate aware alphas as we detail on the next page also helps to achieve meeting those targets, while further adding to returns.

Decarbonisation path of a portfolio



Source: BlackRock, as of February 2024. For illustrative purposes only. The graph shows an illustrative decarbonisation path of a Paris-aligned portfolio. These are examples of guidelines that can be applied and should not be relied upon as research, investment advice, or a recommendation regarding any products, strategies, or any security in particular. This is for illustrative and informational purposes and is subject to change.

Climate-aware alpha drivers

Embedding a sustainable philosophy and transitioning to a net zero world presents opportunities to various entities both in the public and private sectors. In our view, companies that ‘do good’ as defined by the United Nation’s Sustainable Development Goals (UN SDGs), and in particular, those that also meet the ambitions as set out in the Paris Agreement, will benefit in firm value as their products and services benefit from higher demand. To capture these characteristics, we integrate climate aware alphas into our equity portfolios. These are defined as ‘quality factor’ insights and therefore stem from the same underlying economic rationale as classical factor premiums: rewards for bearing risk, structural or market impediments and investors’ behavioural biases. Three examples of climate aware alphas include carbon resource efficiency, green patents and corporate target setting.

Green patents

Patents are an important form of creative output and companies focusing on innovation tend to enjoy a competitive advantage versus their peers. Green patents play a crucial role in meeting the UN SDGs and include developments focused on water and waste treatment, lifesaving devices and clean energy. We collect data on global patents via Google Patents Data and then create sub-sets utilising International Patent Classification (IPC) codes relevant to a ‘greener’ economy. Given the inherent uncertainty of Research and Development (R&D), in that not all investments result in commercial success, the innovative output captured in patents is risky. If we interpret patents as the capitalisation of certain investments, with R&D devoted to patents being a form of investment (following Cochrane 1991), then investors should earn a return premium for bearing these additional risks in new, unproven inventions. The special focus on green patents in a portfolio reflects not only that the SDGs are important to society, as recognised by the UN, but also that efforts to solve for these goals should naturally result in profitable opportunities for firms.

Carbon resource efficiency

A main source of systematic risk under the Paris Agreement is a firm’s carbon emissions (total and intensity). Our portfolio level constraint which aims to achieve a carbon emission reduction relative to the benchmark, hedges the exposure to climate risk. However, we go a step further and demonstrate that firms with lower carbon emission intensity also exhibit higher excess returns. This is due to the fact that firms with lower carbon emissions also have a lower cost of capital and higher productivity. To measure carbon emission intensity, we use the MSCI dataset, which collates company-specific direct (Scope 1) and indirect (Scope 2) GHG emissions data from the company’s public documents and the Carbon Disclosure Project (CDP).

We further find that companies with low carbon emission intensity also exhibit other traditional quality factor characteristics based on earnings and earnings forecasts. Economically, lower carbon emissions are positively related to productivity measures. Companies need to manage their resources and the efficient management of these can lead to higher productivity – and carbon is simply another resource.

Corporate target setting

As part of the transition to a low-carbon economy, an ever increasing number of companies have publicly disclosed their temperature targets. One initiative that publicly collects company-level information is the Science Based Targets initiative (SBTi) which aims to “mobilise companies to set science-based targets and boost their competitive advantage in the transition to the low-carbon economy.” It is a collaboration between Carbon Disclosure Project (CDP), the United Nations Global Compact, World Resources Institute (WRI), the World Wide Fund for Nature (WWF) and one of the We Mean Business Coalition commitments. The initiative defines and promotes best practices in science-based target settings, offers resources and guidance to reduce barriers to adoption, and independently assesses and approves companies’ targets. As of early 2024, 7,478 companies have committed to science-based targets – which means they joined the SBTi and pledged to reduce their emissions in line with climate science.⁶ Companies can go one step further and not just commit to a reduction, but also set a target ranging from 1.5° C, well-below 2° C, 1.5° C/well-below 2° C or 2° C. Of this group, half of the companies are from Europe, 36% are from Asia and 10% are from North America. Over 750 companies in Japan have signed up, followed by the UK (470 companies) and the US (279 companies). Furthermore, it’s not just companies within the high emitting sectors that are signing up, but rather a broad mix across sectors. With an increased focus on climate change over the past twelve months, coupled with governmental recovery packages linked to ‘green’ policies, we assume the number of sign-ups will further accelerate in the next 24 months.

Companies that commit to these targets tend to have higher gross profitability, which in itself is a sign of quality. Comparing the standardised gross profitability score of a global equity universe and then de-constructing it into companies that have made the commitment we find that committed companies almost entirely exhibit higher gross profitability (with a few outliers being the exception). Committed companies also have lower carbon emissions than their peers and empirical evidence shows that they also have lower carbon emissions one year and two years into the future, suggesting that making the commitment helps to achieve the goals.

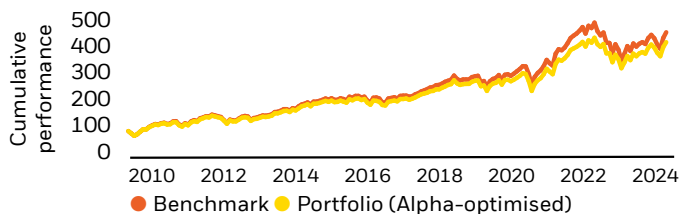
⁶ The Science Based Targets initiative (SBTi) 2024. <https://sciencebasedtargets.org/target-dashboard>.

Systematic equity strategies

The next step is to combine all the minimum guidelines into an equity portfolio while maximising climate aware alphas alongside the ESG score. Incorporating Social and Governance aspects alongside Environmental issues is in accordance with the spirit of the Paris Agreement in terms of preserving the planet for all global citizens. Failing good governance or creating social injustice would harm poorer countries more than affluent nations and by achieving a better aggregated ESG score our portfolio would avoid this potential inequality. A systematic equity strategy can be constructed using an optimisation approach with a low tracking error (of 1%) on three universes: MSCI World, MSCI World Small Cap and MSCI Emerging Markets. The goal is to spend the tracking error budget on maximising the portfolio level ESG score (60% weighting) alongside the three climate-aware alphas: 20% into carbon resource efficiency, 10% into green patents to assets and 10% into corporate target setting. The portfolios additionally incorporate exclusionary screens, the decarbonisation rates and a zero underweighting of high impact sectors as described earlier. The charts to the right show the simulated performance of Paris-aligned equity exposures versus the underlying benchmarks. All three outperform their respective benchmarks, driven by the addition of the climate-aware alphas with information ratios (“IRs”) of 0.54 (MSCI World), 0.23 (MSCI World Small Cap) and 0.58 (MSCI Emerging Markets) shown in the table on page 8.

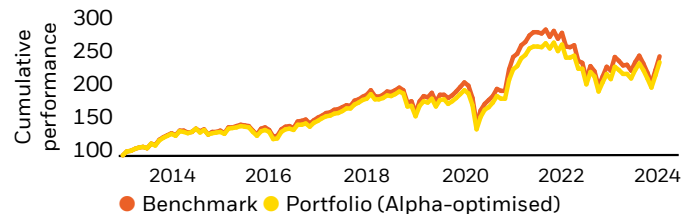
Cumulative performance – Large cap equities⁷

	BM	Portfolio
2019	26.50%	29.15%
2020	16.16%	18.72%
2021	22.50%	24.55%
2022	-18.75%	-21.10%
2023	18.67%	17.67%



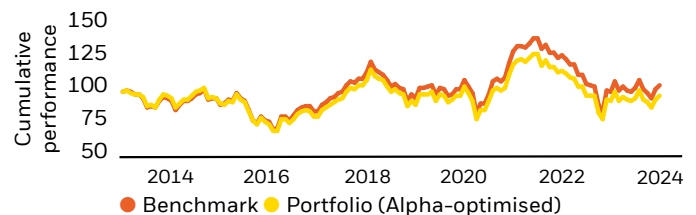
Cumulative performance – Small cap equities⁷

	BM	Portfolio
2019	25.18%	27.74%
2020	15.88%	18.29%
2021	16.25%	14.94%
2022	-19.54%	-20.26%
2023	11.68%	9.45%



Cumulative performance – Emerging equities⁷

	BM	Portfolio
2019	15.18%	14.69%
2020	16.04%	20.14%
2021	-3.48%	-2.76%
2022	-20.33%	-21.67%
2023	4.31%	4.89%



The figures shown relate to simulated past performance. Past performance is not a reliable indicator of current or future results and should not be the sole factor of consideration when selecting a product or strategy. Index performance returns do not reflect any management fees, transaction costs or expenses. Indices are unmanaged and one cannot invest directly in an index.

⁷ The model is shown for informational purposes only. It is not meant to represent actual returns of, or to be a prediction or projection, of a Paris-aligned equity strategy. It is provided to illustrate how a Paris-aligned equity strategy may provide a similar level of risk and return as a market cap weighted benchmark, while aligning with the Paris Agreement. Actual returns may vary. The model is based purely on assumptions using available data, based on past and current market conditions, and assumptions relating to available investment opportunities, each of which are subject to change. The underlying assumptions in the model do not include all assumptions that may have been applied to a particular model, and the model itself does not factor in every performance factor that can have a significant impact on Paris-aligned equity strategies. Since many potential scenarios exist, it is impossible to show all the potential circumstances that could yield similar results. Actual events will vary and may differ materially from those assumed.

The model is subject to significant limitations. It cannot account for the impact that economic, market, and other factors may have on the implementation of an actual investment. In addition to the variables identified above, the return of any portfolio will vary materially from the return shown based on numerous factors including, but not limited to, market conditions, the specific securities in the portfolio, and any unforeseen events, among others.

The model's simulated performance also has inherent limitations. The results do not represent actual trading, and thus may not reflect material economic and market factors such as corporate actions, liquidity constraints or risk management processes that may have had an impact on our actual decision-making. No representation is made that a client account will achieve results similar to those shown, and performance of actual client accounts may vary significantly from the hypothetical results due to the customisation of advice to each client and other factors.

Paris-aligned equities simulation summary

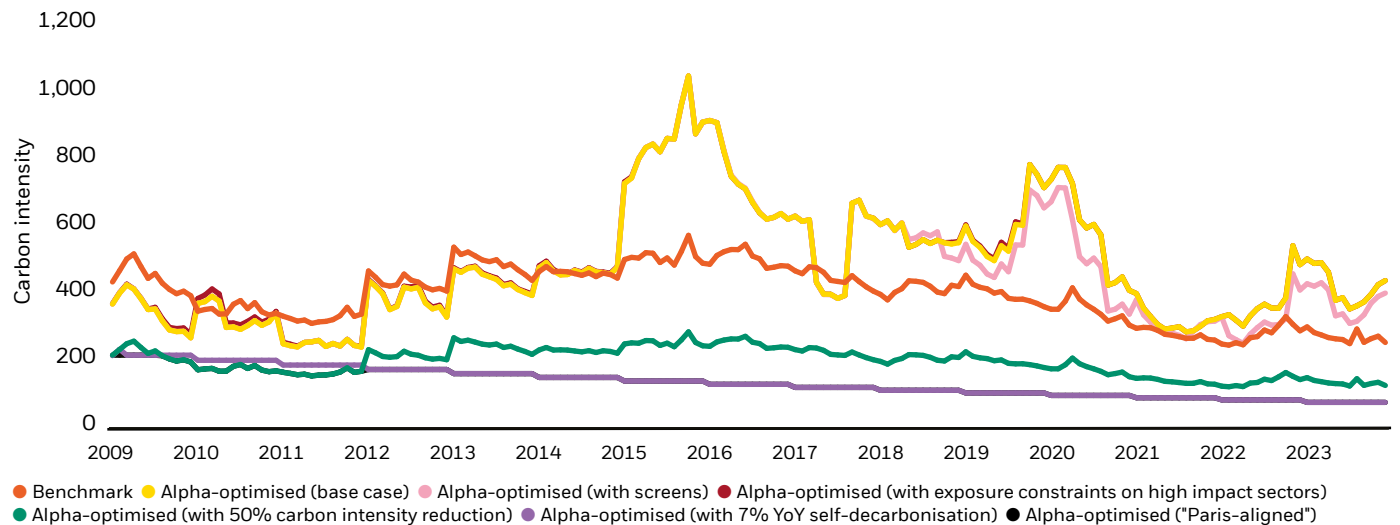
	Tracking error (ex-ante)	Tracking error (ex-post)	Excess return (net of fees)			IR (since inception)
			3-year (annualised)	5-year (annualised)	Since inception (annualised)	
MSCI World	1%	1.24%	-0.57%	0.54%	0.62%	0.50
MSCI World small cap	1%	1.46%	-1.31%	0.05%	0.36%	0.25
MSCI EM	1%	1.33%	-0.12%	0.57%	0.75%	0.56

Source: BlackRock, MSCI as of 31/12/2023.

The figures shown relate to simulated past performance. Past performance is not a reliable indicator of current or future results and should not be the sole factor of consideration when selecting a product or strategy. Index performance returns do not reflect any management fees, transaction costs or expenses. Indices are unmanaged and one cannot invest directly in an index.

Net of fee returns represent a portfolio with a management fee of 0.11% per annum – a typical fee for a large institutional separate account. Performance for the MSCI World simulation covers the period 31/12/2008-31/12/2023. Performance for the MSCI World Small Cap and MSCI EM simulations cover the period 31/12/2012-31/12/2023.

Carbon intensity – MSCI World universe



Source: BlackRock, MSCI, as of 31/12/2023. Charts show the average carbon intensity (measured as total emissions to enterprise value) of simulated portfolios over time. The benchmark is the MSCI World Index. Portfolios are long-only, target 1% annualised tracking error, and enforce constraints on security, country and industry exposure. The “Base Case” portfolio does not include any additional constraints. The “With Screens” portfolio excludes securities based on a custom Paris-aligned exclusion list (see below for additional details). The “50% reduction” portfolio applies a constant 50% reduction relative to the benchmark with the “7% self-decarbonisation” portfolio just decarbonisation 7% year-on-year from inception. Finally, the “Paris-aligned” portfolio, includes all of these concepts (discussed in length throughout the paper). Analysis period: Jan 2009–December 2023.

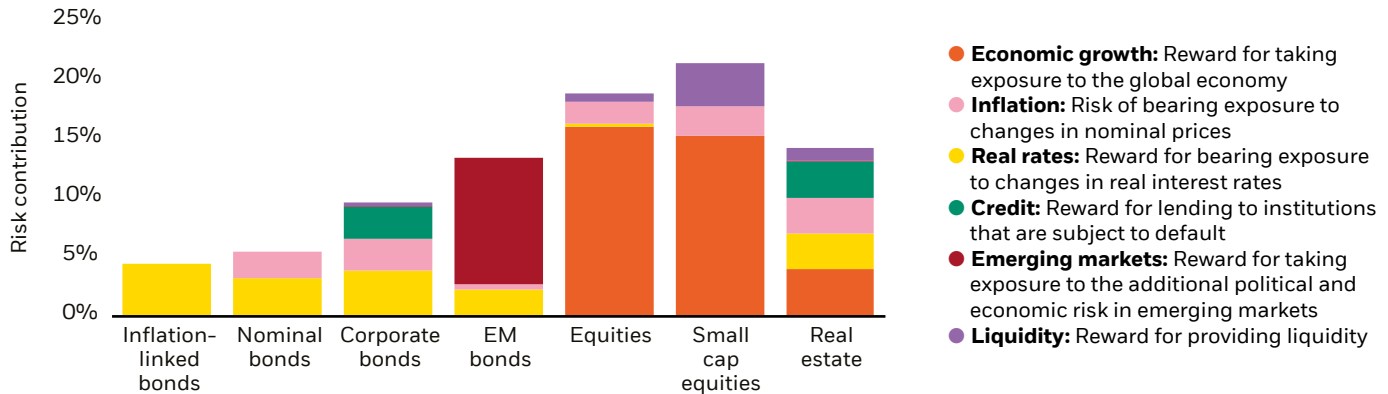
At the same time, a clear pathway in reducing carbon emissions is required. While our base year of starting that pathway is 2020, we can look at a back-tested pathway to better understand the effects of exclusionary screens, decarbonisation rates and climate-aware alphas in their contribution to reducing portfolio level carbon emissions. In the chart above, we plot the carbon emission intensity of a global equity portfolio versus its benchmark.

There is no guarantee that the carbon emission intensity will be lower than the benchmark just by optimising ESG

scores and actually, as demonstrated above, it is indeed higher over the past several years. Adding exclusions does reduce the carbon intensity but again does not guarantee a reduction versus the benchmark at all times. The starting reduction in carbon emissions is significant, but lacks the effect of a pathway which is demonstrated in the previous charts by comparing it to the year-over-year self-decarbonisation. Each minimum standard contributes to achieving a Paris-aligned portfolio but leaving out any of the components would result in the portfolio failing in its Paris-alignment goal.

Next steps for Paris-aligned multi-asset investing

Sample risk factor decomposition

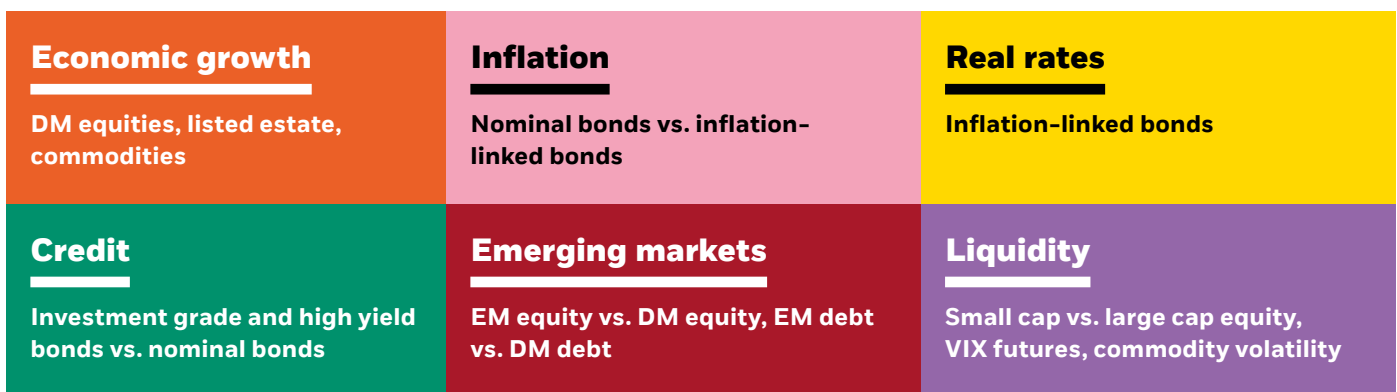


Source: BlackRock, December 2023. This information demonstrates, in part, the firm's hypothetical risk/return analysis. This material is provided for illustrative purposes only and is not intended to be investment advice or a recommendation to take any particular investment action.

The movements of global asset class returns can be summarised by macro factors. These macro factors have three fundamental characteristics: (1) they help explain the majority of the variability in asset class returns; (2) historically, they have been rewarded over long-term investment horizons due to an undiversifiable risk premium; and (3) they are economically intuitive. Research shows that, across multiple asset classes, six fundamental macro-economic factors explain the majority of asset class variability: economic, inflation, real rates, credit, emerging markets and liquidity.

Isolating risk premia

To construct a factor-led multi-asset portfolio, each macro factor can be modelled by identifying an intuitive, investable, factor-mimicking portfolio that provides relatively isolated exposure to the macro factor. To do this, highly liquid, market beta investment instruments can be used across multiple asset classes. For example, emerging markets can be modelled by taking a basket of emerging market securities and stripping away the equivalent developed market exposure.



Source: BlackRock, December 2023. This chart displays the asset classes used to gain factor exposures. This material is provided for illustrative purposes only and is not intended to be investment advice or a recommendation to take any particular investment action.

Implementation

Having established the macro factor informed framework and the target asset classes for each individual factor mimicking portfolio, the final step is to determine the most efficient way to implement the portfolio. The criteria we utilise when selecting investable instruments include cost, liquidity, market beta, return characteristics and diversification benefits. Traditionally, this has led us to gain exposure to the various asset classes using derivative instruments on widely recognised market-cap weighted indices which offer the optimal beta characteristics and are transparent, liquid and cost-effective. Ultimately, the chosen instruments ensure maximum portfolio efficiency and allow us to deliver our macro factor insights with precision.

The big challenge when building a Paris-aligned multi-asset strategy is how to move from traditional market-cap weighted exposures to Paris-aligned equivalents, while staying true to an investment philosophy of maximising return in tandem with high liquidity and low cost? One solution is a blended approach which uses the equity methodology detailed in this paper for select asset classes, in combination with leveraging derivative instruments on third party indices for other asset classes where that is the most liquid and cost-effective method.

The table below is an illustrative example of how various asset classes can be Paris-aligned.

The alignment imperative

We believe the aim of alignment with the Paris Agreement is critical not only to companies, countries and society, but also to investors who are looking to build sustainable portfolios. We have demonstrated how equity strategies can be futureproofed by aligning with the Paris Agreement, thus mitigating climate risk and benefitting from climate aware opportunities that can generate excess returns.

The focus of this paper has been on equities, but other asset classes also need to be addressed. For a truly Paris-aligned multi-asset portfolio transitioning one or two asset classes is not enough.

Research shows that a similar approach can be applied to corporate bond and listed real estate exposures with an equivalent outcome. For sovereign bond exposures, alignment can be achieved by tilting into countries that have made more substantial progress towards their nationally determined contributions (NDCs) and finally in commodities to invest in those that are deemed essential for the transition to a greener economy and have lower emissions per unit of output.

An illustrative example of a Paris-aligned multi-asset portfolio

Asset class	Instrument	Paris-aligned approach
Equity		
Developed equity	Physical equities	Custom strategy using the approach discussed in this paper (meeting the EU Technical Expert Group's Paris-aligned guidelines)
Developed small cap equity	Physical equities	
Emerging equity	Physical equities	
Fixed income		
Inflation linked debt	Physical bonds	Custom strategy using guidelines set out by the Institutional Investors Group on Climate Change Net Zero Investment Framework and incorporate green bonds
Developed sovereign debt	Bond futures	
Emerging sovereign debt (Rates)	Interest rate swaps	
Emerging sovereign debt (Credit)	Credit default swaps	
Investment grade credit	Physical bonds and/or total return swaps	Custom strategy using the EU Technical Expert Group's Paris-aligned guidelines and/or third-party Paris-aligned indices which follow the same guidelines and incorporate green bonds
High yield credit		
Alternatives		
Property	Total return swaps	Third party Paris-aligned indices which follow the same guidelines
Commodities	Total return swaps/Futures	Custom strategy using guidelines set out by the Institutional Investors Group on Climate Change Net Zero Investment Framework
Volatility Strategies	Total return swaps/Futures	N/A

Source: BlackRock, as of December 2023. The table shows approaches that could be taken across asset classes by an investor when building a Paris-aligned, multi-asset portfolio. This information should not be relied upon as research, investment advice, or a recommendation regarding any products, strategies, or any security in particular. This is for illustrative and informational purposes and is subject to change. It has not been approved by any regulatory authority or securities regulator. The environmental, social and governance ("ESG") considerations discussed herein may affect an investment team's decision to invest in certain companies or industries from time to time. Results may differ from portfolios that do not apply similar ESG considerations to their investment process.

References

Ang, A. 2014. *Asset Management: A Systematic Approach to Factor Based Investing*. New York, NY: Oxford University Press.

Chan, Y., K. Hogan, K. Schwaiger, and A. Ang, 2020. *ESG in Factors*, *The Journal of Impact and ESG Investing* Fall 2020, 1 (1) 26-45.

Bolton, P., and M. Kacperzyk, 2020. *Do Investors Care About Carbon Risk?* Working Paper, https://papers.ssrn.com/abstract_id=3398441

Giglio, S., B. Kelly, and J. Stroebe, 2020. *Climate Finance*, forthcoming *Annual Reviews*.

For investors in Italy: This document is marketing material: Before investing please read the Prospectus and the PRIIPs KID available on www.blackrock.com/it, which contain a summary of investors' rights.

Risk warnings

Capital at risk. The value of investments and the income from them can fall as well as rise and are not guaranteed. Investors may not get back the amount originally invested.

Past performance is not a reliable indicator of current or future results and should not be the sole factor of consideration when selecting a product or strategy.

Changes in the rates of exchange between currencies may cause the value of investments to diminish or increase. Fluctuation may be particularly marked in the case of a higher volatility fund and the value of an investment may fall suddenly and substantially. Levels and basis of taxation may change from time to time and depend on personal individual circumstances.

This material is provided for educational purposes only and is not intended to be relied upon as a forecast, research or investment advice, and is not a recommendation, offer or solicitation to buy or sell any securities or to adopt any investment strategy. The opinions expressed are subject to change. References to specific securities, asset classes and financial markets are for illustrative purposes only and are not intended to be and should not be interpreted as recommendations. Reliance upon information in this material is at the sole risk and discretion of the reader. The material was prepared without regard to specific objectives, financial situation or needs of any investor.

This material may contain "forward-looking" information that is not purely historical in nature. Such information may include, among other things, projections, forecasts and estimates of yields or returns. No representation is made that any performance presented will be achieved by any BlackRock Funds, or that every assumption made in achieving, calculating or presenting either the forward-looking information or any historical performance information herein has been considered or stated in preparing this material. Any changes to assumptions that may have been made in preparing this material could have a material impact on the investment returns that are presented herein. Past performance is not a reliable indicator of current or future results and should not be the sole factor of consideration when selecting a product or strategy.

The information and opinions contained in this material are derived from proprietary and nonproprietary sources deemed by BlackRock to be reliable, are not necessarily all-inclusive and are not guaranteed as to accuracy.

Important information

In the US, this material is for institutional use only – not for public distribution.

In Canada, this material is intended for institutional investors, is for educational purposes only, does not constitute investment advice and should not be construed as a solicitation or offering of units of any fund or other security in any jurisdiction.

This material is for distribution to Professional Clients (as defined by the Financial Conduct Authority or MiFID Rules) only and should not be relied upon by any other persons.

This document is marketing material.

Past performance is not a reliable indicator of current or future results and should not be the sole factor of consideration when selecting a product or strategy. **Capital at risk.** The value of investments and the income from them, may go down as well as up and are not guaranteed. Investors may not get back the amount invested.

In the UK and Non-European Economic Area (EEA) countries: This is Issued by BlackRock Investment Management (UK) Limited, authorised and regulated by the Financial Conduct Authority. Registered office: 12 Throgmorton Avenue, London, EC2N 2DL. Tel: + 44 (0)20 7743 3000. Registered in England and Wales No. 02020394. For your protection telephone calls are usually recorded. Please refer to the Financial Conduct Authority website for a list of authorised activities conducted by BlackRock.

In the European Economic Area (EEA): This is Issued by BlackRock (Netherlands) BV. is authorised and regulated by the Netherlands Authority for the Financial Markets. Registered office Amstelplein 1, 1096 HA, Amsterdam, Tel: 020-549-5200, Tel: 31-20-549-5200. Trade Register No. 17068311. For your protection telephone calls are usually recorded. **In Italy:** For information on investor rights and how to raise complaints please go to <https://www.blackrock.com/corporate/compliance/investor-right> available in Italian.

For Qualified Investors in Switzerland: This document shall be exclusively made available to, and directed at, qualified investors as defined in Article 10 (3) of the CISA of 23 June 2006, as amended, at the exclusion of qualified investors with an opting-out pursuant to Art. 5 (1) of the Swiss Federal Act on Financial Services ("FinSA"). For information on art. 8/9 Financial Services Act (FinSA) and on your client segmentation under art. 4 FinSA, please see the following website: www.blackrock.com/finisa.

Blackrock Advisors (UK) Limited-Dubai Branch is a DIFC Foreign Recognised Company registered with the DIFC Registrar of Companies (DIFC Registered Number 546), with its office at Unit L15-01A, ICD Brookfield Place, Dubai International Financial Centre, PO Box 506661, Dubai, UAE and is regulated by the DFSA to engage in the regulated activities of 'Advising on Financial Products' and 'Arranging Deals in Investments' in or from the DIFC, both of which are limited to units in a collective investment fund (DFSA Reference Number F000738).

In Dubai (DIFC): The information contained in this document is intended strictly for Professional Clients as defined under the Dubai Financial Services Authority ("DFSA") Conduct of Business (COB) Rules.

The information contained in this document, does not constitute and should not be construed as an offer of, invitation or proposal to make an offer for, recommendation to apply for or an opinion or guidance on a financial product, service and/or strategy. Whilst great care has been taken to ensure that the information contained in this document is accurate, no responsibility can be accepted for any errors, mistakes or omissions or for any action taken in reliance thereon. You may only reproduce, circulate and use this document (or any part of it) with the consent of BlackRock.

FOR PROFESSIONAL, INSTITUTIONAL, QUALIFIED, WHOLESALE INVESTORS AND PERMITTED, PROFESSIONAL AND QUALIFIED CLIENT USE ONLY – NOT FOR PUBLIC DISTRIBUTION (PLEASE READ IMPORTANT DISCLOSURES)

The information contained in this document is for information purposes only. It is not intended for and should not be distributed to, or relied upon by, members of the public.

The information contained in this document, may contain statements that are not purely historical in nature but are “forward-looking statements.” These include, amongst other things, projections, forecasts or estimates of income. These forward-looking statements are based upon certain assumptions, some of which are described in other relevant documents or materials. If you do not understand the contents of this document, you should consult an authorised financial adviser.

In South Africa, please be advised that BlackRock Investment Management (UK) Limited is an authorised Financial Services provider with the South African Financial Services Conduct Authority, FSP No. 43288.

This material is for distribution to Institutional and Qualified Clients (as defined by the Implementing Regulations issued by Capital Market Authority) only and should not be relied upon by any other persons.

In the Kingdom of Saudi Arabia, authorised and regulated by the Capital Market Authority (License Number 18- 192-30). Registered office: 7976 Salim Ibn Abi Bakr Shaikan St, 2223 West Umm Al Hamam District Riyadh, 12329 Riyadh, Kingdom of Saudi Arabia, Tel: +966 11 838 3600. CR No. 1010479419. For your protection telephone calls are usually recorded. Please refer to the Capital Market Authority website for a list of authorised activities conducted by BlackRock Saudi Arabia.

This document constitutes a Securities Business Advertisement under the Securities Business Regulations issued by the Board of the Capital Market Authority of the Kingdom of Saudi Arabia (the CMA), as amended (the “Securities Business Regulations”), and is only intended for those outlined under the Securities Business Regulations, or any other successor regulation, namely: (A) Institutional and (B) Qualified Clients (as defined by the Implementing Regulations issued by Capital Market Authority) only and should not be relied upon by any other persons as such, this document relates to a financial product and/or service which is not subject to any form of regulation or approval by the CMA or a Capital Market Institution.

This document does not contain any advice and as such, as acknowledged by the recipient of this document, does not constitute the securities activity of ‘Advising’ under the Securities Business Regulations. The CMA has no responsibility for reviewing or verifying any this document or any other materials in connection with this service. Accordingly, the CMA has not approved this document or any other associated documents nor taken any steps to verify the information set out in this document and has no responsibility for it.

The financial service to which this document relates may be illiquid and/or subject to restrictions on its resale. Prospective purchasers should conduct their own due diligence on the financial service. If you do not understand the contents.

Any research in this document has been procured and may have been acted on by BlackRock for its own purpose. The results of such research are being made available only incidentally. The views expressed do not constitute investment or any other advice and are subject to change. They do not necessarily reflect the views of any company in the BlackRock Group or any part thereof and no assurances are made as to their accuracy.

This document is for information purposes only and does not constitute an offer or invitation to anyone to invest in any BlackRock funds and has not been prepared in connection with any such offer. If you do not understand the contents of this document, you should consult an authorised financial adviser.

The information contained in this document is intended strictly for Professional Investors.

For investors in Israel: BlackRock Investment Management (UK) Limited is not licenced under Israel’s Regulation of Investment Advice, Investment Marketing and Portfolio Management Law, 5755-1995 (the “Advice Law”), nor does it carry insurance thereunder.

This document is provided for informational services only and is not intended to serve, and should not be treated, as Investment Advice.

BlackRock could have a direct or indirect benefit from investments made by investors in Israel in the products mentioned in this document, or in other products managed by third parties with whom BlackRock is involved in a business contract. In particular, BlackRock manages the traded foreign funds mentioned in this document, and therefore derives a benefit from investments of Israeli investors in them (inter alia, by charging a “management fee” as specified in the prospectus and in the Annex to the prospectuses of such funds). Therefore, BlackRock has a “Connection” to such products, might have a personal interest in their sale, and might prefer such products over other products. Accordingly, any advice BlackRock provides, is considered, for the purpose of the Investment Advice Law, as Investment Marketing (and not Investment Advising). For complete information about BlackRock’s “affiliation” with financial assets (including the types of financial assets and the names of the entities that issue or manage them), you can contact BlackRock at www.blackrock.com.

This Document, as well as any products and services described herein, are directed at and intended exclusively for individuals or corporations that fall within at least one category in each of the First Schedule of the Investment Advice Law (“Qualified Clients”).

BlackRock does not hold a license and is not insured as required under the Investment Advice Law.

Nothing in the fund’s past returns can ensure a similar return in the future. Investment in the products mentioned in this document is subject to the risks described in the fund prospectus (including the risk of loss of investment funds). For a concise description of the unique risks for the products mentioned in this document, see the risk section in the annex to the prospectus intended for investors in Israel, and published on the distribution website of the Israeli Securities Authority and the Tel Aviv Stock Exchange. Furthermore, although BlackRock invests reasonable efforts to ensure the accuracy of the data presented in this document, it does not guarantee their accuracy, is not responsible for it, and should not be relied upon when making an investment decision. Therefore, investors considering investing in the products mentioned in this document should examine the full offer documents of the relevant product (and in particular, the prospectus and the annex to the prospectus as stated above, and the risks described therein), and consult experts on their behalf regarding the viability of the investment.

The Fund and Fund Manager are not subject to the laws and regulations to which Israeli mutual funds are subject.

In Latin America, for institutional investors and financial intermediaries only (not for public distribution). This material is for educational purposes only and does not constitute investment advice or an offer or solicitation to sell or a solicitation of an offer to buy any shares of any fund or security and it is your responsibility to inform yourself of, and to observe, all applicable laws and regulations of your relevant jurisdiction. If any funds are mentioned or inferred in this material, such funds may not be registered with the securities regulators of Argentina, Brazil, Chile, Colombia, Mexico, Panama, Peru, Uruguay or any other securities regulator in any Latin American country and thus, may not be publicly offered in any such countries. The securities regulators of any country within Latin America have not confirmed the accuracy of any information contained herein. No information discussed herein can be provided to the general public in Latin America. The contents of this material are strictly confidential and must not be passed to any third party.

In Brazil, this private offer does not constitute a public offer, and is not registered with the Brazilian Securities and Exchange Commission, for use only with professional investors as such term is defined by the *Comissão de Valores Mobiliários*.

In Argentina, only for use with Qualified Investors under the definition as set by the Comisión Nacional de Valores (CNV).

In Chile, the offer of each security not registered with the Comisión para el Mercado Financiero (“CMF”) is subject to General Rule No. 336 issued by the SVS (now the CMF). The subject matter of this offer may include securities not registered with the CMF; therefore, such securities are not subject to the supervision of the CMF. Since the securities are not registered in Chile, there is no obligation of the issuer to make publicly available information about the securities in Chile. The securities shall not be subject to public offering in Chile unless registered with the relevant registry of the CMF.

12 Vive la Paris: Equity investing with the Paris Agreement

FOR PROFESSIONAL, INSTITUTIONAL, QUALIFIED, WHOLESALE INVESTORS AND PERMITTED, PROFESSIONAL AND QUALIFIED CLIENT USE ONLY – NOT FOR PUBLIC DISTRIBUTION (PLEASE READ IMPORTANT DISCLOSURES)

In Colombia, the sale of each fund discussed herein, if any, is addressed to less than one hundred specifically identified investors, and such fund may not be promoted or marketed in Colombia or to Colombian residents unless such promotion and marketing is made in compliance with Decree 2555 of 2010 and other applicable rules and regulations related to the promotion of foreign financial and/or securities related products or services in Colombia. With the receipt of these materials, and unless the Client contacts BlackRock with additional requests for information, the Client agrees to have been provided the information for due advisory required by the marketing and promotion regulatory regime applicable in Colombia.

IN MEXICO, FOR INSTITUTIONAL AND QUALIFIED INVESTORS USE ONLY. INVESTING INVOLVES RISK, INCLUDING POSSIBLE LOSS OF PRINCIPAL. THIS MATERIAL IS PROVIDED FOR EDUCATIONAL AND INFORMATIONAL PURPOSES ONLY AND DOES NOT CONSTITUTE AN OFFER OR SOLICITATION TO SELL OR A SOLICITATION OF AN OFFER TO BUY ANY SHARES OF ANY FUND OR SECURITY.

This information does not consider the investment objectives, risk tolerance or the financial circumstances of any specific investor. This information does not replace the obligation of financial advisor to apply his/her best judgment in making investment decisions or investment recommendations. It is your responsibility to inform yourself of, and to observe, all applicable laws and regulations of Mexico. If any funds, securities or investment strategies are mentioned or inferred in this material, such funds, securities or strategies have not been registered with the Mexican National Banking and Securities Commission (Comisión Nacional Bancaria y de Valores, the "CNBV") and thus, may not be publicly offered in Mexico. The CNBV has not confirmed the accuracy of any information contained herein. The provision of investment management and investment advisory services ("Investment Services") is a regulated activity in Mexico, subject to strict rules, and performed under the supervision of the CNBV. These materials are shared for information purposes only, do not constitute investment advice, and are being shared in the understanding that the addressee is an Institutional or Qualified investor as defined under Mexican Securities (*Ley del Mercado de Valores*). Each potential investor shall make its own investment decision based on their own analysis of the available information. Please note that by receiving these materials, it shall be construed as a representation by the receiver that it is an Institutional or Qualified investor as defined under Mexican law. BlackRock México Operadora, S.A. de C.V., Sociedad Operadora de Fondos de Inversión ("BlackRock México Operadora") is a Mexican subsidiary of BlackRock, Inc., authorised by the CNBV as a Mutual Fund Manager (Operadora de Fondos), and as such, authorised to manage Mexican mutual funds, ETFs and provide Investment Advisory Services. For more information on the Investment Services offered by BlackRock Mexico, please review our Investment Services Guide available in www.blackrock.com/mx. This material represents an assessment at a specific time and its information should not be relied upon by the you as research or investment advice regarding the funds, any security or investment strategy in particular. Reliance upon information in this material is at your sole discretion. BlackRock México is not authorised to receive deposits, carry out intermediation activities, or act as a broker dealer, or bank in Mexico. For more information on BlackRock México, please visit: www.blackrock.com/mx. BlackRock receives revenue in the form of advisory fees for our advisory services and management fees for our mutual funds, exchange traded funds and collective investment trusts. Any modification, change, distribution or inadequate use of information of this document is not responsibility of BlackRock or any of its affiliates. Pursuant to the Mexican Data Privacy Law (Ley Federal de Protección de Datos Personales en Posesión de Particulares), to register your personal data you must confirm that you have read and understood the Privacy Notice of BlackRock México Operadora. For the full disclosure, please visit www.blackrock.com/mx and accept that your personal information will be managed according with the terms and conditions set forth therein.

In Peru, this private offer does not constitute a public offer, and is not registered with the Securities Market Public Registry of the Peruvian Securities Market Commission, for use only with institutional investors as such term is defined by the *Superintendencia de Banca, Seguros y AFP*.

In Uruguay, the Securities are not and will not be registered with the Central Bank of Uruguay. The Securities are not and will not be offered publicly in or from Uruguay and are not and will not be traded on any Uruguayan stock exchange. This offer has not been and will not be announced to the public and offering materials will not be made available to the general public except in circumstances which do not constitute a public offering of securities in Uruguay, in compliance with the requirements of the Uruguayan Securities Market Law (Law N° 18.627 and Decree 322/011).

For investors in Central America, these securities have not been registered before the Securities Superintendence of the Republic of Panama, nor did the offer, sale or their trading procedures. The registration exemption has made according to numeral 3 of Article 129 of the Consolidated Text containing of the Decree-Law No. 1 of July 8, 1999 (institutional investors). Consequently, the tax treatment set forth in Articles 334 to 336 of the Unified Text containing Decree-Law No. 1 of July 8, 1999, does not apply to them. These securities are not under the supervision of the Securities Superintendence of the Republic of Panama. The information contained herein does not describe any product that is supervised or regulated by the National Banking and Insurance Commission (CNBS) in Honduras. Therefore any investment described herein is done at the investor's own risk. This is an individual and private offer which is made in Costa Rica upon reliance on an exemption from registration before the General Superintendence of Securities ("SUGEVAL"), pursuant to articles 7 and 8 of the Regulations on the Public Offering of Securities ("Reglamento sobre Oferta Pública de Valores"). This information is confidential, and is not to be reproduced or distributed to third parties as this is NOT a public offering of securities in Costa Rica. The product being offered is not intended for the Costa Rican public or market and neither is registered or will be registered before the SUGEVAL, nor can be traded in the secondary market. If any recipient of this documentation receives this document in El Salvador, such recipient acknowledges that the same has been delivered upon their request and instructions, and on a private placement basis. In Guatemala, this communication and any accompanying information (the "Materials") are intended solely for informational purposes and do not constitute (and should not be interpreted to constitute) the offering, selling, or conducting of business with respect to such securities, products or services in the jurisdiction of the addressee (this "Jurisdiction"), or the conducting of any brokerage, banking or other similarly regulated activities ("Financial Activities") in the Jurisdiction. Neither BlackRock, nor the securities, products and services described herein, are registered (or intended to be registered) in the Jurisdiction. Furthermore, neither BlackRock, nor the securities, products, services or activities described herein, are regulated or supervised by any governmental or similar authority in the Jurisdiction. The Materials are private, confidential and are sent by BlackRock only for the exclusive use of the addressee. The Materials must not be publicly distributed and any use of the Materials by anyone other than the addressee is not authorised. The addressee is required to comply with all applicable laws in the Jurisdiction, including, without limitation, tax laws and exchange control regulations, if any.

For investors in the Caribbean, any funds mentioned or inferred in this material have not been registered under the provisions of the Investment Funds Act of 2003 of the Bahamas, nor have they been registered with the securities regulators of Bermuda, Dominica, the Cayman Islands, the British Virgin Islands, Grenada, Trinidad & Tobago or any jurisdiction in the Organisation of Eastern Caribbean States, and thus, may not be publicly offered in any such jurisdiction. The shares of any fund mentioned herein may only be marketed in Bermuda by or on behalf of the fund or fund manager only in compliance with the provision of the Investment Business Act 2003 of Bermuda and the Companies Act of 1981. Engaging in marketing, offering or selling any fund from within the Cayman Islands to persons or entities in the Cayman Islands may be deemed carrying on business in the Cayman Islands. As a non-Cayman Islands person, BlackRock may not carry on or engage in any trade or business unless it properly registers and obtains a license for such activities in accordance with the applicable Cayman Islands law. In the Dominican Republic, any securities mentioned or inferred in this material may only be offered in a private character according to the laws of the Dominican Republic, falling beyond the scope of articles 1 numeral (31), 46 et al of Law 249-17 dated 19 December 2017, as amended and its Regulations. Since no governmental authorises are required in such offering, any "securities" mentioned or inferred in this material have not been and will not be registered with the Stock Market Superintendency of the Dominican Republic (Superintendencia de Mercado de Valores de la República Dominicana), and these "securities" may only be circulated, offered and sold in the Dominican Republic in a private manner based on the criteria established under Dominican laws and regulations.

In Singapore, this document is provided by BlackRock (Singapore) Limited (company registration number:200010143N) for use only with institutional investors as defined in Section 4A of the Securities and Futures Act, Chapter 289 of Singapore. This advertisement or publication has not been reviewed by the Monetary Authority of Singapore.

In Hong Kong, this material is issued by BlackRock Asset Management North Asia Limited and has not been reviewed by the Securities and Futures Commission of Hong Kong. This material is for distribution to "Professional Investors" (as defined in the Securities and Futures Ordinance (Cap.571 of the laws of Hong Kong) and any rules made under that ordinance.) and should not be relied upon by any other persons or redistributed to retail clients in Hong Kong.

In South Korea, this information is issued by BlackRock Investment (Korea) Limited. This material is for distribution to the Qualified Professional Investors (as defined in the Financial Investment Services and Capital Market Act and its sub-regulations) and for information or educational purposes only, and does not constitute investment advice or an offer or solicitation to purchase or sell in any securities or any investment strategies.

In Taiwan, independently operated by BlackRock Investment Management (Taiwan) Limited. Address: 28F., No. 100, Songren Rd., Xinyi Dist., Taipei City 110, Taiwan. Tel: (02)23261600.

In Australia & New Zealand, issued by BlackRock Investment Management (Australia) Limited ABN 13 006 165 975, AFSL 230 523 (BIMAL) for the exclusive use of the recipient, who warrants by receipt of this material that they are a wholesale client as defined under the Australian Corporations Act 2001 (Cth) and the New Zealand Financial Advisers Act 2008 respectively. This material provides general information only and does not take into account your individual objectives, financial situation, needs or circumstances. Before making any investment decision, you should therefore assess whether the material is appropriate for you and obtain financial advice tailored to you having regard to your individual objectives, financial situation, needs and circumstances. Refer to BIMAL's Financial Services Guide on its website for more information. This material is not a financial product recommendation or an offer or solicitation with respect to the purchase or sale of any financial product in any jurisdiction. This material is not intended for distribution to, or use by, any person or entity in any jurisdiction or country where such distribution or use would be contrary to local law or regulation. BIMAL is a part of the global BlackRock Group which comprises of financial product issuers and investment managers around the world. BIMAL is the issuer of financial products and acts as an investment manager in Australia. BIMAL does not offer financial products to persons in New Zealand who are retail investors (as that term is defined in the Financial Markets Conduct Act 2013 (FMCA)). This material does not constitute or relate to such an offer. To the extent that this material does constitute or relate to such an offer of financial products, the offer is only made to, and capable of acceptance by, persons in New Zealand who are wholesale investors (as that term is defined in the FMCA). BIMAL, its officers, employees and agents believe that the information in this material and the sources on which it is based (which may be sourced from third parties) are correct as at the date of publication. While every care has been taken in the preparation of this material, no warranty of accuracy or reliability is given and no responsibility for the information is accepted by BIMAL, its officers, employees or agents. Except where contrary to law, BIMAL excludes all liability for this information.

In China, this material may not be distributed to individuals resident in the People's Republic of China ("PRC", for such purposes, not applicable to Hong Kong, Macau and Taiwan) or entities registered in the PRC unless such parties have received all the required PRC government approvals to participate in any investment or receive any investment advisory or investment management services.

For Southeast Asia: This document is issued by BlackRock and is intended for the exclusive use of any recipient who warrants, by receipt of this material, that such recipient is an institutional investor or professional/sophisticated/qualified/accredited/expert investor as such term may apply under the relevant legislations in Southeast Asia (**for such purposes, includes only the Philippines, Thailand and Indonesia**). BlackRock does not hold any regulatory licenses or registrations in Southeast Asia countries listed above, and is therefore not licensed to conduct any regulated business activity under the relevant laws and regulations as they apply to any entity intending to carry on business in Southeast Asia, nor does BlackRock purport to carry on, any regulated activity in any country in Southeast Asia. BlackRock funds, and/or services shall not be offered or sold to any person in any jurisdiction in which such an offer, solicitation, purchase, or sale would be deemed unlawful under the securities laws or any other relevant laws of such jurisdiction(s).

This material is provided to the recipient on a strictly confidential basis and is intended for informational or educational purposes only. Nothing in this document, directly or indirectly, represents to you that BlackRock will provide, or is providing BlackRock products or services to the recipient, or is making available, inviting, or offering for subscription or purchase, or invitation to subscribe for or purchase, or sale, of any BlackRock fund, or interests therein. This material neither constitutes an offer to enter into an investment agreement with the recipient of this document, nor is it an invitation to respond to it by making an offer to enter into an investment agreement.

The distribution of the information contained herein may be restricted by law and any person who accesses it is required to comply with any such restrictions. By reading this information you confirm that you are aware of the laws in your own jurisdiction regarding the provision and sale of funds and related financial services or products, and you warrant and represent that you will not pass on or utilise the information contained herein in a manner that could constitute a breach of such laws by BlackRock, its affiliates or any other person.

Any research in this document has been procured and may have been acted on by BlackRock for its own purpose. The results of such research are being made available only incidentally. The views expressed do not constitute investment or any other advice and are subject to change. They do not necessarily reflect the views of any company in the BlackRock Group or any part thereof and no assurances are made as to their accuracy.

This document is for information purposes only and does not constitute an offer or invitation to anyone to invest in any BlackRock funds and has not been prepared in connection with any such offer.

The information provided here is neither tax nor legal advice and should not be relied on as such. Investment involves risk including possible loss of principal.

FOR PROFESSIONAL, INSTITUTIONAL, QUALIFIED, WHOLESALE INVESTORS AND PERMITTED, PROFESSIONAL AND QUALIFIED CLIENT USE ONLY. THIS MATERIAL IS NOT TO BE REPRODUCED OR DISTRIBUTED TO PERSONS OTHER THAN THE RECIPIENT.

© 2024 BlackRock, Inc. or its affiliates. All Rights Reserved. **BLACKROCK** is a trademark of BlackRock, Inc. or its affiliates. All other trademarks are those of their respective owners.

Lit No. **PARIS-UK-AGREE-0324** 240299T-0324

BlackRock